

Product datasheet for **RR209656**

Anapc10 (NM_001108445) Rat Tagged ORF Clone

Product data:

Product Type: Expression Plasmids
Product Name: Anapc10 (NM_001108445) Rat Tagged ORF Clone
Tag: Myc-DDK
Symbol: Anapc10
Vector: pCMV6-Entry (PS100001)
E. coli Selection: Kanamycin (25 ug/mL)
Cell Selection: Neomycin
ORF Nucleotide Sequence: >RR209656 representing NM_001108445
Red=Cloning site Blue=ORF Green=Tags(s)

TTTTGTAATACGACTCACTATAGGGCGGCCGGAATTCGTCGACTGGATCCGGTACCGAGGAGATCTGCC
GCC**CGATCGCC**

ATGACCACGCCAAACAAGACACCTCCTGGTGCTGACCCTAAGCAGTTGGAGAGGACAGCAACAGTGAGGG
AAATTGGGTCTCAGGCTGTCTGGTCACTCTCTTCCTGCAAACAGGGTTGGAGTGGATCAATTACGAGA
TGACAATCTAGAGACTTACTGGCAATCCGATGGCTCTCAGCCTCATTTAGTGAACATCCAATTCAGAAGA
AAAACAACAGTGAAGACGTTATGTATTTATGCAGACTATAAATCTGATGAAAGCTACACTCCAAGCAAAA
TCTCAGTCAGAGTAGGAAATAATTTTCAACCTTCAAGAAATCCGGCAACTCGAATTGGTGGAGCCAAG
TGGCTGGATTCACGTTCTTTAACTGACAACCATAGAAGCCAACGCGCACATTCATGATACAGATTGCT
GTTCTGGCCAATCACCAGAACGGAAGGGATACCCACATGAGACAGATTAAATATACACGCCAGTGGAAAG
AGAGCTCCATTGGGAAATTCCTAGATGCACCACCATCGATTTTCATGATGATCGTTCAATACGG

ACGCGTACGCGGCCGCTCGAGCAGAAACTCATCTCAGAAGAGGATCTGGCAGCAAATGATATCCTGGATT
ACAAGGATGACGACGATAAGGTTTAA

Protein Sequence: >RR209656 representing NM_001108445
Red=Cloning site Green=Tags(s)

MTTPNKTPPGADPKQLERTATVREIGSQAVWSLSSCKPGFGVDQLRDDNLETYWQSDGSQPHLVNIQFRR
KTTVKTLCIYADYKSDSYTPSKI SVRVGNFHNLQEIRQLELVEPSGWIHVPLTDNHKPTRTFMIQIA
VLANHQRDTHMRQIKIYTPVEESSIGKFPRTCITDFMMYRSIR

TRTRPLEQKLI SEEDLAANDILDYKDDDDKV

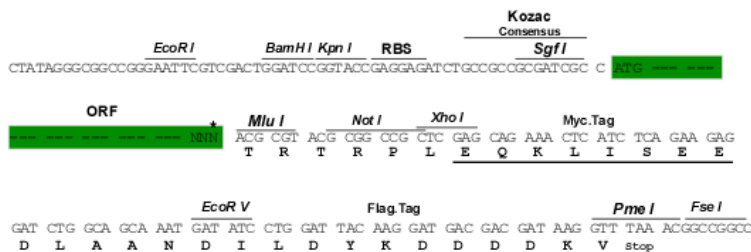
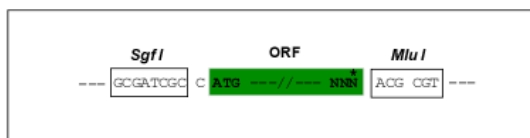
Restriction Sites: SgfI-MluI



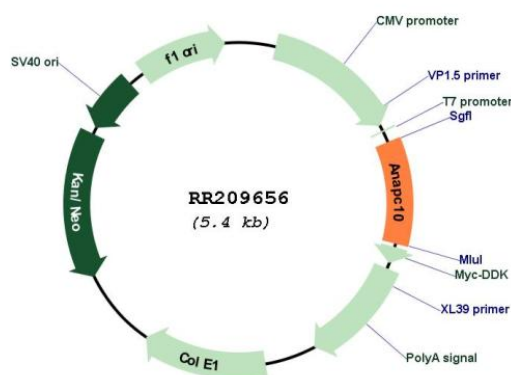
[View online »](#)

Cloning Scheme:

Cloning sites used for ORF Shutting:



* The last codon before the Stop codon of the ORF

Plasmid Map:

ACCN: NM_001108445

ORF Size: 555 bp

OTI Disclaimer: The molecular sequence of this clone aligns with the gene accession number as a point of reference only. However, individual transcript sequences of the same gene can differ through naturally occurring variations (e.g. polymorphisms), each with its own valid existence. This clone is substantially in agreement with the reference, but a complete review of all prevailing variants is recommended prior to use. [More info](#)

OTI Annotation: This clone was engineered to express the complete ORF with an expression tag. Expression varies depending on the nature of the gene.

Components:	The ORF clone is ion-exchange column purified and shipped in a 2D barcoded Matrix tube containing 10ug of transfection-ready, dried plasmid DNA (reconstitute with 100 ul of water).
Reconstitution Method:	<ol style="list-style-type: none">1. Centrifuge at 5,000xg for 5min.2. Carefully open the tube and add 100ul of sterile water to dissolve the DNA.3. Close the tube and incubate for 10 minutes at room temperature.4. Briefly vortex the tube and then do a quick spin (less than 5000xg) to concentrate the liquid at the bottom.5. Store the suspended plasmid at -20°C. The DNA is stable for at least one year from date of shipping when stored at -20°C.
RefSeq:	<u>NM_001108445.1, NP_001101915.1</u>
RefSeq Size:	1113 bp
RefSeq ORF:	558 bp
Locus ID:	361389
Cytogenetics:	19q11
MW:	21.3 kDa