

Product datasheet for **RR208783**

Tns4 (NM_001024881) Rat Tagged ORF Clone

Product data:

Product Type:	Expression Plasmids
Product Name:	Tns4 (NM_001024881) Rat Tagged ORF Clone
Tag:	Myc-DDK
Symbol:	Tns4
Synonyms:	RGD1310402
Mammalian Cell Selection:	Neomycin
Vector:	pCMV6-Entry (PS100001)
E. coli Selection:	Kanamycin (25 ug/mL)



[View online »](#)

ORF Nucleotide Sequence:

>RR208783 representing NM_001024881
 Red=Cloning site Blue=ORF Green=Tags(s)

TTTTGTAATACGACTCACTATAGGGCGGCCGGAATTCGTCGACTGGATCCGGTACCGAGGAGATCTGCC
 GCC**CGGATCGCC**

ATGTCCAGCTCCCTGCTGACTGGAGGTCATGTGGTCAGCTTGACTCCCCATGAGGAATCCAGGATGGCCC
 TGCACCCAACCCCTAGCCATGACCTCCCAGCCCTGTGTCCTTACTACACCACAGAGAGCTGGGGAACCCA
 GCCTCTCATGGACCCCACTCTGCAAAGGCAGCTCCAACAGGCTCCAGCAGGCCAGCAAGCTGAGGCC
 AGAGCTCAGTGTCTCTTCAATGCCCTGGGAGCAGGCCCTCAGGGGCTCGCAGGATCTGGACTCTTGCA
 TTGACTTCTCACTGGAGGCCCTCAACAAGATGATCCTGGAGCTAGACCCACCTTCCAGTTGCTTCCCTC
 TGGGATTGCTGGTCCCAGGCTGAGCCTACCAACAGTGTGCTTCAAGGACCAAGAAGGAGGAACCTGAC
 GCCTTAGATATAAAGTACATCGAAGTGACCTCCACCAGATCAAGATGCCTTGACAGTCCCCAACGCTGCT
 CCAGCCCATGTGTACCCACCATTGGCTCCCACGTAGTGGCGCCTGTTCTCTCCAGGACATCCC
 CCGAGAGACCCGAAGCAGCAGCAACGAGAGCCTCATCTTCTGGAACCAAGGCAGGGTTCTCTCCC
 CACACCCCTTCTCTCAGCAATTCTATCCCTTGCCGAGAAAGCAGGGCCTCAGGCTCCCCACTGGCAA
 CTCTCCAGGTTGGGAGAAAGGGCTAAGGGCCCCACAGTGGGCGCAGCAGGCTCTTACGCTGTACGCCAG
 CCCTGTATCGGACATCAGCTATGTGTTTGAAGCAATCAGTCCCTCCCGACTCAAGCCTCTCCAGCTAT
 CCGCCATCTTCTAGATCCTTGGGAAGTCCAGCCAGCTCTTCTTCCAGTCTCCACAGCCTGGACCGAGGCT
 CCCAGTGTGTGAGATCGAGTGTGCCAGGTTCTAGTAACCCCATAGTGGGCATGGGCCAGCCCCAAGC
 AGTCCCGTCTACACCAGTGGCTAAGGAGCAGGCCAGTAGTGGCCCCATCTGTCACTCAACTCCATGGCG
 GACATACCTATAGTGTCTATTACGGGAACCCAGAACCACAGAGTCCCCAGCCAGCAGACACCAAGAT
 ACCAGGACTCTGTGAGTCTAGGGCTACATCTCCAGCCACCTCTGTCAAGCCACCAAGAGCCACAGCAA
 GACTCTGCCGGACGTTCCCTCTCACATCTCCAGCCACCTCTGTCAAGCCACCAAGAGCCACAGCAAGACT
 CTGCCGGACGTTCTCTCACGGCTCTCCAGAAAGTCTGCAAGGACATGCAGCCACCATGAAGTTCTG
 TGATGGACACATCGAAGTACTGGCTTAAGCCAAGCATCACCCGAGAGCAAGCAATCAATCTGCTGAGGAC
 GGAGAAGCCGGGCACCTTGTGTCATCAGGGACAGTTCCTCTACCGAGGCTCCTTTGGCCTGGCCCTGAAG
 GTCCAGGAGACTCCGGCATCTGCTCAAACCGACCAGGTGAGGACAGCACTGACTTTATCCGTCACCTTCC
 TGGTTGAGTCTTACGCCAAAGGGGTGCATCTGAAAGGAGCAGATGAGGAGCCCTACTTTGGGAGCCTCTC
 TGCCTTCGTGTGCCAGCATTCTATCATGGCCCTGGCCCTGCCCTGCAAACCTCACCATCCCACAGAAAGAA
 CTGGGAGGTGCAGAACAGCATCGGACTCCCCACACACGCCAGACCTTTGCCTGAAGATATCCGCCG
 GTTGCCACACACTGTACCTGACCTCTGTGAGTGTGGAGACCCTGAGCGGAGCCCTGGCTGTGCAGAAGGC
 TATCTCAGTCATGTTGGAGAGGGACGTCCTCCCCACACCCACTGTCGTCCACTTCAAAGTACCCGAGCAG
 GGCATCACTCTGACAGATGTCAAAGGAAGGTGTTCTTCCGACGGCACTACCCCTCATCGCCCTCCGCT
 TCTGTGGAATGGACCCGAGCAACGGAAGTGGCAGAAATACTGCAAGCCTTCAAGGATCTTTGGGTTTGT
 GGCCAAAAGCCAGACAGAACCACAGGAGAACGCATGCCACCTCTTCGCCGAGTATGATGCAGCCAGCCG
 GCTTCCAGGTCATCAGCCTGGTACTGCTCTGCTTAAGGACACAGAAAGGGTG

ACGCGTACGCGGCCGCTCGAGCAGAAACTCATCTCAGAAGAGGATCTGGCAGCAAATGATATCCTGGATT
 ACAAGGATGACGACGATAAGGTTTAA

Protein Sequence: >RR208783 representing NM_001024881
 Red=Cloning site Green=Tags(s)

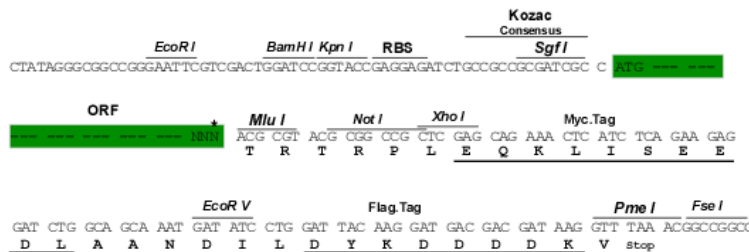
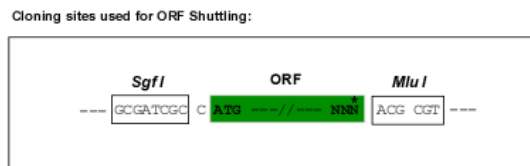
```
MSSSLLTGGHVVSLTPHEESRMALHPTPSHDLPALCPYYTTESWGTQPLMDPTLCKGSSNRLQQAQQAEA
RAQCLLQCPGEQASGASQDLSDSCIDFSL EALNKMILELDPTFQLLP SGIAGPQA EPTNSVASRTKKEEPD
ALDIKYIEVTSTRSRCLDSPQRCS SPCVTPPF GSPRSGGLFLSRDIPRETRSSSNE SLIFSGNQGRGSSP
HTPSSLSNSIPCR ES SRASGSPLATPPGW EKL R APQWGSRVSTL SASPVSDISYVFGSNQSLPHSSLSY
PPSSRSLGSPASSSSSLHSLDRGSQCVRSSDAQVPSNPIVGMGQPQAVPSTPVAKEQASSCPPSVTNSMA
DIPIVL IINGNPEPQSPPAQQT PRYQDSVQSRATSPSHL CQATKSHSKTL PDVPL TSPSHL CQATKSHSKT
LPDVPLTASPESPAKDMQPTMKFVMDTSKYWLKPSITREQA INLLRTEKPGTFVIRDSSSYRGSFGLALK
VQETPASAPNRPGE DSTDFIRHFLV ESSAKGVHLKGADEEPYFGSL SAFVCQHSIMALALPCKLTIPQKE
LGG AEPASDSPTHGQTSCLKISAGCHTL YLTSVSVETLSGALAVQKAISVMLERDVLPTPTVVHFVTEQ
GITLTDVQRKVFRRHYPLIALRFCGMDPEQRKWQKYCKPSRIFGFVAKSQTEPQENACHLFAEYDAAQP
ASQVISLVTALLK DTERV
```

TRTRPLEQKLISEEDLAANDILDYKDDDDKV

Restriction Sites:

Sgfl-MluI

Cloning Scheme:



* The last codon before the Stop codon of the ORF

ACCN: NM_001024881

ORF Size: 2154 bp

OTI Disclaimer: The molecular sequence of this clone aligns with the gene accession number as a point of reference only. However, individual transcript sequences of the same gene can differ through naturally occurring variations (e.g. polymorphisms), each with its own valid existence. This clone is substantially in agreement with the reference, but a complete review of all prevailing variants is recommended prior to use. [More info](#)

OTI Annotation: This clone was engineered to express the complete ORF with an expression tag. Expression varies depending on the nature of the gene.

Components: The ORF clone is ion-exchange column purified and shipped in a 2D barcoded Matrix tube containing 10ug of transfection-ready, dried plasmid DNA (reconstitute with 100 ul of water).

Reconstitution Method:

1. Centrifuge at 5,000xg for 5min.
2. Carefully open the tube and add 100ul of sterile water to dissolve the DNA.
3. Close the tube and incubate for 10 minutes at room temperature.
4. Briefly vortex the tube and then do a quick spin (less than 5000xg) to concentrate the liquid at the bottom.
5. Store the suspended plasmid at -20°C. The DNA is stable for at least one year from date of shipping when stored at -20°C.

RefSeq: [NM_001024881.1](#), [NP_001020052.1](#)

RefSeq Size: 2498 bp

RefSeq ORF: 2157 bp

Locus ID: 303517

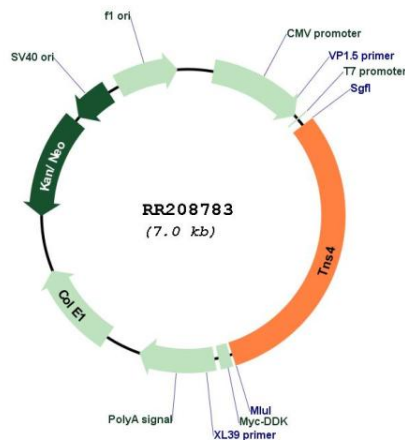
UniProt ID: [Q4V8I3](#)

Cytogenetics: 10q31

MW: 77.2 kDa

Gene Summary: May be involved in cell migration, cartilage development and in linking signal transduction pathways to the cytoskeleton May promote apoptosis, via its cleavage by caspase-3. Cytoplasm, cytoskeleton.[UniProtKB/Swiss-Prot Function]

Product images:



Circular map for RR208783