

Product datasheet for **RR208663**

Eloa (NM_017103) Rat Tagged ORF Clone

Product data:

| | |
|---------------------------|---------------------------------------|
| Product Type: | Expression Plasmids |
| Product Name: | Eloa (NM_017103) Rat Tagged ORF Clone |
| Tag: | Myc-DDK |
| Symbol: | Eloa |
| Synonyms: | El; Tceb3 |
| Mammalian Cell Selection: | Neomycin |
| Vector: | pCMV6-Entry (PS100001) |
| E. coli Selection: | Kanamycin (25 ug/mL) |



[View online »](#)

**ORF Nucleotide
Sequence:**

>RR208663 representing NM_017103
 Red=Cloning site Blue=ORF Green=Tags(s)

TTTTGTAATACGACTCACTATAGGGCGGCCGGGAATTCGTCGACTGGATCCGGTACCGAGGAGATCTGCC
 GCC**CGCATCGCC**

ATGGCGCGGAGTCGGCGCTCCAAGTTGTGGAGAAGTCAGGCGCGCCTGGCTGCGAACCCGGACCCCA
 AGAAGCTATTGAAATATTTGAAGAACTTTCCGCTTACCTATTACAGTAGACATTCTTGTGGAGACTGG
 GGTGGGAAAACAGTGAACAGCTTTTCGAAACATGAGCAAGTGGGAACTTTGCCAGAGACCTGGTTGCC
 CAGTGGAGAAGCTGGTTCAGTAGAACAAACAATGAGGCTGAGGATCAGGATTTGAGAAGAGCAATT
 CCCGCAAGCGTCCCCGAGATGTTCCCGCAGGAGGAGGAAGCGGAGGGGAACTACCAGGAAAGCTGGCA
 AGCCTCAGGCAGCCAGCCCTACAGCCCTGAGCACAGACAGAAAAAGCACAGAAAACCTTCTGAGCTTGAA
 AGGCCTCACAAGTGGCTCATGGTCACGAGAGGAGAGATGAAAGGAAGAGGTGTCAAAGTGTCAACCAC
 CATATTCTCAGACCCCGAGTCGTCTGACTATGGTCATGTTCAATCTCCTCCACCTTCAAGTCCCCATCA
 AATGTATACAGACCTCTAGGTCCCAGAGATGGACCAGGAACCCATCGTCTCACACCCGAAGCCTGGG
 AAAGTCCACAGTAATACCTTTTCAGGACAGACTAGGGGTTAGTCACCTGGGTGAGCACCAAGGAAAAGGGG
 CTGTTAGCCAAAACAAGCCACACAAATCTCCCAAGGAGAAAACGCCTGTGGATGCCAGGGGGATGA
 GAAGAGCTCTGTATGGGAGAGAGAAGTACACAAAAGCCTTTCCAAAGAGGAGAGCCGAAGGCTACTC
 TCAGAGGACAGTGCCAAGGAGAAGCTGCCCTCCAGTGTGTCAGAAAAGAGAAGGACAGAGAAGGCAACA
 GCCTCAAGAAGAAGTTGTACCTGCCTTAGATGTTGCTTCAGACAACCACTTTAAAAAGCCAAACACAA
 GGACTCCGAGAAAATCAAGTCTGACAAAAACAAGCAGAGTGTAGATAGCGTGGACTCAGGACGAGGGACA
 GGAGACCCATTACCCAGAGCCAAGGATAAAGTTCCCAACAACCTGAAGGCTCAGGAGGGGAAAGTAAAGAA
 CTAACTCGGATCGAAAGTCACCAGGCTCACTCCCTAAAGTAGAAGAGATGGACATGGATGATGAGTTTGA
 GCAGCCCAACATGTCCTTTGAGTCATACCTCAGCTATGACCAGCCCGCAAGAAAAAGAAGGTTGTG
 AAAAATTCGGTACAGCACTTGGAGAAAAAGGACTTAAAAAGAAGGACTCTAAAAGCACTAGTAAAAACT
 TGAACCTCGGCTCAGAAATTACCCAAGGTGAATGAAAAACAAGTCAAGCAAGTTGCAGCCAGCTGGAGCCGA
 ACCCACGAGGCCAGAAAAGGTCCTACTGATGTGCTGCCAGCATTGCCAGACATCCCCTTCCCCGCCATA
 CAAACCAACTATCGTCCCCTTCCCTCCCTCGAGTTGATCTCCTCCTTTCAGCCAAAGCGAAAAGCTTTCT
 CTTACCCCGAGGAAGAAGAAGAGCTGGGTTACAGGACGCAGAAATGAATTCTAAGATGCAGGTGTATTC
 AGGTTCCAAGTGTGCCTATCTCCCAAAATGATGACCTTGACCAGCAGTGTATCCGGGTGCTTAAAGAT
 AATATTGACTCCATCTTTGAAGTGGGAGGAGTCCCTATTCTGTTCTTGAACCTGTCTTGGAGAGGTGCA
 CACCCGATCAGCTCTACCGAATAGAGGAATGCAATCATGTATTAATTGAGGAAACAGATCAGTTGTGGAA
 AGTTCACTGTACCCGGGACTTTAAGGAAGAAAGACCAGAAGAGTATGAGTCTTGGAGGGAGATGTACCTG
 AGGCTTCAGGACGCCCGAGAGCAGCGGCTGCGCCTGCTCACAACAACATCCGGTCTGCACATGCCAATA
 AGCCAAAAGGACGACAAGCAAAGATGGCCTTTGTGAACCTGTGGCCAAGCCACCGAGAGATGTTGACG
 GAGGCAGGAGAAGTTTGAACCGGGGGAGCAGCTGTCCCTGAGAAAAGTCAAGGATTAAGCCAGCACCATAT
 ACAACAGGAAGCAGCCATGTTCTGCCAGCAACAGCAGCAGCAGCTTCCACTCAAGTCTGAGGAGCTGG
 CCTACGAAGGGCCAGTACCAGCAGTCCCCTTAGCTCCTGTGGCCAGCAGCTGTGTTTCTATGATCC
 CAGGAAACCAAGCTGTGAAGAAAATTGCCCGATGATGGCCAAGACCATTAAGCATTCAAGAACAGATTT
 TCCCGACGA

ACGCGTACGCGGCCGCTCGAGCAGAACTCATCTCAGAAGAGGATCTGGCAGCAATGATATCCTGGATT
 ACAAGGATGACGACGATAAGGTTTAA

Protein Sequence: >RR208663 representing NM_017103
 Red=Cloning site Green=Tags(s)

```

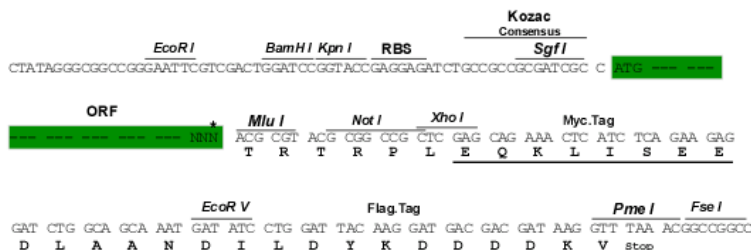
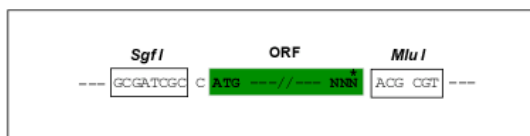
MAAESALQVVEKLQARLAANPDPKLLKYLKLSVLPITVDILVETGVGKTVNSFRKHEQVGNFARDLVA
QWKKLVPVERNNEAEDQDFEKSNSRKRPRDVPQQEEEEAEAGNYQESWQASGSQPYSPEHRQKKHRKLEPEL
RPHKVAHGHERRDERKRCHKVSPPYSSDPESDYGHVQSPPPSSPHQMYTDLRSPEMDQEPVSHPKPG
KVHSNTFQDRLGVSHLGEHQGKAVSQNKPHKSSHKEKRPVDARGDEKSSVMGREKSHKASSKEESRRL
SEDSAKEKLPSSVVKKEKDREGNSLKKKLSPALDVASDNHFKKPKHKDSEKIKSDKNKQSVDSVDSGRGT
GDPLPRAKDKVPNNLKAQEGKVRTNSDRKSPGSLPKVEEMDMDFEQPTMSFESYLSYDQPRKKKKKV
KTSGTALGEKGLKKKDSKSTSKNLNSAQKLPKVNENKSDKLQPAGAEPTRPRKVPTDVLPAIPDIPLPAI
QTNYRPLPSLELISSFPKRKAFSSPQEEEEAGFTGRRMNSKMVYSGSKCAYLPKMMLHQQCIRVLKN
NIDSIFEVGGVPYSVLEPVLERCPTDQLYRIEENHVLIEETDQLWKVHCHRDFKEERPEEYESWREMYL
RLQDAREQLRLLTNNIRSAHANKPKGRQAKMAFVNSVAKPPRDVRRRQEKFGTGGAAVPEKVKRIPAPY
TTGSSHPASNSSSSFHSSPEELAYEGPSTSSAHLAPVASSSVSYDPRKPAVKKIAPMMAKTIKAFKNRF
SRR
  
```

TRTRPLEQKLISEEDLAANDILDYKDDDDKV

Restriction Sites: Sgfl-Mlul

Cloning Scheme:

Cloning sites used for ORF Shutting:



* The last codon before the Stop codon of the ORF

- ACCN:** NM_017103
- ORF Size:** 2319 bp
- OTI Disclaimer:** The molecular sequence of this clone aligns with the gene accession number as a point of reference only. However, individual transcript sequences of the same gene can differ through naturally occurring variations (e.g. polymorphisms), each with its own valid existence. This clone is substantially in agreement with the reference, but a complete review of all prevailing variants is recommended prior to use. [More info](#)
- OTI Annotation:** This clone was engineered to express the complete ORF with an expression tag. Expression varies depending on the nature of the gene.
- Components:** The ORF clone is ion-exchange column purified and shipped in a 2D barcoded Matrix tube containing 10ug of transfection-ready, dried plasmid DNA (reconstitute with 100 ul of water).

Reconstitution Method:

1. Centrifuge at 5,000xg for 5min.
2. Carefully open the tube and add 100ul of sterile water to dissolve the DNA.
3. Close the tube and incubate for 10 minutes at room temperature.
4. Briefly vortex the tube and then do a quick spin (less than 5000xg) to concentrate the liquid at the bottom.
5. Store the suspended plasmid at -20°C. The DNA is stable for at least one year from date of shipping when stored at -20°C.

RefSeq: [NM_017103.2](#), [NP_058799.2](#)

RefSeq Size: 2745 bp

RefSeq ORF: 2322 bp

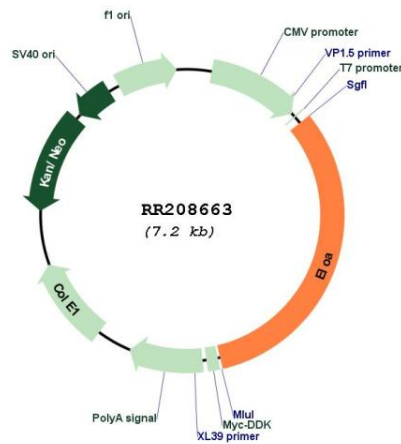
Locus ID: 25562

Cytogenetics: 5q36

MW: 87.2 kDa

Gene Summary: subunit A of the transcription factor B (SIII) complex (also known as elongin); frees RNA Polymerase II from transient pausing at template-encoded arresting sites [RGD, Feb 2006]

Product images:



Circular map for RR208663