

Product datasheet for **RR208487**

Abcc6 (NM_031013) Rat Tagged ORF Clone

Product data:

Product Type:	Expression Plasmids
Product Name:	Abcc6 (NM_031013) Rat Tagged ORF Clone
Tag:	Myc-DDK
Symbol:	Abcc6
Synonyms:	Mrp6
Vector:	pCMV6-Entry (PS100001)
E. coli Selection:	Kanamycin (25 ug/mL)
Cell Selection:	Neomycin
ORF Nucleotide Sequence:	>RR208487 representing NM_031013 Red=Cloning site Blue=ORF Green=Tags(s)

TTTTGTAATACGACTCACTATAGGGCGCCGGGAATTCGTCGACTGGATCCGGTACCGAGGAGATCTGCC
GCC**CGATCGCC**

ATGAACGGAGAGCACTCAATGGCCACGCCTGGAGAGTCTGCGCAGGCCTGAGGGTCTGGAACCAGACAG
AACAGGAGCCTGTGGCCTATCACTTGCTCAACCTGTGCTTCTGCGAGCCGCCGGGAGCTGGGTGCCCC
CATGTACCTCTGGGTCTTGGCCCATCTACCTCTCTACATCCATCGCCATGGCTGCTGCTACCTCCGG
ATGTCCCCTCTTCAAATCAAATGGTGTCTCGGCTTTGCCCTCATCCTTCTCTACACCTCAACGCGG
CCGTGCCTCTCTGGAGGATCCACCGGGGATGCCCCAGGCCCCAGAGCTTCTCATTACCCTACCCTGTG
GCTCACCACCATGAGCTTCGCCACCTTCTGATCCACATGGAGAGAAAGAAGGGGTCCGTGCATCTGGG
TTGTTGTTCCGGTACTGGCTGCTCTGCTGCCTCGTGCCAGCCATCGACACTGTCCAGCAGGCCTCCGCAG
GGAGCTTCCGCCAGGAGCCCTCCACCACCTGGCCACCTACCTGTGCTTGTCCCTGGTGGTGGCAGAGCT
GGTGTCTTGTCTGGTAGACCAGCCACCCTTCTTCTCGGAAGACTCCAAGCCATTGAATCCATGTCCA
GAGGCCGAGGCCCTTTTCCCTCAAAGGCCATGTTCTGGTGGCCTCTGGACTGCTATGGAAGGGCTACA
GGAAACTGCTGGGGCCAAAAGACCTCTGGTCACTTGAGAGAGAAAACCTTTCAGAAGAATGTTTCCCA
GCTGGAAGAGAATGGAGAGGAACTTCACTGAGCTGCCGGGCACAAAGGGCACAGTGGTATGGGGACC
CCCGAGACAGAGGCCCTTCTGCAGCCAGAGAGGAGCCAGCGGGGCCGCTGCTCAGGGCTATCTGGCGTG
TGTTCCGGTCCACTTTCCTGCTGGGGACCCTCAGCCTGGTATTAGCGATGCCTCAGGTTTGTGTTCC
CAAGCTCCTCAGTCTGTTTCTGGAGTTCATGGCGACCTCGAGTCTCGGCTTGGACGGGCTGGCTCCTG
GCTGTGCTGATGTTCTTGTGCGCCTGCCTACAGACACTGTTTGAACAGCAGTACATGTACAGAGTCAAGG
TCCTGCAGATGAGGCTGCGAACAGCCATCACTGGCCTGGTGTACAGAAAGGCTCCTGGTCTGTCCAGTGG
TTCCAGAAAGTCCAGTGCAGCAGGGGACGTGGTCAACCTGGTGTCACTGGACGTACAGCGGCTGGTCCGAG
AGCATCCTCCACCTCAACGGGCTGTGGTGTCTTCTCTGTGGATCATTGTGTGCTTTGTCTACCTGTGGC
AGCTCCTTGGGCCCTCTGCCCTCACAGCGTGTGCTTCTCTGAGCCTTCTCCCCTGAACTTCTTCAT
TACCAAGAAGAGGAGCTTCCATCAGGAAGAAGAGATGAGGCGAAGGCCTCCCGAGCAGCGCTCACCAGC
TCCATGCTCAGAAGTGTGAGAACCATCAAGTCCCACGGCTGGGAGTGTGCTTCTGAGCGACTCCTGC



View online »

ATATCCGGGGCCAGGAGCTAGGTGCCCTGAAGACCTCCGCCTTCTTCTGTGTCTCTCGTGTCTT
CCAAGTGTCTACATTTCTGGTGGCGCTGGTTGTGTTTGTCTGTCCACACCTGGTGGCAGAGGACAACGCC
ATGGATGCGGAGAAGGCGTTTGTGACGCTCACGGTGTCTCAGCATCCTTAACAAAGCCCAGGCCTTCTCC
CCTTCTGTGTGCACTGCCTCGTTCAGGCTCGGGTGTCTTTGACCGCCTAGCTGCTTTCTGTGCCTGGA
AGAAGTAGACCCCAATGGCATGGTCTTGAGTCCCTCCAGATGCTCCTCGAAGGATCGAATTTCTATACAC
AATGGCACCTTCGCTTGGTCCCAGGAGAGCCCGCCTGCCTGCACGGGATCAACCTCACCGTGCCCCAGG
GCTGTCTGTGGTGTGTTGGTCCAGGAGAGCCCGCCTGCCTGCACGGGATCAACCTCACCGTGCCCCAGG
GCTGTTGAAGGTAGAAGGTCTGTGAGCATTGAGGGTTCCGTGGCCTACGTGCCTCAGGAGGCTTGGGTC
CAGAATACCTCTGTGGTGGAGAATGTGTCTTACGGCAGGAGCTGGATCTGCCATGGTTGCAGGAAGTTC
TAGAAGCCTGTGCCTTGGGGTCTGATGTGGCCAGCTTCCCTGCAGGAGTTCACACCCAGTAGGGGAGCA
GGGCATGAATCTTCTGGGGGCCAGAAGCAGCGGCTGAGCTTGGCTCGGGCTGTGTACAGAAGGGCTGT
GTGTACCTGATGGATGACCCCTAGCAGCCTGGATGCGCATGTCAGCCAGGAAGTCTTCAAACAGGTCA
TTGGCCCCAGTGGACTTCTCAAGGTACGACTCGGATCCTTGTAAACACACAGCTGCATGCTGCCCCA
AGCTGACCAGATCCTGGTGTGGCCAATGGGACCATCGCAGAGATGGGCTCTACCAAGACCTTCTGCAT
AGGAACGGAGCCCTGGTGGGCTTCTGGATGGAGCCAGACAGCCTGCAGGCGAAGGAGAAGGAGAAGCAC
ATGCTGCAGCCACAGTATGACCTTGGAGGCTTTTCTGGAGGTGGGACGCCACGCGCAGACCAGAGAG
GCCAGACCCAGTGACGACGCCCTGTGAAGGGCAGTACTTCAGAGGCACAGATGGAGCCTTCTCTGGAT
GACGTTGAGGTCACTGGACTGACAGCAGGAGAGGACAGTGTGCAGTATGGCCGGGTGAAGAGCGCCACAT
ACCTGAGTACCTGCGGGCGGTGGGCACACCGCTCTGCACCTACACCCTGTTCTCTTCTCTGCCAGCA
AGTGGCGTCTTCTGCCAAGGCTACTGGCTGAGCCTCTGGGCCGACGACCCGGTCTGTGGTGGGAAGCAG
ATGCATTACGCCCTGCGTGGCTCCATCTTTGACTCCTTGGCTGTCTGCAAGCCATCGGACTGTTTGGCT
CCATGGCTGCGGTGTTCTGGTGGAGCCGAGCTTCAATGCCTGCTTTTCCGGAGCCTCTCTGGGACGT
GGCTCGCTCTCCATTGGCTTCTTTGAGCGCACACCAGTCCGGAACCTGCTGAACCGTTTTTCCAAGGAG
ACGGACATAGTGGATGTGGACATCCCAGACAAGATGAGGACCCTGCTGACCTATGCCTTTGGACTCCTGG
AGGTTGGCCTGGCAGTGTGATGGCCACACCCTGGCTATTGTGGCCATCCTACCTTATGCTCCTTTA
TGCTGGGTTTTCAGAGCCTCTACGTGGCCACATGTTGCCAGCTGAGACGCCTGGAGTCGGCCAGTTACTCC
TCAGTGTGTTCCCATCTGGCTGAGACCTTCCAGGGCAGTCAGGTGGTCAGGGCCTTCCAGGCCAGGGGC
CCTTACAGCTCAGCACGATGCCCTCATGGATGAGAACCAGAGGATCAGTTTCCCGAGGCTGGTGGCTGA
CAGGTGGCTGGTGCACACCTGGAGCTCCTGGGAATGGCCTGGTGTGTTGGCCCTACATGTGCTGTG
CTGAGCAAAGGCTCACCTGAGTGTGGCCTCGCGGGCTTCTCGGTTTCTGCTGCCCTCCAGGTAACACAGA
CTCTGCAGTGGTGGTCCGACGCTGGACAGATCTGGAGAACAGCATGGTGGCCGTGGAGCGAGTACAGGA
CTACGTTACACCCCCAAGGAGGCTCCCTGGAGGCTGCCCTCCTCTGCAGCCAGCCTCTCTGGCCCTGT
GGGGACAGATTGAGTTCGAGACTTTGGGCTCAGACACCGACCAGAGCTGCCATGGCTGTGCAGGGT
TGTCCCTGAAGATCCATGCAGGGGAGAAGGTGGGCATCGTGGCAGGACAGGGGGCCGGGAAGTCTCCCT
GACTTGGGGCCTGCTGCGGCTTCCAGGAGCCACTGAGGGTGGTATTTGGATCGATGGGGTCCCCATCACC
GACATGGGGCTGCACACACTGCGGTCCAGAATCACCATCATCCCTCAGGACCCTGTCTGTTCCCGGGCT
CGCTGCGGATGAACCTGGACCTGCTTCCAGGAGAACACAGATGAGGGCATCTGGGCAGCGCTGGAGACGGT
GCAGCTCAAGGCCTTCGTGACCAGCCTGCCTGGCCAGCTGCAGTATGAGTGTCTCAGGCCAGGGAGATGAC
CTGAGTGTGGGTGAGAAGCAGCTCCTGTGTCTGGCAGTGCCTTCTCCGAAAACCCAGATCCTCATCC
TGGATGAAGCCACTGCCTCCGTGGACCCAGGGACGGAGATACAGATGCAGGCGGCCCTCGAGCGCTGGTT
TGACAGTGTACAGTGTCTATTGCTCACCCCTGCGCTCCGTGATGAACTGCGCCAGGGTCTAGTC
ATGGATGAGGGGCAGGTGGCAGAGAGTGGCAGTCCAGCACAGCTGCTGGCCAGAAAAGCCTGTTTTACA
GGCTAGCCAGGAGTCGGGCTAGCC

ACCGGTACGCGGGCCGCTCGAGCAGAACTCATCTCAGAAGAGGATCTGGCAGCAAATGATATCCTGGATT
ACAAGGATGACGACGATAAGGTTTAA

Protein Sequence: >RR208487 representing NM_031013
 Red=Cloning site Green=Tags(s)

MNGEHSMATPGESCAGLRVWNQTEQEPVAYHLLNLCFLRAAGSWVPPMYLWVLGPIYLLYIHRHGCCYLR
 MSRLFKIKMVLGFALILLYTFNAAVPLWRIHRGMPQAPPELLIHPTVWLTMSFATFLIHMERKKGVRASG
 LLFGYWLLCCLVPAIDTVQQASAGSFRQEPLHHLATYLCLSLVVAELVLSCLVDQPPFFSEDSKPLNPCP
 EAEASFPSKAMFWASGLLWKGYRKLGPKDLWSLERENSSEELVSQLERWRRNFSELPGHKGHSGMGT
 PETEAFLOPERSQRGPLLRAIWRVFRSTFLLGTLVLSVSDAFRAVPKLLSLFLEFMDLESSAWTGWLL
 AVLMLFSACLQTLFEQQYMYRVKVLQMRLRTAITGLVYRKVLSVSSGRKSSAAGDVVNLVSDVQRLVE
 SILHLNGLWLLFLWIIIVCFVYLWQLGPSALTAVAVFLSLLPLNFFITKKRSFHQEEQMRQKASRARLTS
 SMLRTVRTIKSHGWECAFLERLLHIRGQELGALKTSALFVSVLSVQVSTFLVALVVFVHTLVAEDNA
 MDAEKAFVTLTVLSILNKAQAFLPFSVHCLVQARVSFDRLAAFLCLEEVDPNGMVLSRSCSSKDRISIH
 NGTFAWSQESPPCLHGINLTPVQGCLLAVVGPVGAGKSSLLSALLGELLKVEGSVSIIEGSVAVVPQEA
 WVNQNTSVVENVCFRQELDLPWLQEVLEACALGSDVASFPAGVHTPVGEQGMNLSGGQKQRLSLARAVYRRA
 AAVYLMDPLAALDAHVSQEVFKQVIGPSGLLQGTTRILVTHTLHVLPAQDQILVLANGTIAEMGSYQDLLH
 RINGALVGLLDGARQPAGEGEGEAHAAATSDDLGGFSGGGTPTRRPERPRPSDAAPVKGSTSEAQMEPSLD
 DVEVTGLTAGEDSVQYGRVKSATYLSYLRAVGTPLCTYTLFLFLCQQVAFSCQGYWLSLWADDPVVDGKQ
 MHSALRGSIFGLLGLQAIGLFASMAAVFLGGARASCLLFRSLLWDVARSPIGFFERTPVGNLLNRFSE
 TDIVDVIDPDKMRTLLTYAFGLLEVLAVSMATPLAIVAILPLMLLYAGFQSLYVATCCQLRRESASYS
 SVCSHLAETFQGSQVRAFQAQGPFTAQHDALMDENQRISFPRLVADRWLAANLELLGNGLVFVAATCAV
 LSKAHLAAGLAFSVSAALQVTQTLQWVRSWTDLENSMVAVERVQDYVHTPKEAPWRLPSSAAQPLWPC
 GGQIEFRDFGLRHRPELPMVAVQVSLKIHAGEKVGIVGRTGAGKSSLTWGLLRLEATEGGIWIWIDVPI
 TDMGLHTLRSRITIIIPQDPVLPFPGSLRMNLDLQENTDEGIWAALQVQLKAFVTLSPGQLQYECSSQGGD
 LSVGQKQLLCLARALLRKTQILILDEATASVDPGTEIQMQAALERWFAQCTVLLIAHRLRSVMNCARVLY
 MDEGQVAESGSPAQLLAQKGLFYRLAQESGLA

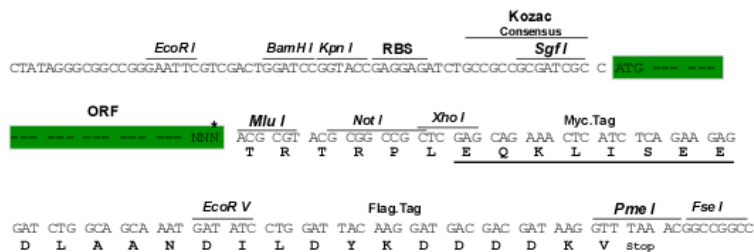
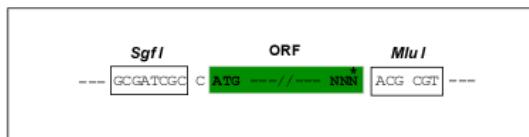
TRTRPLEQKLISEEDLAANDILDYKDDDDKV

Restriction Sites:

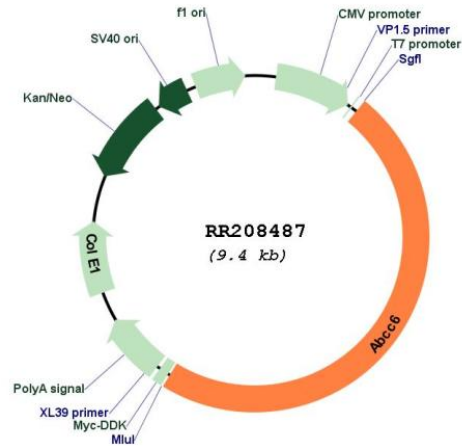
Sgfl-MluI

Cloning Scheme:

Cloning sites used for ORF Shuttling:



* The last codon before the Stop codon of the ORF

Plasmid Map:


ACCN: NM_031013

ORF Size: 4506 bp

OTI Disclaimer: The molecular sequence of this clone aligns with the gene accession number as a point of reference only. However, individual transcript sequences of the same gene can differ through naturally occurring variations (e.g. polymorphisms), each with its own valid existence. This clone is substantially in agreement with the reference, but a complete review of all prevailing variants is recommended prior to use. [More info](#)

OTI Annotation: This clone was engineered to express the complete ORF with an expression tag. Expression varies depending on the nature of the gene.

Components: The ORF clone is ion-exchange column purified and shipped in a 2D barcoded Matrix tube containing 10ug of transfection-ready, dried plasmid DNA (reconstitute with 100 ul of water).

Reconstitution Method:

1. Centrifuge at 5,000xg for 5min.
2. Carefully open the tube and add 100ul of sterile water to dissolve the DNA.
3. Close the tube and incubate for 10 minutes at room temperature.
4. Briefly vortex the tube and then do a quick spin (less than 5000xg) to concentrate the liquid at the bottom.
5. Store the suspended plasmid at -20°C. The DNA is stable for at least one year from date of shipping when stored at -20°C.

RefSeq: [NM_031013.1](#), [NP_112275.1](#)

RefSeq Size: 5775 bp

RefSeq ORF: 4509 bp

Locus ID: 81642

UniProt ID: [O88269](#)

Cytogenetics: 1q22

MW: 165 kDa

Gene Summary: human homolog acts as a Mg-ATP-dependent efflux pump that transports glutathione S-conjugates and mediates a low level of resistance to some anticancer agents [RGD, Feb 2006]