

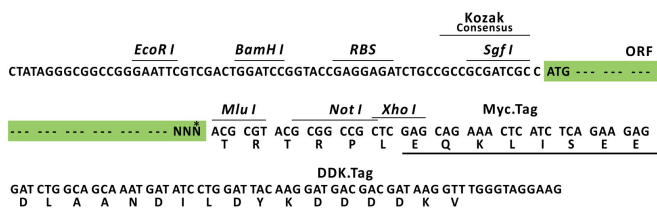
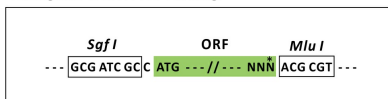
Product datasheet for RR207882L3

Gas8 (NM_001039030) Rat Tagged Lenti ORF Clone

Product data:

Product Type:	Expression Plasmids
Product Name:	Gas8 (NM_001039030) Rat Tagged Lenti ORF Clone
Tag:	Myc-DDK
Symbol:	Gas8
Synonyms:	MGC124779
Mammalian Cell Selection:	Puromycin
Vector:	pLenti-C-Myc-DDK-P2A-Puro (PS100092)
E. coli Selection:	Chloramphenicol (34 ug/mL)
ORF Nucleotide Sequence:	The ORF insert of this clone is exactly the same as(RR207882).
Restriction Sites:	SgfI-MluI
Cloning Scheme:	

Cloning sites used for ORF Shuttling:



* The last codon before the Stop codon of the ORF.

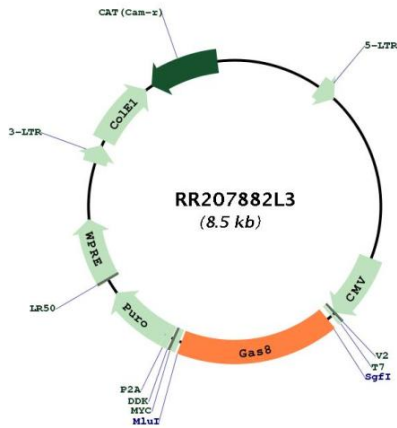
ACCN:	NM_001039030
ORF Size:	1434 bp



[View online >](#)

OTI Disclaimer:	The molecular sequence of this clone aligns with the gene accession number as a point of reference only. However, individual transcript sequences of the same gene can differ through naturally occurring variations (e.g. polymorphisms), each with its own valid existence. This clone is substantially in agreement with the reference, but a complete review of all prevailing variants is recommended prior to use. More info
OTI Annotation:	This clone was engineered to express the complete ORF with an expression tag. Expression varies depending on the nature of the gene.
Components:	The ORF clone is ion-exchange column purified and shipped in a 2D barcoded Matrix tube containing 10ug of transfection-ready, dried plasmid DNA (reconstitute with 100 ul of water).
Reconstitution Method:	<ol style="list-style-type: none">1. Centrifuge at 5,000xg for 5min.2. Carefully open the tube and add 100ul of sterile water to dissolve the DNA.3. Close the tube and incubate for 10 minutes at room temperature.4. Briefly vortex the tube and then do a quick spin (less than 5000xg) to concentrate the liquid at the bottom.5. Store the suspended plasmid at -20°C. The DNA is stable for at least one year from date of shipping when stored at -20°C.
RefSeq:	NM_001039030.1 , NP_001034119.1
RefSeq Size:	1602 bp
RefSeq ORF:	1437 bp
Locus ID:	361438
UniProt ID:	Q499U4
Cytogenetics:	19q12
Gene Summary:	Component of the nexin-dynein regulatory complex (N-DRC), a key regulator of ciliary/flagellar motility which maintains the alignment and integrity of the distal axoneme and regulates microtubule sliding in motile axonemes. Plays an important role in the assembly of the N-DRC linker. Plays dual roles at both the primary (or non-motile) cilia to regulate hedgehog signaling and in motile cilia to coordinate cilia movement. Required for proper motile cilia functioning. Positively regulates ciliary smoothed (SMO)-dependent Hedgehog (Hh) signaling pathway by facilitating the trafficking of SMO into the cilium and the stimulation of SMO activity in a GRK2-dependent manner.[UniProtKB/Swiss-Prot Function]

Product images:



Circular map for RR207882L3