

## Product datasheet for **RR206900**

### Rps12 (NM\_031709) Rat Tagged ORF Clone

#### Product data:

**Product Type:** Expression Plasmids  
**Product Name:** Rps12 (NM\_031709) Rat Tagged ORF Clone  
**Tag:** Myc-DDK  
**Symbol:** Rps12  
**Vector:** pCMV6-Entry (PS100001)  
**E. coli Selection:** Kanamycin (25 ug/mL)  
**Cell Selection:** Neomycin  
**ORF Nucleotide Sequence:** >RR206900 representing NM\_031709  
Red=Cloning site Blue=ORF Green=Tags(s)

TTTTGTAATACGACTCACTATAGGGCGGCCGGAATTCGTCGACTGGATCCGGTACCGAGGAGATCTGCC  
GCCCGGATCGCC

ATGGCCGAGGAAGGCATAGCTGCTGGAGGTGTAATGGACGTCAACACTGCTCTACAAGAGGTGCTGAAGA  
CCGCCCTCATCCACGATGGCCTAGCACGTGGCATACGCGAAGCTGCCAAAGCCTTAGACAAGCGCCAAGC  
CCATCTCTGCGTGTTCATCCAACCTGTGATGAGCCCATGTATGTCAAGCTGGTGGAGGCGCTCTGTGCC  
GAGCACCAGATCAACCTGATAAAGTTGATGACAACAAGAACTAGGGGAATGGGTAGGCCCTCTGTAAAA  
TCGATCGAGAGGGGAAGCCACGGAAAGTGGTTGGTTGCAGTTGCGTTGTAGTTAAGGACTATGGCAAAGA  
ATCTCAGGCCAAGGATGTCATCGAGGAGTACTTCAAATGCAAGAAA

ACGCGTACGCGGCCGCTCGAGCAGAAACTCATCTCAGAAGAGGATCTGGCAGCAAATGATATCCTGGATT  
ACAAGGATGACGACGATAAGGTTTAA

**Protein Sequence:** >RR206900 representing NM\_031709  
Red=Cloning site Green=Tags(s)

MAEEGIAAGGVMDVNTALQEVLKTALIHDLARGIREAAKALDKRQAHLCVLASNCDEPMYVKLVEALCA  
EHQINLIKVDDNKKLGEWVGLCKIDREGKPRKVVGCSCVVVKDYGKESQAKDVIEEYFKCKK

TRTRPLEQKLISEEDLAANDILDYKDDDDKV

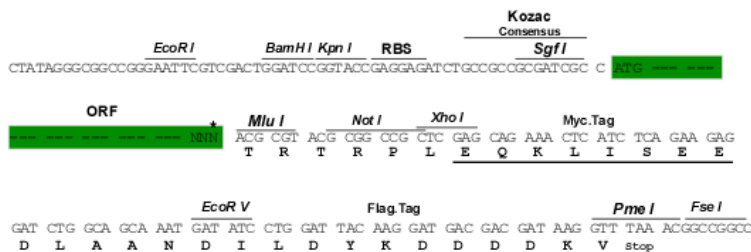
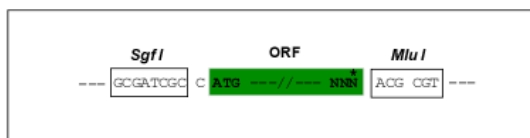
**Restriction Sites:** SgfI-MluI



[View online »](#)

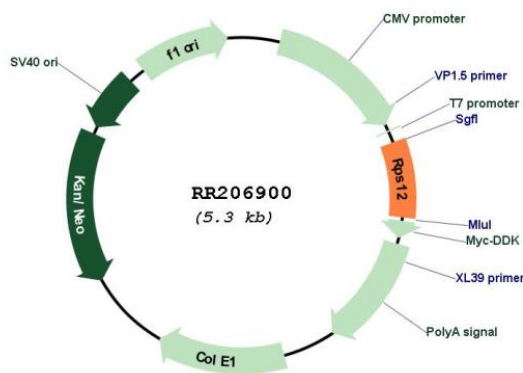
Cloning Scheme:

Cloning sites used for ORF Shutting:



\* The last codon before the Stop codon of the ORF

Plasmid Map:



ACCN: NM\_031709

ORF Size: 396 bp

OTI Disclaimer: The molecular sequence of this clone aligns with the gene accession number as a point of reference only. However, individual transcript sequences of the same gene can differ through naturally occurring variations (e.g. polymorphisms), each with its own valid existence. This clone is substantially in agreement with the reference, but a complete review of all prevailing variants is recommended prior to use. [More info](#)

|                               |   |
|-------------------------------|---|
| <b>OTI Annotation:</b>        | This clone was engineered to express the complete ORF with an expression tag. Expression varies depending on the nature of the gene.  |
| <b>Components:</b>            | The ORF clone is ion-exchange column purified and shipped in a 2D barcoded Matrix tube containing 10ug of transfection-ready, dried plasmid DNA (reconstitute with 100 ul of water).  |
| <b>Reconstitution Method:</b> | <ol style="list-style-type: none"><li>1. Centrifuge at 5,000xg for 5min.</li><li>2. Carefully open the tube and add 100ul of sterile water to dissolve the DNA.</li><li>3. Close the tube and incubate for 10 minutes at room temperature.</li><li>4. Briefly vortex the tube and then do a quick spin (less than 5000xg) to concentrate the liquid at the bottom.</li><li>5. Store the suspended plasmid at -20°C. The DNA is stable for at least one year from date of shipping when stored at -20°C.</li></ol> |
| <b>RefSeq:</b>                | <u><a href="#">NM_031709.3</a></u> , <u><a href="#">NP_113897.2</a></u>   |
| <b>RefSeq Size:</b>           | 562 bp  |
| <b>RefSeq ORF:</b>            | 399 bp  |
| <b>Locus ID:</b>              | 65139   |
| <b>Cytogenetics:</b>          | 1p12  |
| <b>MW:</b>                    | 14.5 kDa  |
| <b>Gene Summary:</b>          | 40 S ribosomal subunit protein [RGD, Feb 2006]  |