

## Product datasheet for **RR205786**

### Nid2 (NM\_001012005) Rat Tagged ORF Clone

#### Product data:

**Product Type:** Expression Plasmids  
**Product Name:** Nid2 (NM\_001012005) Rat Tagged ORF Clone  
**Tag:** Myc-DDK  
**Symbol:** Nid2  
**Synonyms:** NID-2  
**Vector:** pCMV6-Entry (PS100001)  
**E. coli Selection:** Kanamycin (25 ug/mL)  
**Cell Selection:** Neomycin  
**ORF Nucleotide Sequence:** >RR205786 representing NM\_001012005  
Red=Cloning site Blue=ORF Green=Tags(s)

TTTTGTAATACGACTCACTATAGGGCGGCCGGAATTCGTCGACTGGATCCGGTACCGAGGAGATCTGCC  
GCC**CGGATCGCC**

ATGTCTTGGGACCCGACAGCCGGGGCTGGCACCGCCATCACCCTATCGCTGCTCCTGGTGCTGGTGC  
TGCTGTACAGAGTCGGGGCTCTGCTCCTGAAGAGCTTTTCTTACGGGGAGTCGTGGGAGACCGACT  
GCTGCCGAGGGTGACGATGAAAGCTCAGCGGCTGTGAAGCTAGCAGTACCTCTACGCTTCTACGATGCC  
CAGTTTCAGCAACCTCTAGTGGGCACCAACGGCATCATCTCCACCAGGACTTCCCAGGGAGACTCAAT  
ATGTAGATGATGATTTTCTACTGACTTCCCAGCCATCGCCCCATTCTGGCTGACATCGACACTAGTCA  
CAGCAGGGGCCGGATCCTGTACCGCGAGGACACCTCCCAGGCTGTGCTGAGTCTGGCTGCCCGCTACGTG  
CGCACAGGCTTCCCGCTGACCGGTCCAGCTTCAACCCCTACCCACGCCTTCTGGCCACCTGGGAGCACG  
TGGGCGCCTATGAGGAGGTGAGGCGGGGCTGCGCCATCCGGAGAGCTGAACACTTCCAGGCCGTTCT  
GGCATCCGATGAGTCTGATACCTACGCCCTTTTCTCTATCCTGCCAATGGTCTTCAGTTCTTTGGAAC  
CGCCCCAAGAGTCCACAATGTCCAGCTGCAGCTTCTGCCAGGGTGGGCTTCTGCCGAGGGGAAGCAG  
ACGACCTGAAGAGAGAAGCGCTGATTTTACGCTGACTAACACTGACAGTCCGTTGAAGAATCTACCA  
ACTAAGCAACCTGGGGATTCTGGAGCGTGGGCCTTTACATCGCAGCAGGCTGGCCCTGGACAATGTC  
CGGCCAGCCACAGTTGGAGGTGACCATTCCACAGCCCGCTCCTCAGCGCTGGAGCACTCCTTCAACCATG  
CTGCAGCCCTGGAGAGCTATACTGAGGACAGTTTCGATTACTACAATGAGAATGAAGAGGATGTAGAATA  
CCCACCCATTGAACCAGGGGAGGCCCTGGAAGGCCACAGCAGAATCGATGTGTCTTTCAATTGAGGTT  
AATCCCACGTCTCAGATTCTGATCAGCTTCTCCTTTGCCACACCCAGCACCTGGTAACTGGCCATCCT  
ACCGGAAACAGAATCGGCTTCTTTGGACCCTCAAACCAACAGGGGCCACCTGTGGGAGAGGTAGAGGT  
CCTGGATTTCAAGGACCCAGCAGAACTTTGGATCAGACGGGCACCAGAACCCAGCTCCTCCAGGGGCA  
GATGCAGCTTTTCTAACTCCAGGACAGGGAAGACCTTGGGAACAGAGACACCCAGTCTATCCAGAGGCAC  
GGCCAGTGCCTTTCAGAGCCAGATGTTCTGTCGCTCCTCTGAAAAGAGAAATCCTTCTAATTACCCCGA  
GTCTGGTACGTGCCACCCCTGAGTGGAGGGAGGTATGTGGTAGGACTGGAGGACCAGTGTGATCTAAA  
GATCAAGTCTTCACTTACAATGGCGCAACCGGAAACCTGTGAACACAGCCACGGCCAGTGTCCCGCC



ATGCCTTCTGCACCGACTACACCACTGGCTTTTGTGCTGCCACTGCCAGTCTAGGTTTTATGGAAACGGGAG  
GCACTGCGTGCCAGAAGGGGCGCCTCACCGAGTGAATGGGAAGGTGAGTGGCCATCTCCAAGTGGGCCAC  
ATGCCTGTGCACTTACGGATGTGGATCTACACGCTTACATCGTGAGCAATGACGGCAGAGCCTACACTG  
CCATCAGTCAGATCCCGCAGCCCGCAGCCAGGCCCTCCTCCCTGCTCCTGCCATCGGAGGCCTGTTTGG  
CTGGCTCTTTGCTTTGGAGAAGCCAGGCTCTGAGAATGGCTTCAGCCTCACAGGAGCTACCTTTGTCCAT  
GATGTGGAAGTCACTTTTACCCTGGAGAGGAGAGAGTTCGTATCACTCAAACCCGGCAGGGGCTTGACC  
CAGAAACTATCTGAGCCTTAACACCAACATCGAAGGCCAGGTGCCCTTTATCCCAAGCAAATTTACACAG  
CCACATTGCTCCGTACCAAGAGTTCTATCATCACAGAGACTCAGTCGTGACATCCTCCAGCTCCCGAAGT  
TTCTCCCTCATTCTGGTTCTATCAACCAAACCTCGGTCTACCGCATCGACCAGAACATCACTTACAAGG  
CGTGCACTCATGCCCCAGACACCTGGCCGTCCCTGCCACCCAGCAGCTGACTGTGGACCGGGCCTTTGC  
TTTGTACAGTGAGGAGGAGGGCGTGTGAGGTTTGCCGTGACCAATCAGATTGGCCCTGTGAAAGTGGAC  
TCGGCCCTACTGCAGTGAATCCTTGCTATGACGGGAGCCACACCTGTGACACAACAGCAAGGTGCCACC  
CGGGGACGGGTGTGGACTACACCTGCGAGTGCACGCCGGGTTCCAGGGTACGGACGGAGCTGTGTGGA  
TGTTAATGAGTGTCCACTGGCTCCATCGCTGCGGCCCAATTCTGTGTGTCAACTTGGTGGGAGC  
TACAGGTGCGAGTGCCGACGCGCTATGAATTCGCAGATGACCGGCACACTTGTGTCTTGATCGCCCCAC  
CTCCCAACCTTGCTGGATGGCAGTACACCTGTGCCCTGAGGGGACGGCCCGGTGCATTACCATGG  
AGGCAGTTCGTTCACTGTGCCTGCCTGCCCGGCTTTGTTGGACCGGGACCACTGTTCTGATGTTGAC  
GAATGTGCGGAAAACAGATGTCATGGGGCAGCCATCTGTTACAATACCCCGGGTCTTCTCCTGCCGT  
GCCAGCCTGGGTACCACGGGGACGGGTTTCACTGCGCCTCTGACACAGTTCAGAAAGATTCATCTCAGG  
ACTGAAACCTGTGAATACCAGCAGCGCTATGCCAGGCACAGCATGCCACGCTGGGTACGGATCCAC  
ATCCCCAGTGCAGCAGCCAGGGAACTTTGTGCCGTGCAGTGCATGGCAGCACTGGCTTCTGCTGGT  
GTGTGGACAAAATGGCCATGAAGTCCCTGGCACCCAGACTCCACCTGGTCCACTCCGCCCCACTGTGG  
ACCACCTCCAGAGCCACCCAGAGGCCTCGGACAGTCTGTGAGCGCTGGAGGGAAAGCTGCTGGAACAC  
TACGGGGCACACCCAGGGACGACCAAGTATGTGCCCCAGTGTGACGACCTGGGCCACTTCATCCCCCTGC  
AGTGTACGGAAGAGTGAATTTCTGTTGGTGTGTGGACAAGGATGGCAGAGAACTTCCAGGCACCCGCTC  
CCAGCCAGGCACCATGCCTGCATGCATACCCACTGTGCCCCACCCGTGGTCCGGCCACACCCCGGCT  
GATGTGACTCCTCCGGCTGTGGGCACCTTCTGCTCTATGCCAGGGCCAGCAGATCGGTCACTTGGCCC  
TCAATGGCAGCAGGCTTCCAGAAGGATGCAGCCAGGACCTGCTGTCACTACATGGCTCCATAGTCGTGGG  
GATTGACTATGACTGCCGGGAGAGGATGGTCTACTGGACAGACGTTGCCGGGAGGACCATCAGCCGTGCC  
AGCTTGGAGGCAGGAGCCGAACCCGAGACCATATTACCTCAGGTCTGATAAGCCCAGAAGGACTTGCCA  
TCGACCACTTCCGAGAACGATGTACTGGACAGACAGCGCCTGGATAAGATAGAGCGGGCTGGACTGGA  
CGGTTCCGAGCGTAAGGTCTTCCACACAGATCTGGTGAATCCACGAGCTATCACTGTGGATCCAATC  
CGAGGCAACTTGTACTGGACAGACTGGAATAGAGAAGCTCCTAAAATTGAAACATCATCTTTAGATGGTG  
AAAACAGAAGAATTCTGATCAACAAAGATATTGGATTACCAATGGATTGACCTTTGACCCCTTCTCAA  
ACTTCTCTGCTGGGCAGATGCAGGAACCAAAAACCTGGAGTGTACACTACCTGATGGAATGGACGCCGC  
GTCATCCAAAACCACTCAATTACCCCTCAGTGTGTGTCAGTTACGCGGATCACTTCTACACACGGACT  
GGCGGAGGGATGGTGTATATCAGTGAGTAAAGACAGTGGCCAGCTTACTGATGAGTATCTTCTGAACA  
CGCTCTCACCTATGGCATCACTGCAGTCTATCCCTACTGTCCAACAGGAAGAAAG

ACGCGTACGCGGCGCTCGAGCAGAACTCATCTCAGAAGAGGATCTGGCAGCAAATGATATCCTGGATT  
ACAAGGATGACGACGAT AAGGTTTAA

Protein Sequence: >RR205786 representing NM\_001012005  
 Red=Cloning site Green=Tags(s)

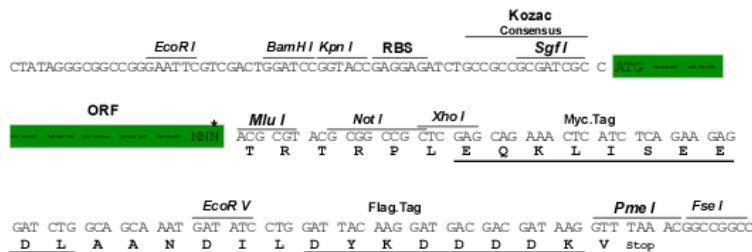
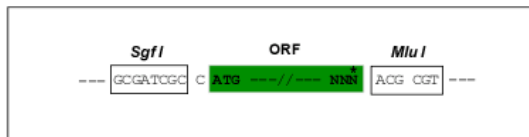
MSWDPTAGRLAPPSPLSLLLVLVLLSRVGALRPEELFPYGESWGDRLLEGGDESSAAVKLAVPLRFYDA  
 QF SNLYVGTNGIISTQDFPRETQYVDDDFPTDFPAIAPFLADIDTSHSRGRILYREDTSQAVLSLAARYV  
 RTGFPLTGSSFTPTHAFLATWEHVGAEEVRRGAAPSGELNTFQAVLASDESPTYALFLYPANGLQFFGT  
 RPKE SYNVLQLQLPARVGF CRGEADDLKREALYFSLTNTQSVKNLYQLSNL GIPGAWAFHIGSRALDNDV  
 RPATVGGDHSTARSSALEHSFNHAAALESYTEDSFYDYNENEEDVEYPPIEPGEALEGHSRIDVSFNSEV  
 NPTSPSDHASPLPHPAPGNWPSYRETESASLDPQTKQGPPVGEVEVLD FKDPAELLDQTGRTRPAPPGA  
 DAAFLT PGREDLGNRDTQSYPEARPVSEPDPVAPLEREILPNYPESGHVPPLSGGRYVVGLEDHVSSK  
 DQVFTYNGANRETCEHSHGQCSRHAFC TDYTTGFCCHCQSRFYGNRHCVPEGAPHRVNGKVSGLQVGH  
 MPVHFTDVLHAYIVSNDGRAYTAISQIPQAAQALLPVLPIGGLFGWLF ALEKPGSENGFSLTGATFVH  
 DVEVTFHPGEERVITQTAEGLDPENYLSLNTNIEGQVPFIPANF TAHIAPYQEFYHHRDSVVTSSSSRS  
 FSLISGSINQTRSYRIDQNITYKACSHAPRHLAVPATQQLTVDRAFALYSEEGLRF AVTNQIGPVEVD  
 SAPTAVNPCYDGSHTCDTTARCHPGTGVDYTCCTPGFQDGRSCVDVNECATGFHRCGPNSVCVNLVGS  
 YRCECRSGYEFADDRHTCVLIAPPPNPCLDGSHTCAPEGQARCIHHGSSFSACALPGFVGTGHQCSVDV  
 ECAENRCHGAAICYNTPGSFSCRCQPGYHGDGFHCASDTPEDSISGLKPCYEQRYAQAQHAHAGSRIH  
 IPQCDQGNFVPLQCHGSTGFCWCVDQNGHEVPGTQTPPGSTPPHCGPPPEPTQRPTVCERWRESLLEH  
 YGGTPRDDQYVPCDDLGHFIPLQCHGKSDFCWCVDKDGRELPGTRSQPGTMPACIPTVAPPVVRPTPRP  
 DVTTPAVGTFLLYAQGGQIGHLPLNGSLRQKDAARTLLSLHGSIVVGDYDCRERMVYWDVAGRTISRA  
 SLEAGAEPETIIISGLISPEGLAIDHFRRTMYWTD SGLDKIERAGLDGSEKVL FHTDLVNPRAITVDPI  
 RGNLYWTDWNREAPKIETSSLDGENRRILINKDIGLPNGLTFDPF SKLLCWADAGTKKLECTLPDGTGRR  
 VIQNHLYNPF SVVSYADHFYHTDWRRDGVISVSKDSGQLTDEYLPEQRSHLYGITAVYYPYCPTGRK

TRTRPLEQKLISEEDLAANDILDYKDDDDKV

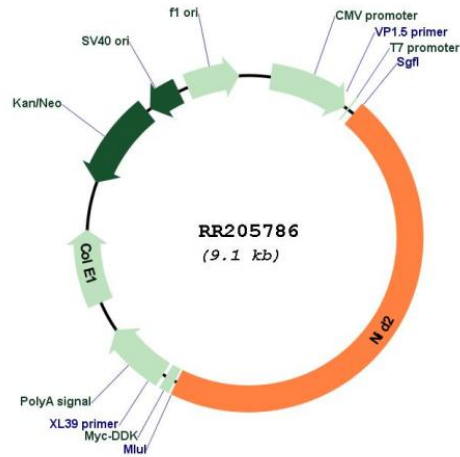
Restriction Sites:  
 Cloning Scheme:

SgfI-MluI

Cloning sites used for ORF Shuttling:



\* The last codon before the Stop codon of the ORF

**Plasmid Map:**


**ACCN:** NM\_001012005

**ORF Size:** 4188 bp

**OTI Disclaimer:** The molecular sequence of this clone aligns with the gene accession number as a point of reference only. However, individual transcript sequences of the same gene can differ through naturally occurring variations (e.g. polymorphisms), each with its own valid existence. This clone is substantially in agreement with the reference, but a complete review of all prevailing variants is recommended prior to use. [More info](#)

**OTI Annotation:** This clone was engineered to express the complete ORF with an expression tag. Expression varies depending on the nature of the gene.

**Components:** The ORF clone is ion-exchange column purified and shipped in a 2D barcoded Matrix tube containing 10ug of transfection-ready, dried plasmid DNA (reconstitute with 100 ul of water).

**Reconstitution Method:**

1. Centrifuge at 5,000xg for 5min.
2. Carefully open the tube and add 100ul of sterile water to dissolve the DNA.
3. Close the tube and incubate for 10 minutes at room temperature.
4. Briefly vortex the tube and then do a quick spin (less than 5000xg) to concentrate the liquid at the bottom.
5. Store the suspended plasmid at -20°C. The DNA is stable for at least one year from date of shipping when stored at -20°C.

**RefSeq:** [NM\\_001012005.2](#), [NP\\_001012005.2](#)

**RefSeq Size:** 4782 bp

**RefSeq ORF:** 4191 bp

**Locus ID:** 302248

**UniProt ID:** [B5DFC9](#)

**Cytogenetics:** 15p16

**MW:** 153 kDa

**Gene Summary:** Cell adhesion glycoprotein. Might be involved in osteoblast differentiation. It probably has a role in cell-extracellular matrix interactions (By similarity).[UniProtKB/Swiss-Prot Function]