

Product datasheet for **RR203562**

Faf2 (NM_001017445) Rat Tagged ORF Clone

Product data:

Product Type: Expression Plasmids
Product Name: Faf2 (NM_001017445) Rat Tagged ORF Clone
Tag: Myc-DDK
Symbol: Faf2
Synonyms: 2210404d11rik; RGD1306577; Ubx d8
Mammalian Cell Selection: Neomycin
Vector: pCMV6-Entry (PS100001)
E. coli Selection: Kanamycin (25 ug/mL)
ORF Nucleotide Sequence: >RR203562 representing NM_001017445
 Red=Cloning site Blue=ORF Green=Tags(s)

TTTTGTAATACGACTCACTATAGGGCGCCGGGAATTCGTCGACTGGATCCGGTACCGAGGAGATCTGCC
 GCC**CGATCGCC**

ATGCTTCCATTCCGGTTTACCTATTACACGATACTTGATATATTTAGGTTTGTCTTCGTTTTATACGGC
 CTGACCCTCGCAGCCGGTCACTGACCCTGTTGGGGACATTGTTTCATTTATGCACTCTTTGAAGAGAA
 ATATGGGAGGGCACACCCTGTCTTCTACCAGGGAACGTACAGCCAGGCACTTAGTGACGCCAAGCGGGAA
 CTTGATTTCTTTTGGTTTATCTTCATGGGGATGACCACCAGGACTCTGATGAGTTCTGCCGAATGCTC
 TCTGCGCACCTGAGGTCATCTCGCTGATAAACAGCCGGATGCTTTTTTGGGCTTGTCTACAAACAACC
 GGAGGGGTACAGGCTCTCCAGGCTTTACGAGAGAACACCTATCCATTCTGGCTATGATTATGTTGAAG
 GACCGGCAATGACTGTGGTAGGAAGGCTGAAGGCCTCATTCAACCTGATGACCTCATCAACAGTTGA
 CGTTTATTATGGATGCAAACAGACTTACCTGGTGTGAGAACGCCTAGAAAGGGAAGAAAGGAACCAAAAC
 CCAGGTGCTGAGACAACAGCAGGATGAAGCCTACCTGGCTTCTCTCAGGGCAGACCAGGAGAAAGAGAGG
 AAGAAAAGGGAGGAGAGAGCGGAAGCGCCGGAAGGAGGAGGAGGTGCAGCAGCAGAAGCTGGCGGAGG
 AGCGAAGCGGCAGAACTTACAGGAGGAGAAGGAGAGGAAGCTGGAGTGCCTGCCCTGAGCCCTCCCC
 AGATGACCCTGACAGTGTCAAGATCATTTTCAAGTTACCAATGATTCCAGAGTAGAGCGACGATTCCAT
 TTTTCACAGTCTCAACAGTCAACAGTCTTATTCTCCTTGAAGGAAAGCCCTGAAAAGTTTCAGA
 TTGAAGCCAATTTTCCAAGACGGTACTTCCCTGTGTCCCTCAGAGGAATGGCCCAACCCCCACCCT
 GCAGGAGCGGGACTAAGCCACACAGAAGTTCTCTTTGTTTCAGGACCTGACAGACGAA

ACGCGTACGCGGCCGCTCGAGCAGAAACTCATCTCAGAAGAGGATCTGGCAGCAATGATATCCTGGATT
 ACAAGGATGACGACGATAAGGTTTAA



[View online »](#)

Protein Sequence: >RR203562 representing NM_001017445
Red=Cloning site Green=Tags(s)

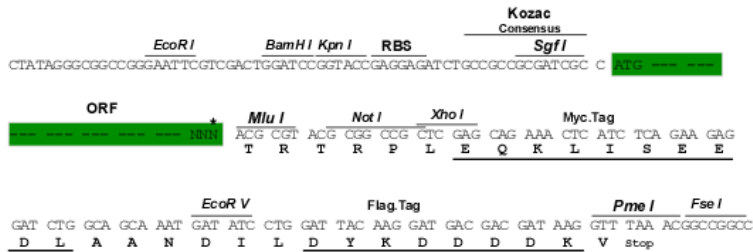
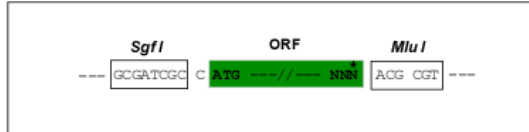
MLPFRFTYYTILDIFRFALRFIRPDRSRVTDVPGDIVSFMHSFEEKYGRAHPVFYQGTYSQALSDAKRE
 LRFLLVYLHGDDHQDSEDFCRNALCAPEVISLINSRMLFWACSTNKPEGYRVSQALRENTYPFLAMIMLK
 DRRMTVVGRLEGLIQPDDLINQLTFIMDANQTYLVSERLEREERNQTQVLRQQQDEAYLASLRADQEKER
 KKREERERKRKKEEEVQQQLAEERRRQNLQEEKERKLECLPPEPSPDDPDSVKIIFKLPNDSRVERRFH
 FSQSLTVIHDFLFLSKESPEKFQIEANFPRRVLPCVPSEEWPNPPTLQEAGLSHTEVLVQDLTDE

TRTRPLEQKLISEEDLAANDILDYKDDDDKV

Restriction Sites: SgfI-MluI

Cloning Scheme:

Cloning sites used for ORF Shuttling:



* The last codon before the Stop codon of the ORF

ACCN: NM_001017445

ORF Size: 1038 bp

OTI Disclaimer: The molecular sequence of this clone aligns with the gene accession number as a point of reference only. However, individual transcript sequences of the same gene can differ through naturally occurring variations (e.g. polymorphisms), each with its own valid existence. This clone is substantially in agreement with the reference, but a complete review of all prevailing variants is recommended prior to use. [More info](#)

OTI Annotation: This clone was engineered to express the complete ORF with an expression tag. Expression varies depending on the nature of the gene.

Components: The ORF clone is ion-exchange column purified and shipped in a 2D barcoded Matrix tube containing 10ug of transfection-ready, dried plasmid DNA (reconstitute with 100 ul of water).

Reconstitution Method:

1. Centrifuge at 5,000xg for 5min.
2. Carefully open the tube and add 100ul of sterile water to dissolve the DNA.
3. Close the tube and incubate for 10 minutes at room temperature.
4. Briefly vortex the tube and then do a quick spin (less than 5000xg) to concentrate the liquid at the bottom.
5. Store the suspended plasmid at -20°C. The DNA is stable for at least one year from date of shipping when stored at -20°C.

RefSeq: [NM_001017445.1](#), [NP_001017445.1](#)

RefSeq Size: 1994 bp

RefSeq ORF: 1041 bp

Locus ID: 291000

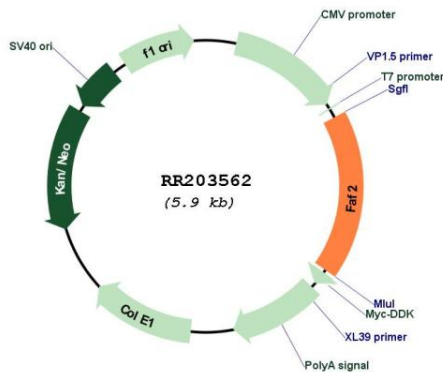
UniProt ID: [Q5BK32](#)

Cytogenetics: 17p14

MW: 41.1 kDa

Gene Summary: Plays an important role in endoplasmic reticulum-associated degradation (ERAD) that mediates ubiquitin-dependent degradation of misfolded endoplasmic reticulum proteins. By controlling the steady-state expression of the IGF1R receptor, indirectly regulates the insulin-like growth factor receptor signaling pathway. Involved in inhibition of lipid droplet degradation by binding to phospholipase PNPL2 and inhibiting its activity by promoting dissociation of PNPL2 from its endogenous activator, ABHD5 which inhibits the rate of triacylglycerol hydrolysis.[UniProtKB/Swiss-Prot Function]

Product images:



Circular map for RR203562