

Product datasheet for **RR202166**

Cavin1 (NM_001105841) Rat Tagged ORF Clone

Product data:

Product Type:	Expression Plasmids
Product Name:	Cavin1 (NM_001105841) Rat Tagged ORF Clone
Tag:	Myc-DDK
Symbol:	Cavin1
Mammalian Cell Selection:	Neomycin
Vector:	pCMV6-Entry (PS100001)
E. coli Selection:	Kanamycin (25 ug/mL)
ORF Nucleotide Sequence:	>RR202166 representing NM_001105841 Red=Cloning site Blue=ORF Green=Tags(s)

TTTTGTAATACGACTCACTATAGGGCGGCCGGAATTCGTCGACTGGATCCGGTACCGAGGAGATCTGCC
GCC**CGATCGCC**

ATGGAGGATGTCACGCTCCATATCGTCGAGCGGCCGATTCCGGATATCCCGATGCTTCCTCCGAGGGCC
CGGAGCCACCCAGGGGAGGCACGGGCCACCGAGGAGCCGTCGGGGACCGGTTCCGACGAGCTGATCAA
GTCCGACCAGGTAACCGGTGACTGGTGTGAGCCTTCTGGATAAAATCATCGGCGCCGTTGACCAGATC
CAGCTGACCCAAGCCAGCTGGAAGAGCGACAGGCAGAGATGGAGGGCGTGTGCAGAGCATCCAGGGAG
AGCTGAGCAAGCTGGGCAAGGCCACGCCACCACGCAACACCGTGAGCAAGTTGCTGGAGAAGGTGCG
CAAGGTCAGCGTCAACGTGAAGACGGTGCAGGGCAGCCTGGAGGCCAGGCTGGCCAGATAAAGAACTG
GAGGTCAACGAGGCGGAGCTGCTGCGGCCCGCAACTTCAAAGTCATGATCTACCAGGATGAAGTCAAGC
TGCCGGCCAAACTGAGCGTCAGCAAGTCTCTGAAAGAGTCGGAGGCGCTGCCAGAGAAGGAGGGCGATGA
GCTGGGCGAGGGCGAGCGGCCGGAGGAGGACGCTGCGGCGATCGAGCTGTCGTCTGACGAGGCGGTGGAG
GTGGAGGAGGTGATCGAGGAGTCCCGCGCCGAGCGCATCAAGCGCAGCGGCTGCGGCGGTTGGACGACT
TCAAGAAGGCCTTCTCCAAGGAGAAGATGGAGAAGACCAAGGTGCGCACGCGGAGAACCTGGAGAAGAC
GCGCCTGAAGACTAAGGAGAACCTGGAGAAGACGCGGCACACGCTGGAGAAGCGCATGAACAAGCTGGGC
ACGCGCCTGGTGCCCGTGGAGCGACGCGAGAAGCTGAAGACGTCGCGGACAAGCTGCGCAAGTCTTCA
CGCCCAGCACGTTGTTACGCGCGCTCCAAGACCGCGTCTACAAGGTGCCGCCCTTTACCTTCCATGT
CAAGAAGATCCGCGAGGGCGAGGTGGAGGTGCTGAAGGCCACCGAGATGGTGGAGGTGGTCTGATGAC
GACGAGTTGGCGGGAGCGCGGCGAGGCCACTGACCTGCTGCGGGGAGCAGCCCCGACGTGCACACGC
TGCTGGAGATCACCGAGGAATCGGACGCGCTGCTGGTGGACAAGAGCGACAGCGACTGCTGGAGATCACC
GAGGAATCGGACGCCGCTCTGGTGGACAAGAGCGACAGCGAC

ACGCGTACGCGGGCGCTCGAGCAGAACTCATCTCAGAAGAGGATCTGGCAGCAATGATATCCTGGATT
ACAAGGATGACGACGATAAAGGTTTAA



[View online »](#)

Protein Sequence: >RR202166 representing NM_001105841
Red=Cloning site Green=Tags(s)

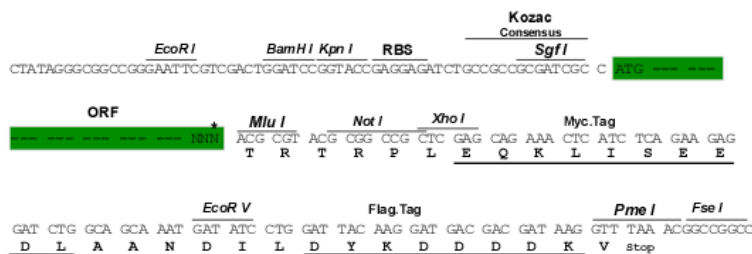
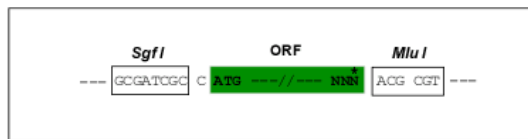
MEDVTLHIVERPYSGYPDASSEGPEPTPGEARATEEESPGTGSDEL IKSDQVNGVLVLSLLDKIIGAVDQI
 QL TQAQLEERQAEMEGAVQSIQGELSKLGKAHATTSNVSKLLEKVRKVSNNVKTVRGSLERQAGQIKKL
 EVNEAELLRRRNFKVMIYQDEVKLPKLSVSKSLKESEALPEKEGDELGEGERPEEDAAAIELSSDEAVE
 VEEVIEESRAERIKRSGLRVDDFKKAFSKEKMEKTKVVRTRENLEKTRLKTKENLEKTRHTLEKRMNKLK
 TRLVPPERREKLTSRDKLRKSF TPDHVYARSKTAVYKVPPTFHVKKIREGEVEVLKATEMVEVGPDD
 DEVGAERGEATDLLRGSSPDVHTLLEITEESDAVLVDKSDSDCWRSRNRTPSWWTRATA

TRTRPLEQKLISEEDLAANDILDYKDDDDKV

Restriction Sites: SgfI-MluI

Cloning Scheme:

Cloning sites used for ORF Shuttling:



* The last codon before the Stop codon of the ORF

ACCN: NM_001105841

ORF Size: 1176 bp

OTI Disclaimer: The molecular sequence of this clone aligns with the gene accession number as a point of reference only. However, individual transcript sequences of the same gene can differ through naturally occurring variations (e.g. polymorphisms), each with its own valid existence. This clone is substantially in agreement with the reference, but a complete review of all prevailing variants is recommended prior to use. [More info](#)

OTI Annotation: This clone was engineered to express the complete ORF with an expression tag. Expression varies depending on the nature of the gene.

Components: The ORF clone is ion-exchange column purified and shipped in a 2D barcoded Matrix tube containing 10ug of transfection-ready, dried plasmid DNA (reconstitute with 100 ul of water).

- Reconstitution Method:**
1. Centrifuge at 5,000xg for 5min.
 2. Carefully open the tube and add 100ul of sterile water to dissolve the DNA.
 3. Close the tube and incubate for 10 minutes at room temperature.
 4. Briefly vortex the tube and then do a quick spin (less than 5000xg) to concentrate the liquid at the bottom.
 5. Store the suspended plasmid at -20°C. The DNA is stable for at least one year from date of shipping when stored at -20°C.

RefSeq Size: 1393 bp

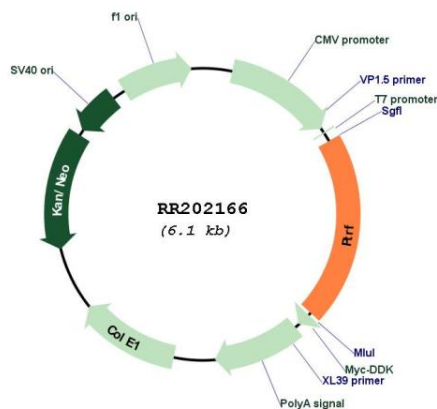
RefSeq ORF: 1179 bp

Locus ID: 287710

Cytogenetics: 10q31

MW: 43.9 kDa

Product images:



Circular map for RR202166