

## Product datasheet for **RR200725**

### Creg1 (NM\_001105966) Rat Tagged ORF Clone

#### Product data:

Product Type: Expression Plasmids  
Product Name: Creg1 (NM\_001105966) Rat Tagged ORF Clone  
Tag: Myc-DDK  
Symbol: Creg1  
Synonyms: Creg  
Vector: pCMV6-Entry (PS100001)  
E. coli Selection: Kanamycin (25 ug/mL)  
Cell Selection: Neomycin  
ORF Nucleotide Sequence: >RR200725 representing NM\_001105966  
Red=Cloning site Blue=ORF Green=Tags(s)

TTTTGTAATACGACTCACTATAGGGCGCCGGAATTCGTCGACTGGATCCGGTACCGAGGAGATCTGCC  
GCC**GCGATCGCC**

ATGGCTGCCCGCGCTCCTGAGCTCGCGGCTCCCTGCTTGTGCCCTTCTGGCTCCCGCGCTAGTGGCAC  
TACTGGTGTGCCCGCCTGGGGACGCGGAGGCCGGGACCACGGGGACTGGGACGTGGACAGGCGACTGCC  
TCCACTGCCACCCCGCGATGACGGGCCGCGCTGGCCCGCTTCGTGACTCACGTCTCGGACTGGGGCTCG  
CTGGCCACTATCTCCACGAGAGAGGAGGTGCGCGGACAGGCCCTTCGCGGACATCATCTCAATTAGTGACG  
GTCTCCGGGAGAAGGCTCAGGCAGCCCTACATGTACCTGAGTCCGCTGCAACAAGCAGTGAGCGACCT  
GCAGGGAAATCCAGAGGCTACGCTGACTATGTCTTTAGCACAGACTGCCTACTGTAGGAACCATGGATTT  
GATCCCCAGAGTCCCCTCTGTGTTTCATATAATGATGTCCGGGACTGTGATCAAAGTAAATGAGACAGAAG  
AGGGCTACGCACGGGACTCGCTATTCATCAGACACCCTGAGATGAAACACTGGCCTCCTAGCCATAAGTG  
GTTCTTTGCTAAGTAAAAATAAGCAATATCTGGGTTTTGGACTACTTTGGTGGACCGAAAGTAGTGACA  
CCTGAAGAATATTTAACGTCACACTGCAG

**ACGCGT**ACGCGGCCGCTCGAGCAGAACTCATCTCAGAAGAGGATCTGGCAGCAAATGATATCCTGGATT  
ACAAGGATGACGACGATAAGGTTTAA



[View online »](#)

**Protein Sequence:** >RR200725 representing NM\_001105966  
Red=Cloning site Green=Tags(s)

MAARAPELARSLLAALLAPALVALLVSPAWGRGGRDHGDWDVDRRLPPLPPRDDGPRVARFVTHVSDWGS  
 LATISTREEVGRPFADIISISDGPPGEGSGEPYMYLSPLQQAVSDLQGNPEATLTMSLAQTAYCRNHGF  
 DPQSPLCVHIMMSGTVIKVNETEEGYARDSLFIRHPEMKHWPSPHKWFFAKLKISNIWVLDYFGGPKVVT  
 PEEYFNVTLQ

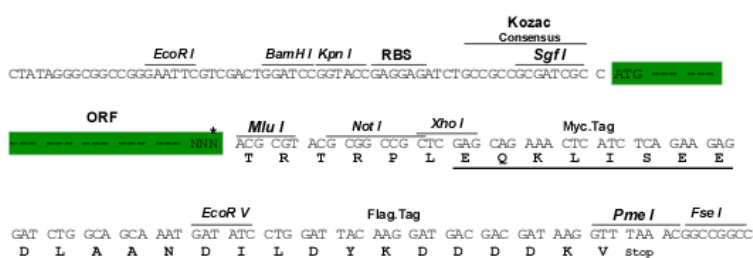
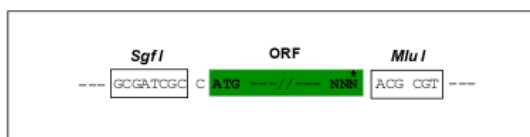
TRTRPLEQKLISEEDLAANDILDYKDDDDKV

**Restriction Sites:**

Sgfl-MluI

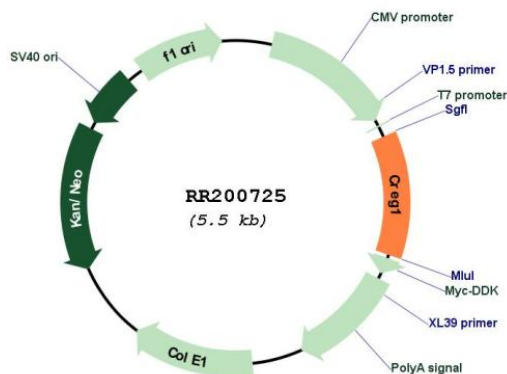
**Cloning Scheme:**

Cloning sites used for ORF Shuttling:



\* The last codon before the Stop codon of the ORF

**Plasmid Map:**



**ACCN:** NM\_001105966

**ORF Size:** 660 bp

<b>OTI Disclaimer:</b>	The molecular sequence of this clone aligns with the gene accession number as a point of reference only. However, individual transcript sequences of the same gene can differ through naturally occurring variations (e.g. polymorphisms), each with its own valid existence. This clone is substantially in agreement with the reference, but a complete review of all prevailing variants is recommended prior to use. <a href="#">More info</a>
<b>OTI Annotation:</b>	This clone was engineered to express the complete ORF with an expression tag. Expression varies depending on the nature of the gene.
<b>Components:</b>	The ORF clone is ion-exchange column purified and shipped in a 2D barcoded Matrix tube containing 10ug of transfection-ready, dried plasmid DNA (reconstitute with 100 ul of water).
<b>Reconstitution Method:</b>	<ol style="list-style-type: none"><li>1. Centrifuge at 5,000xg for 5min.</li><li>2. Carefully open the tube and add 100ul of sterile water to dissolve the DNA.</li><li>3. Close the tube and incubate for 10 minutes at room temperature.</li><li>4. Briefly vortex the tube and then do a quick spin (less than 5000xg) to concentrate the liquid at the bottom.</li><li>5. Store the suspended plasmid at -20°C. The DNA is stable for at least one year from date of shipping when stored at -20°C.</li></ol>
<b>RefSeq:</b>	<a href="#">NM_001105966.1</a> , <a href="#">NP_001099436.1</a>
<b>RefSeq Size:</b>	2091 bp
<b>RefSeq ORF:</b>	663 bp
<b>Locus ID:</b>	289185
<b>Cytogenetics:</b>	13q23
<b>MW:</b>	24.4 kDa