

## Product datasheet for **RR200659**

### Gsta5 (NM\_001010921) Rat Tagged ORF Clone

#### Product data:

**Product Type:** Expression Plasmids  
**Product Name:** Gsta5 (NM\_001010921) Rat Tagged ORF Clone  
**Tag:** Myc-DDK  
**Symbol:** Gsta5  
**Synonyms:** Gsta2  
**Vector:** pCMV6-Entry (PS100001)  
**E. coli Selection:** Kanamycin (25 ug/mL)  
**Cell Selection:** Neomycin  
**ORF Nucleotide Sequence:** >RR200659 representing NM\_001010921  
Red=Cloning site Blue=ORF Green=Tags(s)

TTTTGTAATACGACTCACTATAGGGCGGCCGGAATTCGTCGACTGGATCCGGTACCGAGGAGATCTGCC  
GCC**CGATCGCC**

ATGTCTGGGAAGCCAGTGTCTCACTACTTCAATGCCCGGGCAGAATGGAGTGCATCCGGTGGCTCCTGG  
CTGCAGCAGGAGTGGAGTTTGAAGAGAAGCTTATACAGAGTCCAGAAGACTTGGAAAAGCTAAAGAAAGA  
CGGAATTTGATGTTTGACCAAGTGCCCATGGTGGAGATTGACGGGATGAAGCTGGCACAGACCAGAGCC  
ATTCTCAACTACATCGCCACCAAATATGACCTCTATGGGAAGGACATGAAGGAGAGGCCCTGATTGACA  
TGTATTCAGAGGGTATTTTAGATCTGACTGAAATGATTATCCAATTGGTAATATGTCCCCAGACCAAAG  
AGAAGCCAAGACCGCCTTGGCAAAGACAGGACCAAAAACCGGTACTTGCCTTTCCTTTGAAAAGGTGTTG  
AAGAGCCATGGCCAAGACTACCTTGTAGGCAACAGGCTGACCCGGGTAGACATCCACCTGCTGGAATTC  
TCCTCTATGTTGAAGAGTTTGTGCCAGCCTTCTGACCCCTTTCCTCTGCTGAAGGCCTCAAGAGCAG  
AATCAGCAGCCTCCCAATGTGAAGAAGTCTGCAGCCTGGCAGTCAGAGAAAGCCAGCCATGGATGCA  
AAACAAATCGAAGAAGCAAGGAAGTTTTCAAGTTT

**ACGCGT**ACGCGGCCGCTCGAGCAGAAACTCATCTCAGAAGAGGATCTGGCAGCAAATGATATCCTGGATT  
ACAAGGATGACGACGATAAGGTTTAA



[View online »](#)

**Protein Sequence:** >RR200659 representing NM\_001010921  
 Red=Cloning site Green=Tags(s)

```

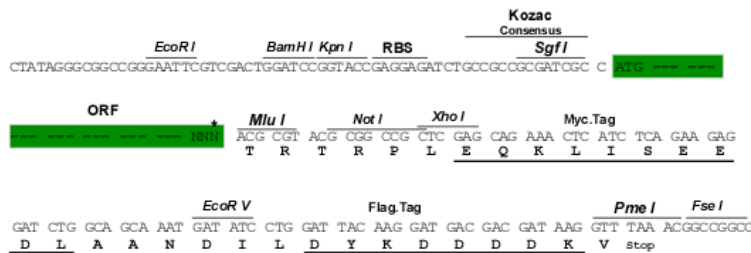
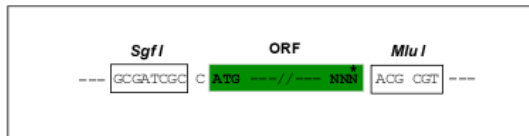
  MSGKPVLHYFNARGRMCEIRWLLAAAGVEFEEKLIQSPEDLEKLKKGDNLMFDQVPMVEIDGMKLAQTRA
  ILNYIATKYDLYGKDMKERALIDMYSEGILDLTEMIQLVICPPDQREAKTALAKDRTKNRYLPAFEKVL
  KSHGQDYLVGNRLTRVDIHLLELLLYVEEFDSLTPFPPLLKAFKSRISLSPNVKFLQPGSQRPAMDA
  KQIEEARKVFKF
  
```

TRTRPLEQKLISEEDLAANDILDYKDDDDKV

**Restriction Sites:**  
**Cloning Scheme:**

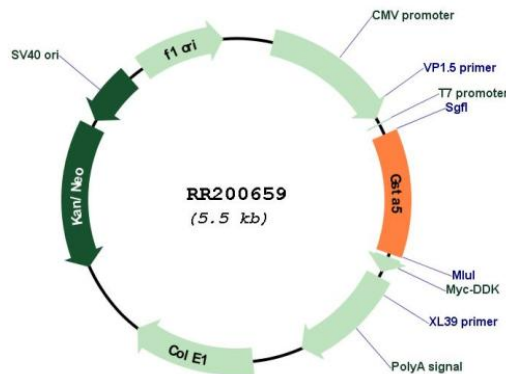
Sgfi-MluI

Cloning sites used for ORF Shuttling:



\* The last codon before the Stop codon of the ORF

**Plasmid Map:**



**ACCN:** NM\_001010921

**ORF Size:** 666 bp

<b>OTI Disclaimer:</b>	The molecular sequence of this clone aligns with the gene accession number as a point of reference only. However, individual transcript sequences of the same gene can differ through naturally occurring variations (e.g. polymorphisms), each with its own valid existence. This clone is substantially in agreement with the reference, but a complete review of all prevailing variants is recommended prior to use. <a href="#">More info</a>
<b>OTI Annotation:</b>	This clone was engineered to express the complete ORF with an expression tag. Expression varies depending on the nature of the gene.
<b>Components:</b>	The ORF clone is ion-exchange column purified and shipped in a 2D barcoded Matrix tube containing 10ug of transfection-ready, dried plasmid DNA (reconstitute with 100 ul of water).
<b>Reconstitution Method:</b>	<ol style="list-style-type: none"><li>1. Centrifuge at 5,000xg for 5min.</li><li>2. Carefully open the tube and add 100ul of sterile water to dissolve the DNA.</li><li>3. Close the tube and incubate for 10 minutes at room temperature.</li><li>4. Briefly vortex the tube and then do a quick spin (less than 5000xg) to concentrate the liquid at the bottom.</li><li>5. Store the suspended plasmid at -20°C. The DNA is stable for at least one year from date of shipping when stored at -20°C.</li></ol>
<b>RefSeq:</b>	<a href="#">NM_001010921.1</a> , <a href="#">NP_001010921.1</a>
<b>RefSeq Size:</b>	806 bp
<b>RefSeq ORF:</b>	669 bp
<b>Locus ID:</b>	494499
<b>UniProt ID:</b>	<a href="#">P04903</a>
<b>Cytogenetics:</b>	8q31
<b>MW:</b>	25.6 kDa
<b>Gene Summary:</b>	Conjugation of reduced glutathione to a wide number of exogenous and endogenous hydrophobic electrophiles.[UniProtKB/Swiss-Prot Function]