

Product datasheet for **RG240267**

MUC3 (MUC3A) (NM_005960) Human Tagged ORF Clone

Product data:

Product Type:	Expression Plasmids
Product Name:	MUC3 (MUC3A) (NM_005960) Human Tagged ORF Clone
Tag:	TurboGFP
Symbol:	MUC3
Synonyms:	MUC-3A; MUC3
Mammalian Cell Selection:	Neomycin
Vector:	pCMV6-AC-GFP (PS100010)
E. coli Selection:	Ampicillin (100 ug/mL)
ORF Nucleotide Sequence:	>RG240267 representing NM_005960. Blue=ORF Red=Cloning site Green=Tag(s)

```
GCTCGTTTGTAGTGAACCGTCAGAATTTTGTAAACGACTCACTATAGGGCGGCCGGGAATTCGTCGACTG
GATCCGGTACCGAGGAGATCTGCCGCCGCGATCGCC
ATGCGACTGTTGGGGCTCCTCGGCCTCCTCTGGATGCTCAAGGCCTCCCCGTGGGCCACAGGAACTTTA
TCCACGGCCACATCCATCTCTCAAGTGCCTTTCCCCAGAGCAGAAGCAGCCAGCGCTGTGCTCAGCAAT
TCTCCACTCCAGAGACCTGGCTGGGTGGCCACTTGGTGTCCCCAGCTCGCTCTCTGCTCTGGC
CACAGGAAAAATGCACCTATGACTACTACCTCCCCCATGACACTCATCTCTGAAACATTGCTC
AACTCTCCAGTCAGTTCCAACACCTCAACCACCCGACGTCCAAGTTGCCTTCAAGTTGAAACCACT
CCACCCACCGTGTGGTCTATTCAGCCACCACTGAGTGCCTGTATCCAACGAGCTTTATAATCACCATC
TCCACCCACCTCCATCTGTGTGACCAGCAGCGAGGTGGCTTACCAGCTTTACACCTCGACTCCC
GTGACACAGAAGCCAGTGACCACCGTCACCAGTACTTACTCTATGACCACTACTGAGAAAGGAACGTCA
GCCATGACATCTTCTCCCTCTACCACCACTGCAAGGGAACTCCCATAGTGACAGTGACACCCTCTCT
GTGTCAGCCACAGACACAACCTTCCACTACAATCTCGTCTACAACAGAACAGAAAGGACTCCC
CTGCCACTGGAAGCATCCATACAACCACTGCCAACCCAGTATTTACTACTCTCAAACAGCAGTG
ACTTCCACTTCCCCATCACTTCTTCAATCACTTCCACAATACAGTGACTTCTATGACAACGACCGCC
TCCCAGCCACAGCCACTAATACATTGTATCACCACCTAGGACCATTTTATCTTCCACACTGTCTGTG
AGCACAGAAACAATCACCAGTGGTATCACAACACCCACCCCTATCCACCTTGGTGACCCACTCCCC
ACTACCATCAGCAGGTCTACACCTACATCTGAGACCACCTACACTACTTCTCCACAGCACTGTGACA
GACTCCACTACCAAAATCGCCTACTCCACAAGTATGACAGGTACATTGTCCACAGAGACTTCTCTCCCA
CCCACCTTCTCTCTCCCAACACAGAAACAGCCACGACTCCTATGACAAACTTGGTAACCACCACC
ACTGAGATCTCTCCACAGTACTCCCAGCTTCTTTCATCAACCATCTACTCCACAGTCAGCACATCC
ACAACGCACTCTCTCACTTCCCCCTACCTCAGGTAATGTTGACTTCCACAACCATGACCCCATCT
TCTCTGAGTACAGACATCCCTTTCACAACCAACAACATCACCACCATTTCTGTGGGCTTACCGGT
TTCTGACTACAGCAACAGACCTCACATCAACATTCACGGTTTCCAGTTCCTCAGCAATGTCACGAGT
GTCATTCCATCTCCCCAGCATTGAGAATACAGAAACCTCATCCCTTGTGAGCATGACCTCTGCCACT
```



[View online >](#)

ACTCCCAATGTGAGACCAACTTTTGTAAAGTACACTCAGCACTCCTACAAGTTCCTCCTGACGACCTTC
 CCAGCAACATATTCATTTTCATCTTCCATGTCTGCCAGCAGTGTGGGACCACTCACACAGAGATATC
 TCCTCACCTCCAGCCAGCACCAGTACACTCCACACAACAGCTGAATCCACCCTGGCACCCACTACCACC
 ACCTCATTCACTTCCACAATATGGAACCCTTCAACCCTGCAGCAACTACAGGAACAGGTGAG
 ACCACCTTACCAGCTCTACAGCCATTTCTGAGACCACCACCCGACTCCTACAACCTGACATGTCC
 ACAGAACTCTCACAACAGCCATGACTTCTCTCCATCACTTTCATCAGTCACTTCCACAATAACAGTG
 ACTTCTATGACAACACTACGACCTCTCTCCACAACCACCAATTTTACATCACTGACCAGTATGCCT
 CTGTCTTCTACACTGTCCCAAGCACAGAAGTAGTCACCAGTGGCACCATAAACACAATCCCTCCATCT
 ATCTTGGTGACCACACTCCCACTCCAAATGCTTCATCTATGACTACATCTGAGACCACCTATCCTAAT
 TCTCCGACTGGTCTGGTACAACTCCACGACGGAAATCACCTATCCCACCCTATGACAGAGACATCA
 TCCACTGCCACCTCTCTCCACCACCTCTCCCTGGTCTCAACTGCAAAAAACAGCCAAAACCTACC
 ACAAACCTGGTAACCACCACCACCAAGACCACCTCACATAGTACCACCAGCTTCACTTCTCAACCGTC
 TACTCCACAGCCAGCACATACACAACCTGCCATCACCTCAGTTCCTACTACGTTGGTACCATGGTAACT
 TCTACATCCATGATCTCATCTACTGTGAGTACAGGTATCCCTACCTCACAAACAACCATCACTCCC
 TCATCCGTGGGCATCAGTGGTTCATTACCTATGATGACAGACCTCACCTCAGTGTACACAGTCTTAAC
 ATGTCTGCAAGGCCAACAACTGTATTCCCTCATCTCCCACTGTCCAGAATACAGAAATCTCAATCTCT
 GTTAGCATGACGTCTGCTACCCTCCAGTGGAGGACCAACTTTCACAAGTACTGAGAACACTCCAAACA
 AGGTCCCTCCTGACAAGCTTCCAAATGACACATTCATTCTTCTTCTATGTCTGAAAGTAGTGTGGG
 ACCACTCACACAGAGAGTATCTCCTCACCTCGAGGCACCACCAGTACACTCCACACAACAGTTGAATCC
 ACCCCATACCCACTACCACCACCTCATTTACCACATCCACAATGATGGAACCACCTTCACTCCATGTA
 TCAACTACAGGCAGAGGTGAGACCACCTTCCAGCTCTACAGCCACATTCCTGAGACCCTACTG
 ACTCCTACAACCTGACATTTCTACAGTATCTCTCACAACAGCCATGACTTCTCTCCCCCGTCAGTTCT
 TCAATCACTCCCACCAATAACAATGACTTCTATGAGAACTACAACCTATTGGCCACAGCCACTAATACA
 TTATCACCCTCACCAGTAGCATTATCTTCTACACCTGTCCCAAGCACAGAAATGATCACCAGTCAT
 ACCACAACACCACCCCTCTATCCACCTTGGTACTACACTCCTCACTACCATCACCAGATCTACACCT
 ACATCTGAGACCCTACCCTACTTCTCCACCAGCATTGTCTCAGACTCCACGACTGAAATCACCTAT
 TCCACAAGTATAACAGGTACATTGTCCACTGCCACTACTCTCCACCACCTTCTCTCTCCCAACC
 ACAGAAACAGCCACGATGACTCCTACCACAACCTTGATAACCACCACCCCTAATACCACCTCCCTTAGT
 ACCCCAGCTTCACTTCTTCAACCATCTACTCCACAGTACGACATCCACAACCTGCCATCTCCTCAGCT
 TCCCTACCTCAGGTACCATGGTAACTCCACAACCATGACCCCATCTTCTGTGAGTACAGACCCCT
 TCCACAACACCAACAACATCACCTACCCTTCTGTGGGCTCTACCGGTTTCTGACTACAGCAACAGAC
 CTCACATCAACATTCAGTGTTCAGTTCTCAGCAATGTCCACAAGTGTATTCCATCTTCCCCCAGC
 ATCCAGAATACAGAAACCTCATCCCTGTGAGCATGACCTCTGCCACCCTCCAGTTTGGAGCCAACT
 ATCACAAGTACTGACAGCACTTAACAAGTTCCTCCTGACGACCTTCCCAAGTACATATTCATTTTCA
 TCTTCCATGTCTGCCAGCAGTGCAGGGACCACTCACACAGAGACTATTTCTCACTTCCAGCCAGCACC
 AATAAATCCACACAACAGCTGAATCCGCCCTGGCACCCACTACCACCACCTCATTACCACATCCCCA
 ACGATGGAACCACCTTCAACCACTGTAGCGACTACAGGCACAGGTGAGACCACCTCCCCAGCTTACA
 GCCACATTCCTTGGAGACCACCACACTGACTCCTACAACCTGACTTTTCTACAGAATCTCTCACAACAGCC
 ATGACTTCTACTCCCCCATCACTTCTTCAATCACTCCACCAGTACAATGACTTCTATGAGAACTACG
 ACCTCTTGGCCACAGCCACTAATACGTTATCACCCTCACCAGTAGCATTATCTTCTACACCTGTC
 CCAAGCACAGAGGTGACCACCAGTCATACCACAACACCAATCCTGTATCCACGTTGGTACTACACTC
 CCCATTACCATCACCAGGTCTACACTTACATCTGAGACCGCTACCCTAGTTCTCCACAAGCACTGTC
 ACAGAGTCCACAACCTGAAATCACCTATCCCACCCTATGACAGAGACATCATCTACTGCCACCTCTCTT
 CCACCACCTCTTCTTGGTCTCAACCGCAGAAACAGCCAAAACCTACCACAACCTTGGTAAACCACC
 ACCACCAAGACCACCTCACATAGTACCACCAGCTTCACTTCTTCAACCATCTACTCCACAGCCAGCACA
 CCCACCCTGCCATCACCTCAGTTCCTACTACCTTGGGTACCATGGTACTTCTACATCCATGATCCCA
 TCTACTGTGAGTACAGGTATCCCTACCTCACAAACAACCTATTAATCCCTCATCCGTGGGCATCAGT
 GGTTCATTACCTATGATGACAGACCTCACCTCAGTGTACACAGTCTCCAGCATGTCTGCAAGGCCAACA
 AGTGTCTTCTTCTATCTCCCACTGTCCAGAATACAGAAACCTCAATCTTGTAGCATGATGTCTGCT
 ACCACTCCCAGTGGAGGACCAACTTTCACAAGTACTGAGAACACTCCAACAAGGTCCCTCCTGACAAGC
 TTTCCAGTACACATTCATTTCTCTTCCATGTCTGCCAGCAGTGTAGGGACCACTCACACCAGAGT
 ATCTCCTACCCCCAGCCATCACCAGTACACTCCACACAACAGCTGAATCCACCCATCACCTACAAC

ACCATGTCATTCAACAACATTTACAAGATGGAACACCTTCATCCACTGTAGCAACTACAGGCACAGGT
 CAGACTACATTACCAGTTCAACAGCCACATCCCCTAAGACCACCACACTGACTCCTACCTCTGACATT
 TCCACAGGATCTTTAAAACAGCCGTGAGTTCTACTCCCCCATCACTTCTTCAATCACCTCCACATAT
 ACGGTGACTTCGATGACAACACCACCCCTCTAGGGCCACAGCCACTAATACGTTACCATCATTACC
 AGTAGCGTTTCATCTTCTACGCCTGTCCAAGTACAGAAGCGATCACCAGTGGTACCACAAAACACCACC
 CCTCTATCTACATTGGTGACCACATTCTCCAATCCGACACCAGTTCTACACCTACATCTGAGACCACC
 TACCCTACTTCTTACTAGTGTCTCACAGATTCCAGCACCAGAACCACCTATCCACCAATATGACA
 GGTACATTGTCCACTGTGACCTCTCTCGACCCACCTTCTCTCTCTCCTCACCACAGTAACAGCCACA
 GTTCCAACAACAACCTTGGTAACCACGACCACCAAGATCACCTCACACAGTACTCCTAGCTTCACTTCT
 TCAATCGCAACCACCGAGACCCCTCACACAGTACTCCCAGATTCACTTCTTCAATCACCCTACCAGG
 ACCCCCTCACACAGTACTCCCAGATTCACTTCTTCAATCACCAATACCAAGACCACCTCACACAGCTCT
 CCCAGCTTCACTTCTCGATCACCACCACCGAGACCACATCCACAATACTCCCAGCCTCACTTCTTCA
 ATCACCACCACCAAGACCACCTCACACAGTACTCCCAGTACACTTCTTTGATCACCACAACCACCACC
 ACCTCACACAGTACTCCCAGTTCACTTCTCCATCACCACCCTGAGACCACATCCACAATACTCCC
 AGCTTGACTTCTCGATACAACCACCGAGACCACATCCCATAGTACTCCCAGTTCACTTCTTTCGATC
 ACCACCAGACCACATCCACAGTACTCCCAGTTCACTTCAATTGATCACCATCACCAGATCACCTCA
 CACAGTACTCTCAGTACACTACCTCAATCACCACCACCGAGACCCCTCACACAGTACTCTCAGCTTC
 ACTTCTTCAATCACCACCCTGAGACCCTCACACAGTACTCCCAGTTCACTTCTTCAATCACCACC
 TCTGAGATGCCCTCACACAGTACTCCCAGTTCACTTCTTTCGATCACCACCCTGAGAACGCCACACAC
 AGTACTCCCAACTTCACTTCTTCAATCACCACCACCGAGACCACATCCACAGTACTCCCAGTTCACT
 TCTTTGATCACCACCACGGAGACCACCTCACACAGGTGGGGACCACCAGACCACATCTACAGTACT
 CCCAGTTCACTTCTTCAATACCATCACTGAGACCACCTCACACAGTACTCCCAGTACATTACCTCA
 ATCACCACCACCGAGACCCCTCAAGCAGTACTCCCAGTTCAGTTCTTTCGATCACCACCCTGAGACC
 ACATCCACAGTACTCCCGGCTTCACTTCTTCAATCACCACCCTGAGACTACATCCACAGTACTCCC
 AGCTTCACTTCTTTCGATCACCACCCTGAGACCCTCACATGATACTCCCAGTTCACTTCTTCAATC
 ACCACCCTGAGACCCCTCACACAGTACTCCCAGTTCACTTCTTCAATCACCACCACCAAGACCACC
 TCACACAGTACTCCCAGTTCACTTCTTTCGATCACCACCACGGAGACCCTCACACAGTCTCACAGC
 TTCACTTCTTTCGATCACCACCACCGAGACCACCTCACACAATACTCGCAGTTCACTTCTTTCGATCACC
 ACCACCAGACCAACTCTCACAGTACTACCAGTTCACTTCTTTCGATCACCACCACCGAGACCACCTCA
 CACAGTACTCCCAGTTCAGTTCCTTCAATCACCACCCTGAGACCCCTTACACAGTACTCTGGCCTC
 ACTTCGTGGGTACCACCACCAAGACCCTCACACATTACTCCTGGCCTCACTTCTTCAATCACCACC
 ACTGAGACTACCTCACACAGTACTCCTGGCTTCACTTCTTCAATCACCACCCTGAGACCACCTCAGAG
 AGTACTCCAGCCTCAGTTCCTTCAACCATCTACTCCACAGTACAGACATCCACAACCTGCCATCACCTCA
 CATTACTACCTCAGAGACTGCGGTGACTCCCACACCTGTAACCCCATCTTCTCTGAGTACAGACATC
 CCGACCACAAGCCTACGAACTCTCACCCCTTCTGTCTGTGGGCACCAGCACTTCATTGACTACAACCACA
 GACTTTCCCTCTATACCCACTGATACAGTACCTTACCAACTCGAACACACATCATTTCATCTTCTCCC
 TCCATCCAAAGTACAGAAACCTCATCCCTGTGGGCACCACCTCTCCACCATGTCCACTGTGAGAATG
 ACCCTCAGAATTACTGAGAACACCCCAATCAGTTCCTTTAGCACAAAGTATTGTTGTTATACCTGAAACC
 CCAACACAGACCCCTCCTGTACTGACGTACAGCCACTGGGACCCAAACATCTCCTGCACCTACTACTGTC
 ACCTTTGGAAGTACGGATTCTCCACGTCCACTTTCATACTTACTCCATCAACAGCCTTGAGCAGC
 ATCGTGTCAACATCACAGGTTCTATTCTAGCACACATTCTCCACCCTTCAAACAACCTCTTCTACT
 CCCTCATTGCAAACCTCACTCACATCTACAAGTGAAGTCACTACAGAATCTTCACTAGGGGAAGTACG
 TCTACAAATGCAATCTTGACTTCTTTAGTACCATCATCTGGTCTCAACACCCTATTATCATGTCC
 TCTTCTCCATCTTCTGCCAGCATAACTCCAGTGTCTTCCACTACCATTATTCTGTCTCTTCTTACCA
 TACATTTTCAGTACAGAAAATGTGGGCTCCGCTTCTATCACAGGCTTCTAGTCTCTCTCTCTGCA
 ACTACCAGCACTTCTTCAACCAGCTCCTCTCTGACCACAGCTCTCACTGAAATAACCCCTTTTCTTAT
 ATTTCCCTTCCCTCCACCACCCCTGTCCAGGAATAACAATTACCATAGTCCCTGCCTCCCCACT
 GATCCATGTGTTGAAATGGATCCCAGCACTGAAGCTACTTCTCCTCCACCACCCCATTAACAGTCTTT
 CCCTTACTACCGAAATGGTCACTGTCTACCTCCATCAGTATCCAAACTACTTACTACATATATG
 GACACTTCTTCCATGATGCCAGAAAGTGAAGTCCAGCATCTCACCAATGTTCCAGTTCCTGACTGGCACT
 GGGACTGTACCCACAAACACAGTTTTACAAGTACTCGACTGCCACCAGTGAGACCTGGCTGAGCAAC
 AGTTCTGTGATCCCCCTACCTTCTCTGGGCTCTACCATCCCGCTCACCATGAAACCAAGCAGTAGC

CTCCCGACCATCCTGAGGACTTCAAGCAAGTCAACACACCCCTCCCCACCCACCACTAGGACTTCAGAG
 ACACCAGTGGCCACTACCCAGACTCCTACCACCCTTACATCACGCAGGACAACTCGCATCACTTCTCAG
 ATGACCACACAGTCCACGTTGACCACCACTGCAGGCACCTGTGACAATGGTGGCACCTGGGAACAGGGC
 CAGTGTGCTTGCCTCCGGGGTTTTCTGGGGACCCTGTGAGCTCCAGACCAGATGCCAGAATGGGGT
 CAGTGGGATGGCTCAAATGCCAGTGGCCAGCACCTTCTATGGTCCAGTTGTGAGTTTGTGTGGAA
 CAGGTGGATCTAGATGTAGTGGAGACCGAGGTGGGCATGGAAGTGTCTGTGGATCAGCAGTTCTCGCCG
 GACCTCAATGACAACACTTCCAGGCCACAGGATTTCAACAAGACCTTCTGGAATCAGATGCAGAAG
 ATTTTTGCAGACATGCAGGGCTTACCTTCAAGGGTGTGGAGATCCTGTCCCTGAGGAATGCAGCATC
 GTGGTGGACTACCTGGTCTGCTGGAGATGCCCTTACGCCCCAGCTGGAGAGCGAGTATGAGCAGGTG
 AAGACCACGCTGAAGGAGGGCTGCAGAACGCCAGCCAGGATGTGAACAGCTGCCAGGACTCCCAGACC
 CTGTGTTTTAAGCCTGACTCCATCAAGGTGAACAACAACAGCAAGACAGAGCTGACCCCGCAGCCATC
 TGCCGCCGCGCCCTCCACGGGCTATGAAGAGTTCTACTTCCCCTTGGTGGAGGCCACCCGGCTCCGC
 TGTGTACCAAATGCACGTGGGGGTGGACAACGCCATCGACTGTACCAGGGCCAGTGCCTTCTGGAG
 ACGAGCGGTCCCACGTGTCGCTGCTACTCCACCAGACGCACTGGTTCTCTGGCCGCGCTGCGAGGTG
 GCCGTCCACTGGAGGGCGCTGGTGGGGCCCTGACGGCCGCGCCGCGCTGCTGGTGTCTGCTGCTG
 GCCTGGGCGTCCGGGGCGTCCGCTCCGGATGGTGGGGCCGCCAGCGCCAGGCCGTCTGGGACCAG
 GACAGGAATGGTTCGAGACCTGGGATGAGGAAGTCGTGGGCACTTTTTCAAACCTGGGGTTTCGAGGAC
 GACGGAACAGACAAGGATACAAATTTCTATGTGCCTTGAGAACGTGGACACCACTATGAAGGTGCAC
 ATCAAGAGACCCGAGATGACCTCGTCTCAGTG
 ACGCGTACGCGGCCGCTCGAG - GFP Tag - GTTAAAC

Protein Sequence:

>Peptide sequence encoded by RG240267
 Blue=ORF Red=Cloning site Green=Tag(s)

MQLLGLLGLLWMLKASPWATGLSTATSISQVFPRAEASAVLSNSPHSRDLAGWPLGVPQLASAPAG
 HRENAPMLTSSPHDLISETLLNSPVSSNTSTPTSKFAFKVETTPPTVLVYSATTECVYPTSFIIIT
 SHPTSICTVTTQVAFVSSYTSTPVTQKPVTTVTSTYSMTTTEKGTSAMTSSPSTTTARETPIVTVTPSS
 VSATDTTFHTTISSTTRTERTPLPTGSIHTTTSPTPVFTLKTAVTSTSPITSSITSTNTVTSMTTAA
 SQPTATNLSSTPRTLSSPVLSTETITSGITNTPLSTLVTTLPITISRSTSETTYTSTSTPTSTV
 DSTKIAYSTSMGTLSSTSLPPTSSSLPTTETATTPMNTLVTTTTEISSHSTPSSSTIYSTVST
 TTAISSLPPTSGTMVTSTMTMPSLSTDIPTFTPTTITHHSGVSTGFLTTADLSTFTVSSSAMSTS
 VIPSSPSIQNTETSSLVSMSTATTNVRPTFVSTLSTPSSLLTTFPATYSFSSMSASSAGTHTHESI
 SSPPASTSTLHTAESTLAPTTTTFTSTTMEPPSTTAATTGTGQTTFTSSTATFPETTTPTPTDMS
 TESLTTAMTSPITSSVTSTNTVTSMTTSTPPTTNSFTSLTSMPLSSTPVPSTEVVTSINTIPPS
 ILVTTLPNASSMTTSETYPNSPTGPGTNSTEITYPTTMTETSSSTATSLPPTSPLVSTAKTAKTPT
 TNLVTTTKTSHSTTSFTSSTVYSTASTYTTAITSVPTLGTMTVSTSMISSTVSTGIPTSQPTTITP
 SSVGISGLPMMTDLTSVYTVSNMSARPTVIPSSPTVQNTETISISVSMSTATTPSGGPTFTSTENTPT
 RSLTTSFPMTHSFSSMSSESSAGTHTHESISSPRGTTSTLHTTVESTPSTTTTTFTTMMEPSSSTV
 STTGRGQTTFPSSTATFPETTTLTPTTDISTVSLTTAMTSPPPVSSITPTNTMTSMRTTYWPTATNT
 LSPLTSSILSSTPVPSTEMITSHTTNTPLSTLVTTLLTITRSTPTSETTYPTSPSTIVSDSTTEITY
 STSITGLSTATLPTSSSLPTTETATMTPTTLLITTPNTTSLSTPSFTSSTIYSTVSTSTTAISSA
 SPTSGTMVTSTMTMPSLSTDTPTPTTITYPSVSTGFLTTADLSTFTVSSSAMSTVIPSSPS
 IQNTETSSLVSMSTATPSLRPTITSTDSTLSSLLTTFPSTYSFSSMSASSAGTHTHETISSLPAST
 NTIHTTAESALAPTTTTFTTSPTEPPSTVATTGTGQTTFPSSTATFLETTTLTPTDFSTESLTTA
 MTSTPPITSSITPTDMSMRTTTSWPTATNLSPLTSSILSSTPVPSTEVVTSHTTNTNPVSTLVTLL
 PITITRSTLSETAYSSPTSTVTESTEITYPTTMTETSTATSLPPTSLSVSTAEAKTPTNTLVTLL
 TTKTTSHTTSFTSSTIYSTASTPTTAITSVPTLGTMTVSTSMIPSTVSTGIPTSQPTTITPSSVGIS
 GSLPMMTDLTSVYTVSSMSARPTVIPSSPTVQNTETISFVSMMSATTPSGGPTFTSTENTPTRSLLTS
 FPVTHSFSSMSASSVGTHTQSISSPPAITSTLHTAESTPSPTTMSFTTFTKMETPSSTVATTGTG
 QTTFTSSTATSPKTTLLTPTSDISTGSKTAVSSPTTSSITSTYTVSMTTTPLGPTATNLSFT
 SSVSSSTPVPSTEAITSHTTNTPLSTLVTTFNSTSSPTSETTYPTSLTSALTDSTTRTYSTNMT
 GTLSTVSLRPTSSLLTIVTATVPTNLTNTTKITSHSTPSFTSSIAATETPSHSTPRFTSSITTE
 TPSHSTPRFTSSITNTKTSHSSPSFTSSITTTETSHNTPLTSSITTKTSHSTPSYSLITTTT

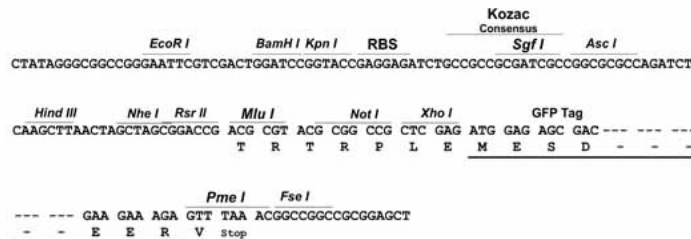
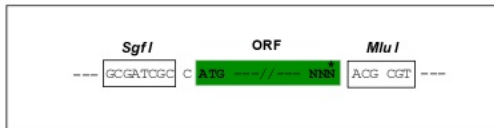
TSHSTPSFTSSITTTETTSHNTPSLTSSITTTETTSHSTPSFTSSITTTETTSHSTPSFTSLITITEITS
HSTLSYTTTITTETPSHSTLSFTSSITTTETTSHSTPSFTSSITTEMPHSTPSFTSSITTTENATH
STPNFTSSITTTETTSHSTPSFTSLITTTETTSHRWGTTETTSYSTPSFTSSNITETTSHSTPSYITS
ITTTETPSSSTPSFSSITTTETTSHSTPGFTSSITTTETTSHSTPSFTSSITTTETTSHDTPSFTSSI
TTSETPSHSTPSSTSLITTTKTTSHSTPSFTSSITTTETTSHSAHSFTSSITTTETTSHNTRSFSSIT
TTETNSHSTTSFTSSITTTETTSHSTPSFSSITTTETPLHSTPGLTSWVTTTKTTSHTPGLTSSIT
TETTSHTPGFTSSITTTETTSESTPSLSSSTIYSTVSTTATISHFTTSETAVTPTPVTPSSLSTDI
PTTSLRLLTPSSVGTSTLTTTTDFPSIPTDISTLPTRTHIISSSPSIQSTETSSLVGTTSPTMSTVRM
TLRITENTPISSFSTSIIVVIPETPTQTPPVLTSAATGTQTSAPATTVTFGSDSSSTLHLTLTPSTALST
IVSTSQVPIPSTHSSTLQTPSTPSLQTSLSLSTSEFTTESFTRGSTSTNAILTSFSTIISWSPTIIMS
SSPSSASITPVFSTTIHVSPPSYIFSTENVGSASITGFPSLSSATTSTSTSSSLTALTEITPFSY
ISLPSTTPCPGTITITIVPASPTDPCVEMDPSTEATSPPTPLTVFPFTTEMVTCPTSSISIQTTLTYYM
DTSSMPESESSISPNASSSTGTGTVPNTVFTSTRLPSETWLSNSSVIPLPLGVSTIPLTMKPSS
LPTILRTSSKSTHSPPTTRTSETPVATTQTPTLTSRRTTRITSQMTTQSTLTTAGTCDNGGTWEQG
QCACLPGFSGDRCQLQTRCQNGGQWDGLKQCPCSTFYGSSCEFAVEQVDLDVVEVEVGMVSVDDQFSP
DLNDNTSQAYRDFNKTFWNQMQLIFADMQGFTEKGVIELSLRNGSIVVDYLVLEMPFSPQLESEYEQV
KTTLKEGLQNASQDVNSCQDSQTLCFKPDSEIKVNNNSKTELTPAAICRRAAPTGYEEFYFPLVEATRLR
CVTKCTSGVDNAIDCHQGCQVLETSQPTCRCYSTDTHWFSGRCEVAVHWRALVGGTLAGAALLVLLLL
ALGVRAVRSGWGGQRRGRSWDQDRKWFETWDEEVVGTFSNWGFEDDGTDKDNFYVALENDVTTMKVH
IKRPEMTSSSV
TRTRPLEMESDESGLPAMEIECRITGTLNGVEFELVGGEGTPEQGRMTNKMSTKGALTFSPYLLSHV
MGYGFYHFGTYPSTYENPFLHAINNGGYNTRIEKYEDGGVLHVSFSYRYEAGRVIGDFKVMGTGFPEP
SVIFTDKIIRSNATVEHLHPMGDNDLDGSFTRTFSLRDGGYSSVVDSSHMHFKSAIHPSTLQNGGPMFA
FRRVEEDHSNTELGIVEYQHAFKTPDADAGEERV

Restriction Sites:

Sgfl-MluI

Cloning Scheme:

Cloning sites used for ORF Shuttling:



ACCN:

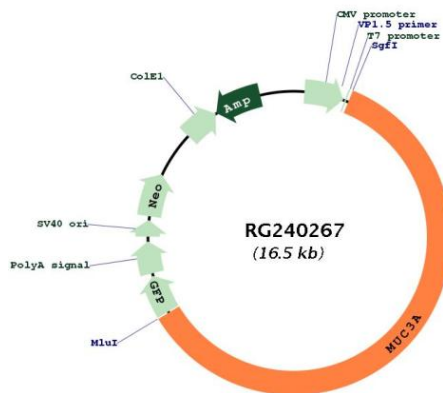
NM_005960

ORF Size:

9969 bp

OTI Disclaimer:	The molecular sequence of this clone aligns with the gene accession number as a point of reference only. However, individual transcript sequences of the same gene can differ through naturally occurring variations (e.g. polymorphisms), each with its own valid existence. This clone is substantially in agreement with the reference, but a complete review of all prevailing variants is recommended prior to use. More info
OTI Annotation:	This clone was engineered to express the complete ORF with an expression tag. Expression varies depending on the nature of the gene.
Components:	The ORF clone is ion-exchange column purified and shipped in a 2D barcoded Matrix tube containing 10ug of transfection-ready, dried plasmid DNA (reconstitute with 100 ul of water).
RefSeq:	NM_005960.2
RefSeq Size:	11361 bp
RefSeq ORF:	9972 bp
Locus ID:	4584
UniProt ID:	Q02505
Cytogenetics:	7q22.1
MW:	345.6 kDa
Gene Summary:	The mucin genes encode epithelial glycoproteins, some of which are secreted and some membrane bound. Each of the genes contains at least one large domain of tandemly repeated sequence that encodes the peptide sequence rich in serine and/or threonine residues, which carries most of the O-linked glycosylation (Gendler and Spicer, 1995 [PubMed 7778880]).[supplied by OMIM, Aug 2008]

Product images:



Circular map for RG240267