

Product datasheet for **RG240141**

DAP Kinase 1 (DAPK1) (NM_001288731) Human Tagged ORF Clone

Product data:

Product Type:	Expression Plasmids
Product Name:	DAP Kinase 1 (DAPK1) (NM_001288731) Human Tagged ORF Clone
Tag:	TurboGFP
Symbol:	DAPK1
Synonyms:	DAPK; ROCO3
Mammalian Cell Selection:	Neomycin
Vector:	pCMV6-AC-GFP (PS100010)
E. coli Selection:	Ampicillin (100 ug/mL)
ORF Nucleotide Sequence:	>RG240141 representing NM_001288731. Blue=ORF Red=Cloning site Green=Tag(s)

```
GCTCGTTTGTAGTAACCGTCAGAATTTTGTAAACGACTCACTATAGGGCGCCGGGAATTCGTCGACTG
GATCCGGTACCGAGGAGATCTGCCGCCGCGATCGCC
ATGACCGTGTTACAGGCAGGAAAACGTGGATGATTACTACGACACCGGCGAGGAACCTGGCAGTGGACAG
TTTGCAGTTGTGAAGAAATGCCGTGAGAAAAGCACCGCCTCCAGTATGCCGCAAATTCATCAAGAAA
AGGAGGACTAAGTCCAGCCGGCGGGGTGTGAGCCGCGAGGACATCGAGCGGGAGGTGAGCATCCTGAAG
GAGATCCAGCACCCCAATGTCATCACCCGACGAGGTCTATGAGAACAAGACGGACGTCATCCTGATC
TTGGAACCTCGTTGCAAGTGGCGAGCTGTTGACTTCTTAGCTGAAAAGGAATCTTAACTGAAGAGGAA
GCAACTGAATTTCTCAAACAAATCTTAAATGGTGTACTACCTGCACTCCCTTCAAATCGCCCACTTT
GATCTTAAAGCCTGAGAACATAATGCTTTGGATAGAAATGTCCCAAACCTCGGATCAAGATCATTGAC
TTTGGGTTGGCCATAAAATTGACTTTGGAAATGAATTTAAAAACATATTTGGGACTCCAGAGTTTGTG
GCTCCTGAGATAGTCAACTATGAACCTCTTGGTCTTGAGGCAGATATGTGGAGTATCGGGGTAATAACC
TATATCCTCCTAAGTGGGGCCTCCCAATTTCTTGGAGACACTAAGCAAGAAACGTTAGCAAAATGTATCC
GCTGTCAACTACGAATTTGAGGATGAATACTTCAAGTAAACCAGTGCCCTAGCCAAAGATTTTATAAGA
AGACTTCTGGTCAAGGATCCAAAGAAGAGAATGACAATTAAGATAGTTTGCAGCATCCCTGGATCAAG
CCTAAAGATACACAACAGGCACCTAGTAGAAAAGCATCAGCAGTAAACATGGAGAAATTAAGAAGTTT
GCAGCCCGGAAAAAATGGAAACAATCCGTTTCGTTGATATCACTGTGCCAAAGATTATCCAGGTCATTC
CTGTCCAGAAGTAACATGAGTGTGCCAGAAGCGATGATACTCTGGATGAGGAAGACTCCTTTGTGATG
AAAGCCATCATCCATGCCATCAACGATGACAATGTCCCAGGCCTGCAGCACCTTCTGGGCTCATTATCC
AACTATGATGTTAAACCAACCAACAAGCAGGGACACCTCCATTACTCATTGCTGCTGGGTGTTGGGAAT
ATTCAAATACTACAGTTGCTCATTAAGAGAGGCTCGAGAATCGATGTCCAGGATAAGGGCGGGTCCAAT
GCCGCTACTGGGCTGCTCGGCATGGCCACGTCGATACCTTGAAATTTCTCAGTGAGAACAATGCCCT
TTGGATGTGAAAGACAAGTCTGGAGAGATGGCCCTCCAGTGGCAGCTCGCTATGGCCATGCTGACGTG
GCTCAGTTACTGTGCAGCTTCGGCTCAAATCCCAATATCCAGGACAAGGAAGAAGAAACCCCTGCAC
TGTGCTGTTGGCACGGCTATTACTCTGTGGCCAAAGCCCTTTGTGAAGCCGGCTGTAACTGAACATC
```



[View online >](#)

AAGAACCAGAGAAGGAGAGACGCCCTCCTGACAGCCTCTGCCAGGGGCTACCACGACATCGTGGAGTGT
CTGGCCGAACATGGAGCCGACCTTAATGCTTGCACAAGGACGGACACATTGCCCTTCATCTGGCTGTA
AGACGGTGTGAGTGGAGGTAATCAAGACTCTCCTCAGCCAAGGGTGTTCGTCGATTATCAAGACAGG
CACGGCAATACTCCCCTCCATGTGGCATGTAAGATGGCAACATGCCTATCGTGGTGGCCCTCTGTGAA
GCAAATGCAATTTGGACATCTCCAACAAGTATGGGCGAACGCCTCTGCACCTTGCAGCAACAACGGAA
ATCCTAGACGTGGTCCGGTATCTCTGTCTGATGGGAGCCAGCGTTGAGGCGGTGACCACGGACGGAAAG
ACGGCAGAAGATCTTGTAGATCGGAACAGCAGCAGTGCAGGTCTCCTTGCAGCAACAAGTTCGAAAG
GATACGCACCCGAGGACTCTTATCCAGCAGCTCCGACCCACACAGAACCCTGCAGCAACAAGTTCGAAAG
AAGCTGTTTGGCCACTCGGGATCCGGGAAAACCCCTTGTAGAATCTCTCAAGTGTGGGCTGTGAGG
AGCTTTTTCAGAAGCGTCGGCCAGACTGTCTTCCACCAACTCCAGCAGGTTCCACCTTCACCCCTG
GCTTCTAAGCCACAGTCTCAGTGCATCAACAACCTGTACCCAGGCTGCGAGAACGTGAGTGTGAGG
AGCCGCAGCATGATGTTGAGCCGGTCTTACCAAGGGATGCTGGAGGTGTTTGTGGCCCGACCCAC
CACCCGACTGCTCGCCGATGACCAGTCCACCAAGGCCATCGACATCCAGAACGCTTATTTGAATGGA
GTTGGCGATTTGAGCGTGTGGGAGTCTCTGGAATCCTGTGATTTCTGCTGTTATGACTATTTTGT
GCAAATGATCCCAGTCAATCCATGTTGTCTTTAGTCTAGAAGAGCCCTATGAGATCCAGCTGAAC
CAAGTGATTTTCTGGCTCAGTTTCTGAAGTCCCTTGTCCAGTTGAAGAACCATAGCCTTCGGTGGC
AAGCTGAAGAACCCTCAAGTTGTCTGGTGGCCACCCACGCTGACATCATGAATGTTCTCGACCG
GCTGGAGCGAGTTTGGATATGACAAAGACACATCGTTGCTGAAAGAGATTAGGAACAGGTTTGGAAAT
GATCTTACATTTCAAATAAGCTGTTTGTCTGGATGCTGGGGCTTCTGGGTCAAAGGACATGAAGTGA
CTTCGAAATCATCTCCAGCTGCCTTCTGGAGGAAGCTCAATGGACCAACCAGCTGATGTCGTCGAG
GAGAAAATCATCTCCAGCTGCCTTCTGGAGGAAGCTCAATGGACCAACCAGCTGATGTCGTCGAG
CAGTTTGTGACGACGTGCAGGACCAGTGAACCCCTGGCCAGCGAGGAGGACCTCAGGCGCATTGCT
CAGCAGCTCCACAGCACAGGCGAGATCAACATCATGCAAAGTGAACAGTTCAGGACGTGCTGCTCTG
GACCCCGCTGGCTCTGCACAAACGTCTGGGGAAGTTGCTGTCCGTGGAGACCCACGGGCGCTGCAC
CACTACCGGGGCGCTACACCGTGGAGGACATCCAGCGCCTGGTCCCGACAGCGACGTGGAGGAGCTG
CTGCAGATCCTCGATGCCATGGACATCTGCGCCCGGGACCTGAGCAGCGGGACCATGGTGGACGTCCCA
GCCCTGATCAAGACAGACAACCTGCACCCTCTGGGCTGATGAGGAGGACGAGGTGATGGTGTATGGT
GGCGTGCATCGTGCCCGTGGAAACCTCACCCCTTCCCATGTGGCATCTTTCACAAGGTCCAGGTG
AACCTGTGCCGTGGATCCACCAGCAAAGCACAGAGGGCGACGCGGACATCCGCCTGTGGTGAATGGC
TGCAAGCTGGCAACCGTGGGCGGAGCTGCTGGTGTGCTGGTCAACCACGGCCAGGGCATTGAGGTC
CAGGTCCGCGCCTGGAGACGGAGAAGTCAAGTGTGCTGCTGCTGGACTCGGTGTGCAGCACCATT
GAGAAGCTCATGGCCACCACGCTGCCAGGGCTCCTGACCGTGAAGCATTACCTGAGCCCCAGCAGCTG
CGGGAGCACCATGAGCCCGTATGATCTACCAGCCACGGGACTTCTTCCGGGCACAGACTCTGAAGGAA
ACCTCACTGACCAACACCATGGGGGGTACAAGGAAAGCTTACGACGATCATGTGCTTCGGGTGTAC
GACGTCTACTCACAGGCCAGCCTCGGCATGGACATCCATGCATCAGACCTGAACCTCCTCACTCGGAGG
AACTGAGTGCCTGTGGACCCGCGGACCCCTGGGGAAGGACTGGTGCCTTCTCGCCATGAACCTTA
GGCCTCCTGACCTCGTGGCAAAGTACAACACCAAGTACCGGGCTCCCAAGGATTTCTCCCCAGCCCC
CTCCACGCCCTGCTGCGGAATGGACCCTACCCTGAGAGCACAGTGGGACCCCTATGTCCAAACTG
AGGGAGCTGGGTGCGCGGATGCCGAGACTTTTGTGTAAGGCATCCTCTGTGTTCAAATCAACCTG
GATGGCAATGGCAGGAGCCTATGCCTCGAGCTGCAACAGCGCACCTTACAATTCATTAGCTCT
GTTGTATCCCGG

ACGCGTACGCGGCGCTCGAG - GFP Tag - GTTTAAAC

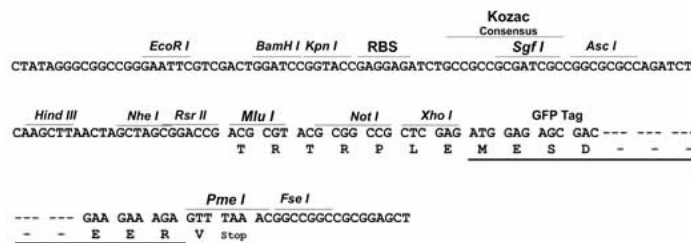
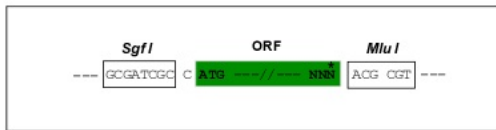
Protein Sequence: >Peptide sequence encoded by RG240141
 Blue=ORF Red=Cloning site Green=Tag(s)

MTVFRQENVDDYDTGEELGSGQFAVVKKCREKSTGLQYAAKFIKKRRTKSSRRGVSREDIEREVSILK
 EIQHPNVITLHEVYENKTDVILILELVAGGELDFLAEKESL TEEATEFLKQILNGVYYLHSLQIAHF
 DLKPENIMLLDRNVPKPRIKIIDFGLAHKIDFGNEFKNIFGTPEFVAPEIVNYEPLGLEADMWSIGVIT
 YILLSGASPF LGDTKQETLANVSAVNYEFEDYF SNTSALAKDF IRRLL VKDPKKRMTIQDSLQHPWIK
 PKDTQQALSRKASAVNMEKFKFAARKKWKQSVRLISL CQRLSR SFLSRSNMSVARSDDTLDEEDSFVM
 KATIIHAINDDNVPLQHLLGSLSNYDVNQPNKHGTPPLLIAAGCGNIQILQLLIKRGSRIDVQDKGGSN
 AVYWAARHGHVDTLKFLENKCP LDVKDKSGEMALHVAARYGHADVAQLLCSFGSNPNIQDKEEETPLH
 CAAWHGYYSVAKALCEAGCNVNIKNREGETPLL TASARGYHDIVECLAEHGADLNACDKDGHIALHLAV
 RRCQMEVIKTL L SQGCFVDYQDRHGNTPLHVACKDGNM PIVVALCEANCNDISNKYGRTPHLAANNG
 ILDVVRYLCLMGASVEALTTDGKTAEDLARSEQHEHVAGLLARLRK DTHRGLFIQQLRPTQNLQPRIKL
 KLFHGSGSGKTTLVESLKCGLLR SFFRRRRPRLSSTNSSRFPPSPLASKPTVSVSINNL YPGCENVSVR
 SRSMMFEPGLTKGMLV FVAPTHHPHCSADDQSTKAIDIQNAYLNGV GDFSVW EFGSGNPVYFC CYDYFA
 ANDPTS IHVVVFSLEEPIQLNQVIFWLSFLKSLVPVEEPIAFGGK LKNPLQVVLVATHADIMNVPRP
 AGGFEFYDKDTSLLKEIRNRF GNDLHISNKL FVL DAGASGSKDMKVL RNHLQEIRSQIVSVCPPMTHLC
 EKIIISTLPSWRKLNPNQLMSLQQFVYDVQDQLNPLASEEDLRRIAQQLHSTGEINIMQSETVQDVLLL
 DPRWLCTNVLGKLLSVETPRALHHRGRYTVEDIQRLVPDSDVEELLQILDAMDICARDLSSGTMVDVP
 ALIKTDNLHRSWADEEDEV MYGGVRI VPVEHL TPFPCGIFHKVQVNL CRWIHQQSTEGDADIRLWVNG
 CKLANRGAELLVLLVNHGQIEVQVRGLETEKIKCCLLLD SVCSTIENVMATTL PGLLTVKH YLSPQQ
 REHHEPVM IYQPRDF FRAQTLKETSL TNTMGYKESFSSIMCFGCHDVYSQASLGM DIHASDLNLLTRR
 KLSRLDPPDPLGKDWCLLAMNLGLPDL VAKYNTSNGAPKDFLPSPLHALLREWTTYPESTVGTLM SKL
 RELGRRDAADFL LKASSVFKINLDGNGQEAYASSCNSGTSYNSISSVVS R
 TRTRPLEMESDESGLPAMEIECRITGTLNGVEFELVGGGEGTPEQGRMTNKMKSTKGALTFSPYLLSHV
 MGYGFYHFGTYP SGYENPFLHAINNGGYNTRIEKYEDGGVLHVSFSYRYEAGRVIGDFKVMGTGFPE D
 SVIFTDKIIRSNATVEHLHPMGDNDLDG SFTRTFSLRDGGYSSVVDSHMHFKSAIHPSILQNGGPMFA
 FRRVEEDHSNTELGIVEYQHAFKTPDADAGEERV

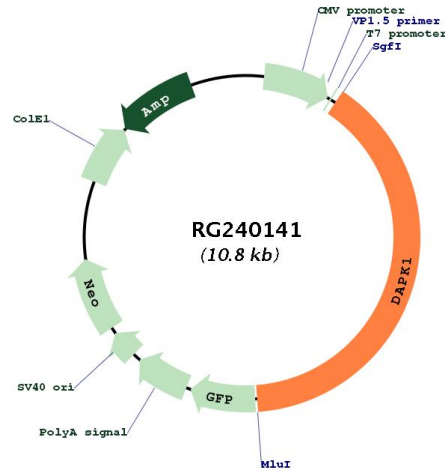
Restriction Sites: SgfI-MluI

Cloning Scheme:

Cloning sites used for ORF Shutting:



Plasmid Map:



ACCN:	NM_001288731
ORF Size:	4290 bp
OTI Disclaimer:	The molecular sequence of this clone aligns with the gene accession number as a point of reference only. However, individual transcript sequences of the same gene can differ through naturally occurring variations (e.g. polymorphisms), each with its own valid existence. This clone is substantially in agreement with the reference, but a complete review of all prevailing variants is recommended prior to use. More info
OTI Annotation:	This clone was engineered to express the complete ORF with an expression tag. Expression varies depending on the nature of the gene.
Components:	The ORF clone is ion-exchange column purified and shipped in a 2D barcoded Matrix tube containing 10ug of transfection-ready, dried plasmid DNA (reconstitute with 100 ul of water).
RefSeq:	NM_001288731.2
RefSeq Size:	5760 bp

RefSeq ORF:	4293 bp
Locus ID:	1612
UniProt ID:	P53355
Cytogenetics:	9q21.33
Protein Families:	Druggable Genome, Protein Kinase
Protein Pathways:	Bladder cancer, Pathways in cancer
MW:	160.5 kDa
Gene Summary:	Death-associated protein kinase 1 is a positive mediator of gamma-interferon induced programmed cell death. DAPK1 encodes a structurally unique 160-kD calmodulin dependent serine-threonine kinase that carries 8 ankyrin repeats and 2 putative P-loop consensus sites. It is a tumor suppressor candidate. Alternative splicing results in multiple transcript variants. [provided by RefSeq, Dec 2013]