

Product datasheet for **RG239510**

STAT5A (NM_001288720) Human Tagged ORF Clone

Product data:

Product Type:	Expression Plasmids
Product Name:	STAT5A (NM_001288720) Human Tagged ORF Clone
Tag:	TurboGFP
Symbol:	STAT5A
Synonyms:	MGF; STAT5
Mammalian Cell Selection:	Neomycin
Vector:	pCMV6-AC-GFP (PS100010)
E. coli Selection:	Ampicillin (100 ug/mL)



[View online »](#)

ORF Nucleotide Sequence:

>RG239510 representing NM_001288720.
 Blue=ORF Red=Cloning site Green=Tag(s)

```

GCTCGTTTAGTGAACCGTCAGAATTTTGTAAACGACTCACTATAGGGCGGCCGGGAATTCGTGACTG
GATCCGGTACCGAGGAGATCTGCCGCCACGATCGCC
ATGGCGGGCTGGATCCAGGCCAGCAGCTGCAGGGAGACGCGCTGCGCCAGATGCAGGTGCTGTACGGC
CAGCACTTCCCCATCGAGGTCCGGCACTACTTGGCCAGTGGATTGAGAGCCAGCCATGGGATGCCATT
GACTTGGACAATCCCAGGACAGAGCCCAAGCCACCAGCTCCTGGAGGGCTGGTGCAGGAGCTGCAG
AAGAAGCGGAGCACCAGGTGGGGGAAGATGGGTTTTACTGAAGATCAAGCTGGGGCACTACGCCACG
CAGCTCCAGAAAACATATGACCGCTGCCCCCTGGAGCTGGTCCGCTGCATCCGGCACATTCTGTACAAT
GAACAGAGGCTGGTCCGAGAAGCCAACAATTGCAGCTCTCCGGCTGGGATCCTGGTTGACCCATGTCC
CAGAAGCACCTTCAGATCAACCAGACATTTGAGGAGCTGCGACTGGTACGCAGGACACAGAGAATGAG
CTGAAGAACTGCAGCAGACTCAGGAGTACTTCATCATCCAGTACCAGGAGAGCCTGAGGATCCAAGCT
CAGTTTGGCCAGCTGGCCAGCTGAGCCCCAGGAGCGTCTGAGCCGGGAGACGGCCCTCCAGCAGAAG
CAGGTGTCTCTGGAGGCCTGGTTCAGCGTGCAGCACAGACACTGCAGCAGTACCAGCTGGAGCTGGCC
GAGAAGCACAGAAAGACCTGCAGCTGCTGCGGAAGCAGCAGACCATCCTCCTGGATGACGAGCTGATC
CAGTGGAAAGCGGCGCAGCAGCTGGCCGGGAACGGCGGGCCCCCGAGGGCAGCCTGGACGTGCTACAG
TCCTGGTGTGAGAAGTTGGCCGAGATCATCTGGCAGAACCGGCAGCAGATCCGCAGGGCTGAGCACCTC
TGCCAGCAGCTGCCATCCCCGGCCAGTGGAGGAGATGCTGGCCGAGGTCAACGCCACCATCACGGAC
ATTATCTCAGCCCTGGTGACCAGCACATTCATCATTGAGAAGCAGCCTCCTCAGGTCTGAAGACCCAG
ACCAAGTTTGAGCCACCGTACGCCTGCTGGTGGCGGGAAGCTGAACGTGCACATGAATCCCCCCCAG
GTGAAGGCCACCATCATCAGTGAGCAGCAGGCCAAGTCTCTGCTTAAAAATGAGAACACCCGCAACGAG
TGCAGTGGTGAGATCCTGAACAACCTGCTGCGTGCAGTGGAGTACCACCAAGCCACGGGCACCTCAGTGCC
CACTTCAGGAACATGTCACTGAAGAGGATCAAGCGTGTGACCGCGGGGTGCAGAGTCCGTGACAGAG
GAGAAGTTCACAGTCTGTTGAGTCTCAGTTCAGTGTGGCAGCAATGAGCTTGTGTTCCAGGTGAAG
GGCAGGGTGCCATTTGCCGTGCCTGACAAAGTGTGTGGCCGAGCTGTGTGAGGCGCTCAACATGAAA
TTCAAGGCCGAAGTGCAGAGCAACCGGGGCTGACCAAGGAGAACCTCGTGTTCCTGGCGCAGAACTG
TTCAACAACAGCAGCAGCCACCTGGAGGACTACAGTGGCCTGTCCGTGTCTGTTCCAGTTCAACAGG
GAGAACTTGCCGGGCTGGAACCTACACCTTCTGGCAGTGGTTTGACGGGTGATGGAGGTGTTGAAGAAG
CACCACAAGCCCCACTGGAATGATGGGGCCATCCTAGGTTTTGTGAATAAGCAACAGGCCACGACCTG
CTCATCAACAAGCCCAGCGGACCTTCTGTTGCGCTTTAGTGACTCAGAAATCGGGGCATCACCATC
GCCTGGAAGTTTGACTCCCCGGAACGCAACCTGTGGAACCTGAAACCATTACCACGCGGGATTTCTCC
ATCAGGTCCCTGGCTGACCGGCTGGGGGACCTGAGCTATCTCATCTATGTGTTTCTGACCGCCCAAG
GATGAGGTCTTCTCCAAGTACTACACTCTGTGCTGGTAAAGCTGTTGATGGATATGTGAAACCACAG
ATCAAGCAAGTGGTCCCTGAGTTTGTGAATGCATCTGCAGATGCTGGGGGAGCAGCGCCACGTACATG
GACCAGGCCCCCTCCCAGCTGTGTGCCCCAGGCTCCCTATAACATGTACCCACAGAACCTGACCAT
GTACTCGATCAGGATGGAGAATTCGACCTGGATGAGACCATGGATGTGGCCAGGCAGTGGAGGAACTC
TTACGCCGACCAATGGACAGTCTTGACTCCCGCTCTCGCCCCCTGCCGGTCTTTTACCTCTGCCAGA
GGCTCCCTCTCA
ACGCGTACGCGGCCGCTCGAG – GFP Tag – GTTTAAAC
  
```

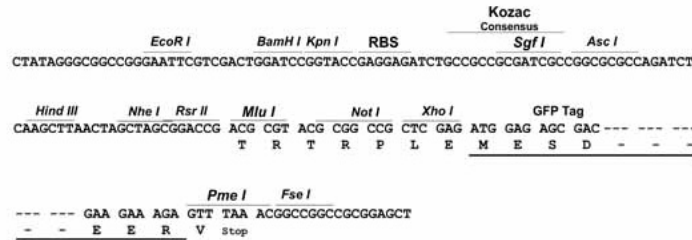
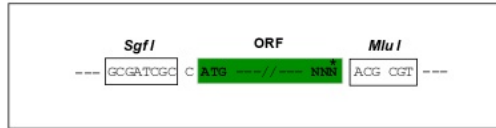
Protein Sequence: >Peptide sequence encoded by RG239510
 Blue=ORF Red=Cloning site Green=Tag(s)

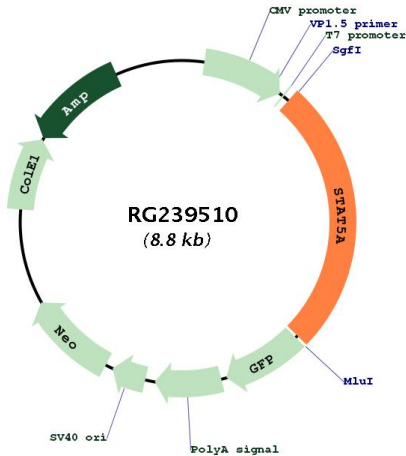
MAGWIIQAQQLQGDALRQMQLVYGQHFPIEVRHYLAQWIESQPWDAIDLNPQDRAQATQLLEGLVQELQ
 KKAHEHQVGEDGFLKIKLGHYATLQKTYDRCPLELVCIRHILYNEQRLVREANNCSSPAGILVDAMS
 QKHLQINQTFEELRLVTQDTENELKKLQQTQEYFIIQYQESLRIQAQFAQLAQLSPQERLSRETALQOK
 QVSLAEWLQREAQTLQQYRVELAEKHQKTLQLLRKQQTIIIDDELIQWKRRQQLAGNGGPPPEGSLDVLQ
 SWCEKLAETIWIQNRQQIRRAEHLQQLPIPGPVEEMLAEVNATITDIISALVTSTFIEKQPPQVLKTQ
 TKFAATVRLLVGKLVNVMNPPQVKATIISEQAKSLLKNENTRNECSGEILNCCVMEYHQATGTLTSA
 HFRNMSLKRIKRADRRGAESVTEEKFTLVFESQFVSGSNELVFQVGRVFAVPDKVLWPQLCEALNMK
 FKAEVQSNRGLTKENLVFLAQKLFNNSSSHLEDYSGLSVSWSQFNRENLPGWNYTFWQWFDGVMVLLKK
 HHKPHWNDGAILGFVNKQQAHDLLINKPDGTFLLRFSDSEIGGITIAWKFDSPERNLWNLKPFTRRDFS
 IRSADRLGDLSYLIYVFPDRPKDEVFSKYYPVLAKAVDGYVKPQIKQVPEFVNASADAGSSATYM
 DQAPSPAVCPQAPYNMYPQNPDHVLDQDGEFDLDETMVARHVEELLRRPMSDLSRLSPPAGLFTSAR
 GSL
 TRTRPLEMESDESGLPAMEIECRITGTLNGVEFELVGGEGTPEQGRMTNKMSTKGALTFSPYLLSHV
 MGYGFYHFGTYPSTYENPFLHAINNGGYNTRIEKYEDGGVLHVSFSYRYEAGRVIGDFKVMGTGFPED
 SVIFTDKIIIRSNATVEHLHPMGDNDLDGSFTRTFSLRDGGYSSVVDSHMFKSAIHPISILQNGGPMFA
 FRRVEEDHSNTELGIVEYQHAFKTPDADAGEERV

Restriction Sites: SgfI-MluI

Cloning Scheme:

Cloning sites used for ORF Shuttling:



Plasmid Map:


ACCN: NM_001288720

ORF Size: 2289 bp

OTI Disclaimer: The molecular sequence of this clone aligns with the gene accession number as a point of reference only. However, individual transcript sequences of the same gene can differ through naturally occurring variations (e.g. polymorphisms), each with its own valid existence. This clone is substantially in agreement with the reference, but a complete review of all prevailing variants is recommended prior to use. [More info](#)

OTI Annotation: This clone was engineered to express the complete ORF with an expression tag. Expression varies depending on the nature of the gene.

Components: The ORF clone is ion-exchange column purified and shipped in a 2D barcoded Matrix tube containing 10ug of transfection-ready, dried plasmid DNA (reconstitute with 100 ul of water).

RefSeq: [NM_001288720.1](#), [NP_001275649.1](#)

RefSeq Size: 4132 bp

RefSeq ORF: 2292 bp

Locus ID: 6776

UniProt ID: [P42229](#)

Cytogenetics: 17q21.2

Protein Families: Druggable Genome, ES Cell Differentiation/IPS, Stem cell relevant signaling - DSL/Notch pathway, Stem cell relevant signaling - JAK/STAT signaling pathway, Transcription Factors

Protein Pathways: Acute myeloid leukemia, Chronic myeloid leukemia, ErbB signaling pathway, Jak-STAT signaling pathway, Pathways in cancer

MW: 87.8 kDa

Gene Summary:

The protein encoded by this gene is a member of the STAT family of transcription factors. In response to cytokines and growth factors, STAT family members are phosphorylated by the receptor associated kinases, and then form homo- or heterodimers that translocate to the cell nucleus where they act as transcription activators. This protein is activated by, and mediates the responses of many cell ligands, such as IL2, IL3, IL7 GM-CSF, erythropoietin, thrombopoietin, and different growth hormones. Activation of this protein in myeloma and lymphoma associated with a TEL/JAK2 gene fusion is independent of cell stimulus and has been shown to be essential for tumorigenesis. The mouse counterpart of this gene is found to induce the expression of BCL2L1/BCL-X(L), which suggests the antiapoptotic function of this gene in cells. Alternatively spliced transcript variants have been found for this gene. [provided by RefSeq, Dec 2013]