

## Product datasheet for **RG238477**

### AZIN2 (NM\_001301825) Human Tagged ORF Clone

#### Product data:

Product Type:	Expression Plasmids
Product Name:	AZIN2 (NM_001301825) Human Tagged ORF Clone
Tag:	TurboGFP
Symbol:	AZIN2
Synonyms:	ADC; AZI2; AZIB1; ODC-p; ODC1L; ODCp
Mammalian Cell Selection:	Neomycin
Vector:	pCMV6-AC-GFP (PS100010)
E. coli Selection:	Ampicillin (100 ug/mL)
ORF Nucleotide Sequence:	>RG238477 representing NM_001301825. Blue=ORF Red=Cloning site Green=Tag(s)

```
GCTCGTTTGTAGTGAACCGTCAGAATTTTGTAAACGACTCACTATAGGGCGGCCGGGAATTCGTCGACTG
GATCCGGTACCGAGGAGATCTGCCGCCGCGATCGCC
ATGGCTGGCTACCTGAGTGAATCGGACTTTGTGATGGTGGAGGAGGGCTTCAGTACCCGAGACCTGCTG
AAGGAACCTCACTCTGGGGCCTCACAGGCCACCACGGACGAGGTAGCTGCCTTCTTCGTGGCTGACCTG
GGTGCCATAGTGAGGAAGCACTTTTGTCTTCTGAAGTGCCTGCCACGAGTCCGGCCCTTTTATGCTGTC
AAGTGCAACAGCAGCCAGGTGTGCTGAAGTTCTGGCCAGCTGGGGCTGGGCTTTAGCTGTGCCAAC
AAGGCAGAGATGGAGTTGGTCCAGCATATTGGAATCCCTGCCAGTAAGATCATCTGCCCAACCCCTGT
AAGCAAATGACAGATCAAATATGCTGCCAAGCATGGGATCCAGCTGCTGAGCTTTGACAATGAGATG
GAGCTGGCAAAGGTGGTAAAGAGCCACCCAGTCCAAGATGGTTCTGTGCATTGCTACCGATGACTCC
CACTCCCTGAGCTGCCTGAGCCTAAAGTTTGGAGTGTCACTGAAATCCTGCAGACACCTGCTTAAAAAT
GCGAAGAAGCACCATGTGGAGGTGGTGGGTGTGAGTTTTACATTTGGCAGTGGCTGTCCTGACCCTCAG
GCCTATGCTCAGTCCATCGCAGACGCCCGGCTCGTGTGTTGAAATGGGCACCGAGCTGGGTACAAGATG
CACGTTCTGGACCTTGGTGGTGGCTTCCCTGGCACAGAAGGGGCCAAAGTGAATTTGAAGAGATTGCT
TCCGTGATCAACTCAGCCTTGGACCTGTACTTCCAGAGGGCTGTGGCGTGGACATCTTTGCTGAGCTG
GGGCGCTACTACGTGACCTCGGCCTTCACTGTGGCAGTCAGCATCATTGCCAAGAAGGAGGTTCTGCTA
GACCAGCCTGGCAGGGAGGCCCACTACCACCCCTCACATTGCTACTTGTGCTGCTGAACCCCTCC
CCTCCTGCAGAGGAAAATGGTTCCACCTCCAAGACCATCGTGTACCACCTTGATGAGGGCGTGTATGGG
ATCTTCAACTCAGTCTGTTTGAACAACATCTGCCCTACCCCATCCTGCAGAAGAAACATCCACGGAG
CAGCCCTGTACAGCAGCAGCCTGTGGGGCCCGCGGTTGATGGCTGTGATTGCGTGGCTGAGGGCCTG
TGGCTGCCGCAACTACACGTAGGGGACTGGCTGGTCTTTGACAACATGGGCGCCTACACTGTGGCATG
GGTTCCCCCTTTGGGGACCCAGGCCTGCCACATCACCTATGCCATGTCCCGGGTGGCCTGGGAAGCG
CTGCGAAGGCAGCTGATGGCTGCAGAACAGGAGGATGACGTGGAGGGTGTGTGCAAGCCTCTGCTCTGC
GGCTGGGAGATCACAGACCCCTGTGCGTGGGCCCTGTCTTACCCAGCGAGCATCATG
ACGCGTACGCGCCGCTCGAG - GFP Tag - GTTTAAAC
```



[View online »](#)

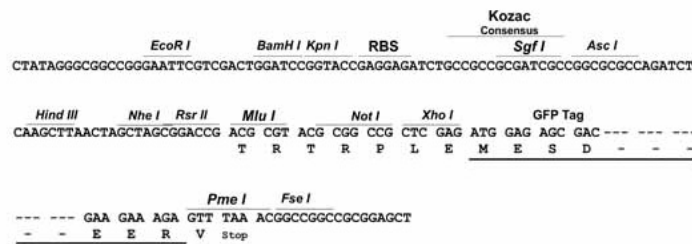
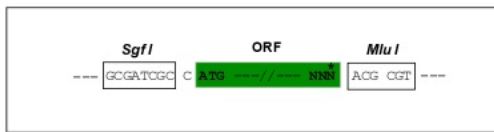
**Protein Sequence:** >Peptide sequence encoded by RG238477  
 Blue=ORF Red=Cloning site Green=Tag(s)

MAGYLSSEDFVMVEEGFSTRDLLKELTLGASQATTDEVAFFVADLGAIVRKHFCFLKCLPRVRPFYAV  
 KCNSSPGVLKVLQGLGFSCANKAEMELVQHIGIPASKIICANPCKQIAQIKYAAKHGIQLLSFDNEM  
 ELAKVVKSHPSAKMVLCIATDDSHLSLCLSLKFGVSLKSCRHLLLENAKHHVEVVGVSFHIGSGCPDPQ  
 AYAQSIADARLVFEMGTELGHKMHVLDLGGFPGTGAKVRFEEIASVINSALDLYFPEGCGVDIFAEL  
 GRYYVTSAFTVAVSIIAKKEVLLDQPGREAPLPPPHIATCAASEPSPAENGSTSKTIVYHLDEGVYG  
 IFNSVLFDNICPTPILQKKPSTEQPLYSSSLWGPVAVDGCDCVAEGLWLPQLHVGDWLVFDNMGAYTVGM  
 GSPFWGTQACHITYAMSRVAWEALRRQLMAAEQEDDVEGVCKPLSCGWEITDTLCVGPVFTPASIM  
**TRTRPLEMESDESGLPAMEIECRITGTLNGVEFELVGGEGTPEQGRMTNKMSTKGALTFSPYLLSHV**  
 MGYGFYHFGTYPSTYENPFLHAINNGGYNTRIEKYEDGGVLHVSFSYRYEAGRVIGDFKVMGTGFPED  
 SVIFTDKIIRSNATVEHLHPMGDNDLDGSFTRTFSLRDGGYSSVVDSHMHFKSAIHPSILQNGGPMFA  
 FRRVEEDHSNTELGIVEYQHAFKTPDADAGEERV

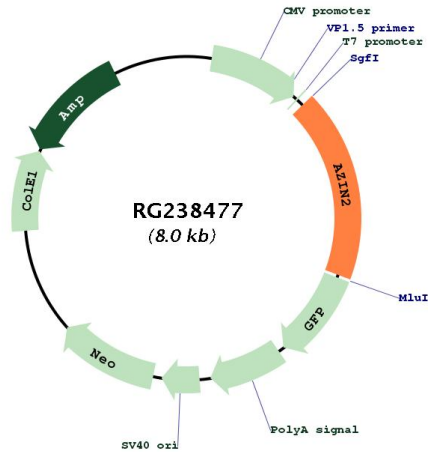
**Restriction Sites:** SgfI-MluI

**Cloning Scheme:**

Cloning sites used for ORF Shutting:



## Plasmid Map:



ACCN: NM\_001301825

ORF Size: 1440 bp

OTI Disclaimer: The molecular sequence of this clone aligns with the gene accession number as a point of reference only. However, individual transcript sequences of the same gene can differ through naturally occurring variations (e.g. polymorphisms), each with its own valid existence. This clone is substantially in agreement with the reference, but a complete review of all prevailing variants is recommended prior to use. [More info](#)

OTI Annotation: This clone was engineered to express the complete ORF with an expression tag. Expression varies depending on the nature of the gene.

Components: The ORF clone is ion-exchange column purified and shipped in a 2D barcoded Matrix tube containing 10ug of transfection-ready, dried plasmid DNA (reconstitute with 100 ul of water).

RefSeq: [NM\\_001301825.1](#), [NP\\_001288754.1](#)

RefSeq Size: 1880 bp

RefSeq ORF: 1443 bp

Locus ID: 113451

UniProt ID: [Q96A70](#)

Cytogenetics: 1p35.1

Protein Families: Druggable Genome

Protein Pathways: Arginine and proline metabolism, Metabolic pathways

MW: 52.3 kDa

**Gene Summary:**

The protein encoded by this gene belongs to the antizyme inhibitor family, which plays a role in cell growth and proliferation by maintaining polyamine homeostasis within the cell. Antizyme inhibitors are homologs of ornithine decarboxylase (ODC, the key enzyme in polyamine biosynthesis) that have lost the ability to decarboxylase ornithine; however, retain the ability to bind to antizymes. Antizymes negatively regulate intracellular polyamine levels by binding to ODC and targeting it for degradation, as well as by inhibiting polyamine uptake. Antizyme inhibitors function as positive regulators of polyamine levels by sequestering antizymes and neutralizing their effect. This gene encodes antizyme inhibitor 2, the second member of this gene family. Like antizyme inhibitor 1, antizyme inhibitor 2 interacts with all 3 antizymes and stimulates ODC activity and polyamine uptake. However, unlike antizyme inhibitor 1, which is ubiquitously expressed and localized in the nucleus and cytoplasm, antizyme inhibitor 2 is predominantly expressed in the brain and testis and localized in the endoplasmic reticulum-golgi intermediate compartment. Recent studies indicate that antizyme inhibitor 2 is also expressed in specific cell types in ovaries, adrenal glands and pancreas, and in mast cells. The exact function of this gene is not known, however, available data suggest its role in cell growth, spermiogenesis, vesicular trafficking and secretion. Accumulation of antizyme inhibitor 2 has also been observed in brains of patients with Alzheimer's disease. There has been confusion in literature and databases over the nomenclature of this gene, stemming from an earlier report that a human cDNA clone (identical to ODCp/AZIN2) had arginine decarboxylase (ADC) activity (PMID:14738999). Subsequent studies in human and mouse showed that antizyme inhibitor 2 was devoid of arginine decarboxylase activity (PMID:19956990). Alternatively spliced transcript variants have been described for this gene. [provided by RefSeq, Sep 2014]