

Product datasheet for **RG238325**

ACSF2 (NM_001288971) Human Tagged ORF Clone

Product data:

Product Type:	Expression Plasmids
Product Name:	ACSF2 (NM_001288971) Human Tagged ORF Clone
Tag:	TurboGFP
Symbol:	ACSF2
Synonyms:	ACSMW; AVYV493
Mammalian Cell Selection:	Neomycin
Vector:	pCMV6-AC-GFP (PS100010)
E. coli Selection:	Ampicillin (100 ug/mL)
ORF Nucleotide Sequence:	>RG238325 representing NM_001288971. Blue=ORF Red=Cloning site Green=Tag(s)

```
GCTCGTTTAGTGAACCGTCAGAATTTGTAAACGACTACTATAGGGCGCCGGGAATTCGTCGACTG
GATCCGGTACCGAGGAGATCTGCCGCCGCGATCGCC
ATGGAAGTGGAGTATGTCTCAAGAAGGTGGGCTGCAAGGCCCTGTGTTCCCAAGCAATTCAGACC
CAGCAATACTACAACGTCTGAAGCAGATCTGTCCAGAAGTGGAGAATGCCAGCCAGGGGCTTGAAG
AGTCAGAGGCTCCAGATCTGACCACAGTCATCTCGGTGGATGCCCTTTGCCGGGGACCCTGCTCTG
GATGAAGTGGTGGCGGCTGGCAGCACACGGCAGCATCTGGACCAGCTCCAATAACAACCAGCAGTTCCTG
TCCTGCCATGACCCCATCAACATCCAGTTCACCTCGGGACAACAGCCAGCCCAAGGGGGCCACCCTC
TCCCACTACAACATTGTCAACAACCTCAACATTTTAGGAGAGCGCCTGAAACTGCATGAGAAGACACCA
GAGCAGTTGCGGATGATCCTGCCAACCCTGTACCATTGCCTGGGTTCCGTGGCAGGCACAATGATG
TGTCTGATGTACGGTGCCACCCTCATCCTGGCCTCTCCATCTTCAATGGCAAGAAGGCACTGGAGGCC
ATCAGCAGAGAGAGAGGCACCTTCTGTATGGTACCCACGATGTTCTGGACATTCTGAACCAGCCA
GACTTCTCCAGTTATGACATCTCGACCATGTGTGGAGGTGTCATTGCTGGGTCCTGCACCTCCAGAG
TTGATCCGAGCCATCATCAACAAGATAAATATGAAGGACCTGGTGGTGTGTTATGGAACACAGAGAAC
AGTCCCGTGACATTCCGCGCACTCCCTGAGGACTGTGGAGCAGAAGGCAGAAAGCGTGGGCAGAAAT
ATGCCTCACACGGAGGCCCGGATCATGAACATGGAGGCAGGACGCTGGCAAAGCTGAACACGCCCGGG
GAGCTGTGCATCCGAGGTTACTGCGTCATGCTGGGCTACTGGGTGAGCCTCAGAAGACAGAGGAAGCA
GTGGATCAGGACAAGTGGTATTGGACAGGAGATGTCGCCACAATGAATGAGCAGGGCTTCTGCAAGATC
GTGGGCCGCTCTAAGGATATGATCATCCGGGTGGTGGAGAACATCTACCCCGCAGAGCTCGAGGACTTC
TTTCACACACACCCGAAGGTGCAGGAAGTGCAGGTGGTGGGAGTGAAGGACGATCGGATGGGGGAAGAG
ATTTGTGCTGCATTGCGCTGAAGGACGGGGAGGAGACCAGGTGGAGGAGATAAAAGCTTCTGCAAA
GGGAAGATCTCTCACTTCAAGATTCCGAAGTACATCGTGTGTCACAACTACCCCTCACCATTCTCA
GGAAAGATCCAGAAATTCAACTTCGAGAGCAGATGGAACGACATCTAAATCTG
ACGCGTACGCGGCCGCTCGAG - GFP Tag - GTTTAAAC
```



[View online >](#)

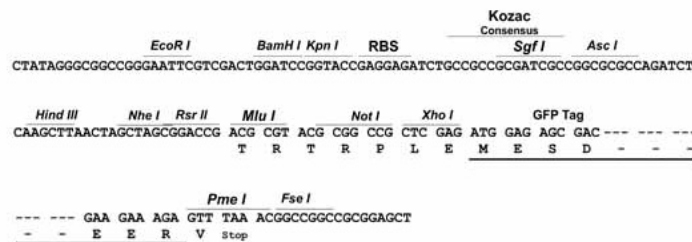
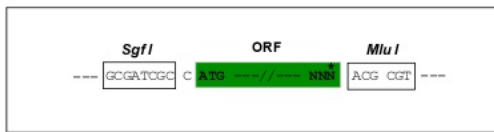
Protein Sequence: >Peptide sequence encoded by RG238325
 Blue=ORF Red=Cloning site Green=Tag(s)

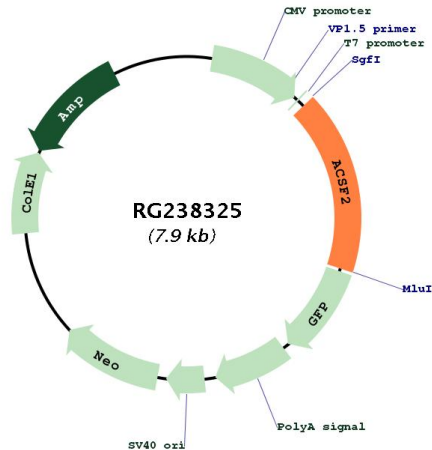
MELEYVLKKGCKALVFPKQFKTQQYYNVLKQICPEVENAQPGLKSQRLPDLTTVISVDAPLPGTLLL
 DEVVAAGSTRQHLDQLQYNQQFLSCHDPINIQTSGTTGSPKGATLSHYNIVNNSNILGERLKLHEKTP
 EQLRMILPNLYHCLGSVAGTMMCLMYGATLILASPIFNGKKALEAISRERGTFLYGTPTMFVDILNQP
 DFSSYDISTRMCGGVIAGSPAPPELLIRAIINKINMKDLVAVYGTTENSPVTFAHFPEdTVEQKAESVGRI
 MPHTEARIMNMEAGTLAKLNTPGELCIRGYCVMLGYWGEFQKTEEAVDQDKWYWTGDVATMNEQGFCKI
 VGRSKDMIIRGGENIYPAELEDFHHPKVQEVVGVKDDRMGEEICACIRLKDGEETTVEEIKAFCK
 GKISHFKIPKYIVFVTNYPLTISGKIQKFKLREQMERHLNL
TRTRPLEMESDESGLPAMEIECRITGTLNGVEFELVGGEGTPEQGRMTNKMSTKGALTFSPYLLSHV
 MGYGFYHFGTYPSTYENPFLHAINNGGYNTRIEKYEDGGVLHVSFSYRYEAGRVIGDFKVMGTGFPED
 SVIFTDKIIRSNATVEHLHPMGDNDLDGSFTRTFLSLRDGGYSSVVDSHMHFKSAIHPSILQNGGPMFA
 FRRVEEDHSNTELGIVEYQHAFKTPDADAGEERV

Restriction Sites: SgfI-MluI

Cloning Scheme:

Cloning sites used for ORF Shutting:



Plasmid Map:


ACCN: NM_001288971

ORF Size: 1365 bp

OTI Disclaimer: The molecular sequence of this clone aligns with the gene accession number as a point of reference only. However, individual transcript sequences of the same gene can differ through naturally occurring variations (e.g. polymorphisms), each with its own valid existence. This clone is substantially in agreement with the reference, but a complete review of all prevailing variants is recommended prior to use. [More info](#)

OTI Annotation: This clone was engineered to express the complete ORF with an expression tag. Expression varies depending on the nature of the gene.

Components: The ORF clone is ion-exchange column purified and shipped in a 2D barcoded Matrix tube containing 10ug of transfection-ready, dried plasmid DNA (reconstitute with 100 ul of water).

RefSeq: [NM_001288971.1](#), [NP_001275900.1](#)

RefSeq Size: 1920 bp

RefSeq ORF: 1368 bp

Locus ID: 80221

UniProt ID: [Q96CM8](#)

Cytogenetics: 17q21.33

MW: 51.3 kDa

Gene Summary: Acyl-CoA synthases catalyze the initial reaction in fatty acid metabolism, by forming a thioester with CoA. Has some preference toward medium-chain substrates. Plays a role in adipocyte differentiation.[UniProtKB/Swiss-Prot Function]