

Product datasheet for **RG235414**

Piccolo (PCLO) (NM_014510) Human Tagged ORF Clone

Product data:

Product Type:	Expression Plasmids
Product Name:	Piccolo (PCLO) (NM_014510) Human Tagged ORF Clone
Tag:	TurboGFP
Symbol:	PCLO
Synonyms:	ACZ; PCH3
Mammalian Cell Selection:	Neomycin
Vector:	pCMV6-AC-GFP (PS100010)
E. coli Selection:	Ampicillin (100 ug/mL)
ORF Nucleotide Sequence:	>RG235414 representing NM_014510 Red=Cloning site Blue=ORF Green=Tags(s)

TTTTGTAATACGACTCACTATAGGGCGGCCGGAATTCGTCGACTGGATCCGGTACCGAGGAGATCTGCC
GCC**CGATCGCC**

ATGGGCAACGAGGCGAGCTTGAAGGGGAAGGGCTCCCCGAAGGGCTGGCGGGCCGCGAGCGGCTGGAG
GAGGAGCTAGCGGGGGGGGAGCCCTCTCACACCGCGATCCCGGCCGCATGGAGGCGGATTTGAGCCA
GCTGAGCGAAGAGGAGAGGAGACAGATCGCCGTGTCAAGGGCGCAGGGGCTGCCAAGGGAAGC
GTCCCCCGGCCGCTGCGGAGTCGCCTTCCATGCACAGGAAACAAGAGTTGGATAGTAGTCATCCTCCA
AGCAATCAGGAAGACCCCGGACCTGGGCGTCCAGCTCAACCTGGTCTCAGTAAAAGTAGAACTACAGA
CACTTTCAGGTCAGAGCAGAAATTGCCTGGGAGGAGTCCCTCCACTATTAGCTTGAAAGAATCAAAGTCC
AGAACTGATTTAAAGGAAGAGCACAAGTCTAGTATGATGCCTGGCTTCCCTCAGAGGTTAACGCTTTAA
GTGCTGTTTCTCTGTTGTAATAAATTCAACCTTTTGAATTTGATATCAGACTCTGAGGCATCCCAGGA
AGAAACCACCAAGAAACAAAAGTGGTTCAGAAGGAGCAAGGAAAACCTGAAGGAATCATAAAACCTCCT
TTACAACAACAGCCACCAAGCCGATTCCCTAAGCAGCAAGGACCTGGTAGGGATCCGCTTCAGCAGGATG
GCACTCCCAATCAATATCTTCTCAACAACCAGAAAAATTAATCACAACCTCCAGGTACAGGAAAAGCC
AATTCAGGGTCTACCCAGACTCCTCAGACAGACCATGCAAAATTGCCACTTCAACGAGATGCATCCAGG
CCTCAGACTAAACAGGCAGACATAGTAAGGGGAGAATCAGTTAAACCTCACTGCCAAGCCCATCCAAAC
CACCTATTCAGCAACCAACTCCTGGAAAACCTCCAGCACAGCAGCTGGACATGAAAAATCACAGCCTGG
GCCTGCAAAGCCCCAGCTCAGCCCTCAGGGCTAACAAAGCCATTGGCTCAACAACCAGGACAGTGAAA
CCCCCAGTCCAGCCACCAGGGACAACAAAGCCTCCAGCTCAGCCTCTTGGTCTGCTAAGCCTCCAGCTC
AGCAGACTGGGTGAGAGAAGCCTTATCGGAGCAGCCTGGCCAAAGGCTTTAGCTCAGCCTCCTGGAGT
TGGAAAGACTCCAGCTCAACAGCCAGGGCCAGCAAAGCCTCAACCCAGCAGGTGGGACACCAAAACCC
CTAGCTCAACAACCTGGGCTACAGTCTCCAGCTAAGGCACCTGGGCTACAAAGACTCCAGTTCAGCAGC
CTGGGCCAGGAAAGATTCAGCTCAACAGGCAGGACCCGAAAGACTTCTGCCAGCAGACTGGCCCAAC
AAAGCCTCCTTCAACTGCCTGGCCAGCAAAGCCCCACCTCAACAGCCTGGCCAGCAAAGCCCCCA



[View online >](#)

CCTCAACAGCCTGGCTCAGCAAAGCCCCATCTCAACAGCCTGGCTCAACAAAACCCCCACCTCAACAGC
 CTGGCCAGCAAAGCCCTCACCTCAACAGCCTGGCTCAACAAAACCCCCATCTCAACAGCCTGGCTCAGC
 AAAACCTCAGCTCAACAGCCTAGCCAGCAAAGCCCTCGGCTCAGCAATCTACAAAACAGTAAGCCAA
 ACAGGATCTGGAAAACCTCTGCAGCCACCAACAGTGTCTCCATCTGCAAAAACAGCCTCCTTCAAGGCC
 TCCCTAAAACCATCTGCCTCTTTGCAATACCACTGAACCTCTGTTGCATGTTCCAGAAAAGGCCAATTT
 TAACACATGCACTGAGTGTCAAACCACTGTCTGTAGTCTCTGTGGTTTTAATCCCAATCCTCATTTAAGC
 GAGGTAAAAGAGTGGCTCTGTTTGAAGTGTCAAATGAAAAGAGCTTAGCGGGGATCTGGCTCCAGTTC
 CGTCATACCCCCAGCCCAAAGTGAAGACTGCACCTGTTACCACTACATCAGCAGTGAAGCAATCATCCCC
 ACAGCCACAGCAGACTTCCCCAAAAGAAGGATGCTGCACAAAACAGGATCTCTCCAAAGGCACCTGAGCCT
 AAAAAGCCACCACCAGTGAACAACCAACCCCTTATGGCTCTCCTTCAAGCCAAAGCCAAAGCAGCCCC
 CTGAGGCAGATTCTTTGTCCAAGCCAGCCCTCCCAAAGAACCTTCTGTCCATCTGAGCAGGACAAGGC
 CCCTGTTGCTGATGATAAACCAAGCAGCCCAAGATGGTAAAGCCAACCACTGACCTTGATCTTCATCA
 TCAGCAACAACAAAACCTGATATTCCAAGCTCCAAAGTACAGTACAAGCTGAAGAGAAAACAACCCCTC
 CTCTAAAACAGACTCTGCCAAACCTCACAGAGTTTTCCACCAACAGGGGAAAAAGTCAAGCCATTTGA
 TTCTAAAGCCATACCTCGACCTGCATCAGATTCAAAAATTATTTACATCCTGGTCCAGTTCAGAGAGC
 AAAGGTCAAAAACAAGTTGACCCCGTACAAAAGAGGAAGAACCCAAGAAAGCACAAACAAAATGAGTC
 CTAACCAGATGCCAAGCCAATGCCAAAAGGGTACCAACACCCCTGGCCACAGCCTACCGCTGGCCA
 AACTGTCCCACACCTCAACAGTCCCCAAAGCCTCAGGAGCAGTCAAGGCGTTTCAGTCTGAATCTGGGA
 AGTATTACTGATGCCCCAAATCACAGCCTACAACCTCAAGAGACCGTACTGGGAAACTCTTTGGGT
 TTGGAGCATCAATCTTACAGCCAGGCATCAAATTTAATTTCCACTGCAGGCCAACCTGGACCTCATTACA
 AAGTGGACCAGGGGCCCAATGAAACAAGCCCTGCCCTTACAGCCACCTACTTACAAGGGCCACCC
 AAATCCACAGGTCAAGCACCACCAGCACCTGCAAAAAGTATACCTGTGAAAAGGAAACAAAAGCCCCAG
 CAGCTGAAAAAATTAGAGCCCAAAGCTGAACAAGCTCCAACAGTAAAAAGAACAGAAAACAAAAAGCC
 ACCACCTATTAAGGATAGCAAATCTTTAACAGCTGAGCCTCAAAAAGGCTGTCTTCCACAAAACCTGGAG
 AAATCGCCCAAACAGAAATCAACCTGTCTCTCTGCAAAAAGTGAACCTCAACATAGGTTCTAAGGATCCTC
 CTAACCTCAATACTTGCAGTGAATGCAAGAATCAAGTGTGTAATCTCTGTGGATTTAACCTACACCACA
 TTTGACTGAGATTAAGAATGGCTTTGTTAAATTGCCAAACCCAGAGAGCAATATCAGGACAGCTTGGGA
 GACATACGCAAAATGCCACCTGCACCATCAGGACCCAAAGCATCTCCTATGCCTGTTCTACAGAATCAT
 CATCTCAGAAAACAGCAGTGCCTCCCCAAGTAAAATTAGTAAAAAGCAAGAACAAGAAGTAAAAACGGA
 AGCTGAAAAAGTCATTCTGGAAAAAGTAAAGGAAACACTATCAATGAAAAAATTCCTCCTATGGTAACC
 ACAGATCAAAAACAAGAAGAGAGTAAACTAGAGAAAGACAAGCTTCAGCTCTTCAAGAAAAAAGCCAC
 TCCTGAAGAAAAAATAATCCCTGAAGAAGAAAAGATACGTTCTGAAGAAAAAAGCCACTCCTAGA
 AGAAAAAAGCCAAACCCCTGAAGACAAAAGTACTCCCAGAGGCAAAAACATCAGCCCCAGAAGAACAG
 AAACATGACTTACTTAAATCTCAAGTACAAATTGCTGAAGAAAAGCTTGAAGGCAGAGTGGCTCCAAAGA
 CAGTGAAGAAGGAAACAACCAAGACCAAGATGGAAGGTTTACCATCTGGCACACCTCAGAGTTTACC
 TAAAGAAGATGATAAGACAACCAAAAACAATAAAAGAACAGCCACAGCCACCATGCACAGCAAAACCTGAT
 CAGGTGGAACCTGGGAAAGAAAAACAGAAAAGGAAGTGAACAAATCAGACACCTCAAGTCTCAGCAGC
 CTAAGGCCCCAAGGTCTGAGCGACACGGGATATTCTCCGATGGAATATCAAGCTCACTTGGTGAAT
 TCCAAGTCTTATTCCAAGTGAAGAAAGGATATTCTCAAGGACTCAAAAAGGACTCTTTTTCAACAAGAA
 AGCAGCCCTTCCAGCCCTCAGATTTGGCTAAGTTAGAAAAGTACAGTCTATCTATTTTGAAGCTCAAG
 CAAGTACACTTGCTGATGAAAAGTCAAGAAAAGAAAACACAACCCCATGAAGTTTCTCCTGAACAGCCTAA
 AGACCAAGAGAAAACCTCAGAGTTTATCTGAAACCTTGGAAATTACTATTTTCAAGAGAGGAGATCAAAGAG
 AGTCAAGAAGAAAGGAAAGACACTTTTTAAAAAAGTAGCCAACAAGATATTCTTCCAGCAAGGACCATA
 AAGAGAAGTCTGAGTTTGTGATGACATAACTACTAGAAGAGAGCCTTATGATTCAAGTGAAGAGAGTAG
 TGAAAGTGAACCTCACCTGTTCCACAAGAAAACGAAGAAGTGTGTTGGCTCATCAAGCAGTGTGAG
 TATAAACAGGAAGACAGCAAGGATCAGGGGAAGAGGAGGACTTCATTGAAAACAAATCATAGAAATGA
 GTGCTGATGAAGATGCTTCAAGTCTGAAGATGATGAGTTCATCAGAAACAGCTCAAAGAGATTAGTAG
 CAGTACTGAGAGCCAGAAGAAGGAAGAAAACAAAGGAAAAAGGCAAAATAACAGCAGGGAACACAGACGA
 CTGACTCGAAAAAGTAGCACAAGCATTGATGAAGATGCAGGAAGACGTCCTCATGGCATGATGAAGACG
 ATGAAGCATTGATGAAAGTCTGAACTTAAATACAGAGAACTAAAAGTCAAGGAAAGTGAAGAAGTGT
 AGTTACTGGAGGAGGAGGCTACGCCGATTTAAAAACAATTGAGCTCAACAGTACAATAGCAGATAAATAT
 TCTGCAGAGTCATCACAGAAAAAACAAGTTTGTATTTTACGAAGAGCCAGAATTGAAATGGAAGGCC

TGACAGACTCACCTGAAGATAGGTCAAGGGGAGAGGGATCTTCGAGTCTGCATGCTTCCAGCTTCACTCC
 TGGTACATCCCCTACATCAGTATCATCACTTGTATGAGGACAGTGACAGTAGCCCGAGTCACAAAAAGGA
 GAGAGCAAACAGCAACGCAAGCTCGGCACAGACCACATGGCCCTCTTTTGCCTACTATTGAAGATTCTT
 CAGAGGAAGAAGAATTGAGAGAGGAAGAAGAATTATTAAGGAGCAAGAAAAGCAGAGGGAAATAGAACA
 GCAACAAAAGAAAGAGTTCTAGTAAAAATCAAAGAAAGACAAAGATGAACCTCGAGCTCAGAGAAGAAG
 GAAAGGCCAAAGACACCACCTAGTAATCTCTCCCATTGAAGATGCATCTCCGACAGAAGAGTTACGTC
 AGGCTGCAGAAATGGAGGAGCTCCATAGATCTTCTTGTCTGAATATTCACCTAGCATAGAGTCAGACCC
 AGAAGGTTTTGAAATAAGCCCGAAAAAATAATAGAAGTACAAAAAGTTTATAAATTGCCACAGCTGTT
 TCATTATACTCACCAACAGATGAGCAATCTATTATGCAGAAAGAAGGTAGCCAAAAGCGTTAAAAAGTG
 CTGAGGAGATGTATGAAGAAATGATGCATAAAACACACAATACAAAGCTTTTCCAGCTGCAAAATGAACG
 AGATGAAGTGTGTTGAAAAAGAGCCTTTGTATGGTGGGATGCTAATAGAGGATTATATTTATGAATCTTTA
 GTAGAAGACACGTACAATGGATCGGTAGATGGCAGTCTGCTAACAAGGCAAGAAGAAGAAAATGGATTTA
 TGCAGCAGAAAGGAGAGAGCAAAAGATAAGACTTTCAGAACAGATTTATGAAGATCCTATGCAGAAAAT
 TACAGACCTCCAGAAAGAGTTTTATGAGTTAGAAAGCTTACATTCTGTTGTCCTCAGGAAGATATTGTT
 TCAAGCTCTTTTATCATCCAGAAAGCCATGAGATAGTGGACCTGGGTACTATGGTAACTTCTACAGAAG
 AAGAAAGGAAACTACTAGATGCTGATGCTGCCTATGAAGAAGTTATGAAGAGGCAACAGATGCAATTAAC
 ACCTGGATCTAGCCCAACCCAGGCCCCATTGGTGAGGATATGACAGAGTCCACCATGGACTTTGACAGA
 ATGCCAGATGCCTCTTTGACATCAAGTGTCTCTCAGGAGCGTCTTTACAGATTCGACCAGCAGTGCAA
 CACTCTCTATCCCAGATGTTAAAATAACCCAACATTTTCAACAGAGAAGAAATGAGGATGAATATGTAAC
 CGATTATAACAAGAGAAATTAAGAGATAATTGCCCATGAATCGCTGATTTTGACCTACTCGGAGCCTTCA
 GAAAGTGCTACATCTGTCCCACCTCTGACACACCTTCTCTCACATCATCTGTTTCTTGGTCTGTACCA
 CAGATAGCTCTTACCCATTACTACCCTGGATAGCATAACCACAGTTTATACAGAGCCAGTGGACATGAT
 AACTAAAATTTGAAGATTCTGAGGAAATTTCTTCATCAACTTATTTTCCAGGCAGCATTATAGACTATCCA
 GAAGAAAATAAGTGTATCTTTAGATCGGACTGCCCCACCAGATGGTAGAGCTAGTGCATGATATTGTTA
 TTTCTTATCTGATATGGCATCTTCTATCATAGAATCTGTAGTACCTAAACCTGAAGGGCCAGTTGCTGA
 CACTGTTTCTACTGACTTACTTATATCTGAAAAGGACCCAGTGAAGAAAGCCAAGAAGGAAACTGGGAAT
 GGAATCATTCTGGAAGTTTTGGAAGCTTACAGAGATAAAAAGGAGTTGGAGGCCGAACGAACAAAAAGTA
 GCTTATCCGAAACCGTGTGTTGATCACCCACCTTCTTCTGTAATAGCCCTTCCAATGAAAGAGCAGCTTTC
 AACTACATACTTTACATCTGGAGAGACCTTTGGTCAGGAAAAACCTGCATCTCAGTTACCATCTGGCAGT
 CCTTCTGTTTCTCTCTTCCAGTAAACCTCGCCATTCTTGAAGTTCTTCTTTGGATATATCAGCTC
 AACCTCCTCCCCCTCCTCCCCCTCCCCCTCCTCCTCCTCCTCACCACCACCCCTCCTCCCCACCACT
 TCCTCCACCAACTCACCTAAACCAACTATTCTTCTTAAAAAAAGTTAACAGTTGCATCTCCAGTGACT
 ACAGCTACACCTCTGTTGATGCTGTTACTACTCTAGAGACCACAGCTGTTCTGAGAAGTAAATGGATTAC
 CTGTTACAAGAATATGTACTACTGCACCTCCTCCTGTTCTCCTAAGCCATCTTCAATCCATCTGGACT
 TGTATTTACCCACAGGCCTGAGCCAAGCAAACCTCCAATCGCCCCCAAACAGTGATTCTCAGCTTCCA
 ACAACTACAAAAAACCAACAGATATACACCCCAAACCAACAGGCCTATCTTTAACTTCAAGTATGACCT
 TAAATTTAGTGACTTCAGCAGATTATAAATGTCCTTCCCTACCTCCCCACTTTCCCCACACTCCAACAA
 GTCTTACCAAGATTTTCCAATCCCTCACAGAACTTATGTAGTTATTACATTGCCATCTGAACCAGGG
 ACTCCAACAGATTCTTCTGCTAGTCAAGCAATTACCAGTTGGCCCTGGGATCACCTCCAAAGATCTGG
 TTTCTGTTGAACCTGTGTTTTCTGTAGTTCTCCTGTGACAGCTGTAGAAATTCGAATTTCTTCAAGACA
 GACCTTCTACATCTCTGGAGCTTACAGACATTTTCTGCTACCCCTGTCACAGCACCTCTTCAATTTCAA
 GCAGCTCCACATCAGTTACACAGTTTCTCACTACTGAAGTTTCCAAGACTGAGGTTTCAAGAACAGAA
 GTACAGCTCCTAGTGTGGTCTCAGCAGCATTTCCATAACAATTCCTCCAGAGCCTTGTCTAGATAA
 CATACATTTAGAGAAGCCTCAGTATAAAGAAGATGGAAAATTGCAACTGTTGGTGTGTAATTGATTTG
 CGTACAGTACCAAAGGTAGAAGTTAAAACAAGTATAAATGATTGATCTTTCTGCTTCTACAATGGATG
 TGAAGAGGCAGATCACAGCAAATGAAGTTTATGGGAAACAAATAGTGTGTCCAACCTCTATTATAAA
 TCTTAGTGTGACATCATCAATAGTGACTCCTGTATCTCTGGCCACTGAGACAGTGACCTTTGTCACATGC
 ACAGCTAGTGCAAGTTACTACTACAGGCACAGAAAGCCTAGTGGGTGCAGAACATGCAATGACAACACCAC
 TCCAACCTACAACATCAAAGCATGCTGAGCCCCATACAGGATACCAAGTGACCAGGTCTTTCTATAGC
 TAGGGAAGAAGCACCAATAAACTTATCTCTAGGTAAGTCCAGCAGATGAGTGGCTATTACAAAA
 CCTGCTACTGTGCTCCTGTTGGTGTCAAAAATGGATGGACTGATAGCACCGTATCCAGGGAACTACTG
 ATGGGGAAGTAGTGATCTCAGTACAACCAAGTCTCACAGAACAGTCGTAACAATGGATGAGTCTACTTC

AAGTGTGATGACCAAAAT AATAGAAGATGAAAAACCCGTTGATTTAACCCGAGGGAGAAGAGCTGTGTGC
TGTGATGTGGTTTATAAATTACCATTTGGAAGGAGCTGCACAGCAGCAGCCTGCAACTACTCTTCCTG
AGGATCGTTTTGGTTATAGGGATGACCACTATCAGTATGATCGATCAGGGCCATATGGTTATAGAGGGAT
TGGGGGAATGAAGCCTCCATGTCTGACACAAATTTAGCAGAAGCTGGACATTTTTCTATAAAAAGTAAG
AATGCTTTTGATTATTCTGAAGGAACTGACACAGCAGTAGATCTGACTTCAGGGAGAGTTACTACAGGTG
AGGTAATGGATTATCAAGCAAGACTACAGGTCCATATCCAGAAAACACGACAAGTCATTTCCAGGACTGG
GATTAGTACCCACAGTATCCACAGCAAGAATGACACCACCAGGCCCACTTTGTGGGGAGT
GTTTTGAGGTCATCTAATGGTGTGTCTATTCTCAGTAGCAACTCCAACACCCTCTACATTTGCTATCA
CCACACAACCTGGCTCCATTTTCAGCACCACAGTGAGGGATTTGTCTGGTATTATACGGCTGATGCAGT
GACTTCATTACCTGCCATGCACCATAGCCAGCCAAATGCCTAGATCATATTTATAACAACAGGTGCATCT
GAAACGGACATTGCAGTAACTGGTATTGATATCAGTGCCAGTTTGCAAATTA TACTATGGAGTCTCTTA
CTGCTGAGACGATAGACTCTGTTCCACTTTAACCACAGCATCCGAAGTGTTCCTGAAGTGGTGGGAGA
TGAAAGTGCTCTTTAATTGTCCCTGAAGAAGATAAACAACAGCAGCAGCTAGACTTGGAGCGTGAGCTC
CTGGAAGTGGAGAAAATTAAGCAACAGCGCTTTGCTGAGGAATTGGAGTGGGAACGTGAGAAAATCAA
GGTTCGAGAACAAAGAAAAGATCATGGTTCAGAAAAAGTTGGAGGAGCTGCAGTCTATGAAGCAACACCT
TCTCTTTAGCAAGAAGAAGAGCGGCAAGCCAGTTCATGATGAGGCAGGAGACGTTAGCTCAGCAACAG
TTACAGCTTGAGCAGATCCAACAGCTGCAACAACAGCTTCACCAGCAGCTGGAGGAGCAAAAAGTTCCGGC
AGATCTACCAGTATAACTATGACCTTCTGGAAGTCTTCCACAAACCACTACAGAGCAGGCAATTTT
GGAAGGTGAGTATGCTGCTCTGGAAGGCAGTCAATTTGGGCACTGAAGATGCAACCACCACAGCTTCA
GCTGTTGTGGCAATTAATAACCAAAAGCCAAGGATGGTACACCGTTCAGTCTGATGGTGTACTCAGT
ACATTGCCCCACCTGGTATCCTGAGCACTGTTTCAGAAATACCTTAACAGATGTTGTTGTGAAAGAGGA
AAAAACAACCCAAAAGAGAAGTTCTGGAGCTAAAGTCCGAGGACAGTATGATGACATGGGAGAAAATG
ACAGATGATCCCGAAGTTTTAAAAAGATAGTGGACAGTGGTGTACAAACGGATGACGAAGATGCCACAG
ATCGGAGCTATGTGAGTAGGAGAAGGAGAATAAAAAGAGTGTGGATACAAGCGTCCAACACTGATGATGA
AGATCAGGATGAGTGGGATATGCCTACTAGATCAAGGAGGAAAGCTCGTGTAGGGAATATGGTGACAGC
ATGACAGAGGCTGACAAGACCAACCCCTTTCCAAAGTCTCCAGCATAGCAGTTCAAACGGTAGCAGAGA
TATCTGTGCAAACCTGAACCAGTTGGAACCATAAGAACCCTCCATACGGGCACGAGTGGATGCCAAGGT
AGAAATAATTAACACATTTAGCACCTGAAAAGACTTACAAAGGGGGCAGTTTAGGATGTCAAACAGAA
GCAGATTCAGACACACAAAGTCCCTAATATCTGAGTGCCACATCTCCACCCAAAGACAAGAAACGCCAA
CACCTTTAGAGATTGGTTATTCATCTCACCTCCGGGCAGATTCCACAGTACAGCTGGCTCCTTCCCACC
CAATCCCCCAAAGTCTTTACTCACCCATCTCACCCTTTACCAGGCAAGCCTTAGAATCAGCCTTT
GTACCTTATGAAAAACCCCTCCCTGATGATATAAGTCCACAGAAAGTACTGCATCCAGATATGGCTAAAG
TTCCCCAGCAAGTCTAAGACAGCCAAGATGATGCAGCGTTCTATGTCTGACCCCAAGCCTCTGAGTCC
AACAGCAGACGAAAGTCCAGGGCTCCTTTTTCAGTATACCGAGGGCTATACGACTAAAGGTTCTCAAACC
ATGACATCCTCTGGAGCCAGAAAAAAGTTAAAAGAAGTCTGCCAAATCCACCTCCTGAGGAGATTTCCA
CAGGAACCTCAATCCACATTCAGCACAATGGGCACAGTTTCAGGAGAAGGATCTGCAGAACCAACACAAT
GGCAGGAGCCAAGATTCTCCAGGACATAGACAGAGAGCTTGATCTTGTGGAAAGGGAGTCTGCAAAACTT
CGAAAGAAACAAGCAGAGCTTGATGAAGAAGAAAAGGAGATTGATGCTAAGCTACGATACCTGAAATGG
GAATTAACAGGAGGAAAGAGGCCCTATTAAGGAGAGAGAAAAGAGAGAACGAGCCTACCTCCAGGGAGT
AGCTGAGGATCGTGATTACATGTCTGACAGTGAAGTGAAGTGCAGCAAGACCAACCCGAATAGAAAGTCAG
CATGGCATTGAGCGACCAAGAAGTCTCCCAAACTGAATTCAGCCAGTTTATACCACCACAAACCCAAA
CAGAATCTCAACTAGTTCCTCCGACAAGTCTTACACACAATACCAGTACTCTTCCCCTGCTCTTCTAC
CCAAGCACCCACCTCATACACTCAACAGTCTCATTTTGGCAACAACTTTGTACCATCAGCAAGTTTCA
CCTTATCAGACTCAGCCAACATTCAGCTGTGGCAACAATGTCTTTCACACCTCAAGTTCAACCTACAC
CAACCCACAGCCTTCTATCAGTTACCTTACAGATGATGGTGTACAACAGAAGCCACGGCAAACTAC
ATTATATTTGGAGCCCAAGATAACCTCAAACATGAAGTGAATTCGCAACCAACCCCTTATGATAGCACCT
GTTTCTACGGATAACACATTTGCTGTTTCCCATCTGGTGAAGTACAATAGTTTAGACTTGAGAAATG
GTTTGGAGGAAAGAAGTAGCATGGCAAGCAGTCCAATATCAAGCATATCTGCAGATTCTTCTATGCAGA
TATTGATCACCATACTCCACGAAATATGTCTAATTGACGACATTGGAGAGATCACCAAAGGAACAGCG
GCATTAAGCACCGCATTTAGCCTTCATGAAAAGGATCTGTCAAAAACAGACCGTCTCCTTCGAACCACTG
AGACACGCCGGTCTCAAGAAGTGACAGATTTCTAGCACCTTTACAGTCTTCTCTAGATTGCATAGTTA
TGTGAAGCGGAGGAAGACCCAATGGAGGATCCTACGAGTTAAAGTCTTCTGAAACATCAGATTAACAG

GAATTCGTAGAGGGACAGAGAGCTTAGATCACCTTGCTGGTCTTTCTCATTATTACCATGCTGATACTA
 GCTACAGACATTTTCCAAAATCTGAGAAGTATAGCATCAGTAGACTCACACTTGA AAAACAAGCAGCAAA
 ACAACTGCCAGCAGCCATACTTTATCAAAGCAGTCAAAGCATAAGAAATCACTAATTGACCCTAAAATG
 TCAAAAATTTTACCTATTCAGAAAAGTAGAGACCTTGAACCTGATTATTCAGCTATATGACTTCTAGCA
 CTTTCATCTATTGGTGGCATTTCCTCCAGGGCAAGGCTCCTTCAAGATGACATCACTTTTGGCCTCAGAAA
 AAATATTACAGACCAACAAAAATTTATGGGATCTTCTCTTGGCACAGGACTGGGCACATTAGGAAATACC
 ATACGCTCAGCTCTGCAGGATGAAGCGGATAAGCCATACAGTAGTGGCAGCAGGTCAGACCTTCCCTCCA
 GACCTTCTCTGTCTATGGGCTTGATTTATCAATTA AAAAGGATTCTTCTAGCTCTTCCCTAAGACTGAA
 AGCTCAAGAGGCTGAAGCTCTAGATGTTTCCTTTAGTCATGCATCATCCTCTGCCAGA ACTAAGCCGACC
 AGTTTGCCAATTAGTCAAAGTAGAGGAAGAATACCAATTGTGGCCAGAATTCTGAAGAAGAAAGCCAC
 TCAGTCTGTGGCCAGCCAATGGGAATGGCCAGGGCTGCAGCTGGACCCCTGCCACCAATATCTGCAGA
 CACCAGGGATCAGTTGGATCAAGCCACTATTGCCTGAAGTTCAGCAACACATGAGGGAAGAAATCACGG
 ACTCGAGGCTATGACCGTGACATAGCATTATCATCATGGATGACTTCCAACATGCCATGTGACAGAGTGAAG
 CCTATCATCTGCGTCGTGAGGAAACAGATTGGTTTGATAAACCCAGGGAGTCTCGTTTGGAAAATGGACA
 TGGTCTGGACGAAAACCTGCCGAAAGATTGGTCCACTCTAGACCACTCAGTCAACATCAAGAGCAAATT
 ATACAGATGAACGGGAAAACATGCACTACATCTTTCCTCACGCAAGGATAAAAAAACAAGAGACTCAA
 AGGATCACACAGTTTTCAGGTAATGGATTAGGAATTAGAATTGTGGGTGGTAAAGAAATCCCGGGACATAG
 TGGAGAAATTGGAGCCTATATTGCCAAGATTCTTCTGGGGGAAGTGCAGAACAGACGGGGAAGCTTATG
 GAAGGGATGCAAGTATTGGAATGGAATGGAATTCCTTGA ACTTCTAAAACATATGAAGAAGTTCAGAGTA
 TCATTAGTCAGCAAAGTGGGGAAGCAGAAATATGTGTAAGACTGGACCTCAATATGCTATCAGATTCTGA
 AAATCCCAGCATCTGGAACCTCATGAGCCACCAAAAGCTGTGGATAAGGCGAAATCCCCAGGGGTGAT
 CCTAAGCAGTTGGCAGCAGA ACTCCAGAAGTTCCTACTACAGCAGTCCAGTCCGTTCTGTCTCATCAGTTG
 TTGAAAAAGGATCTCATGTTTCATTACAGTCTCATACAGCAGGATCCAGTCCGTTCCGTTCCCGCTGGGCA
 ACCAGGGTCCCCCTCAGTGAGCAAAAAGAACAGCAGGACGCAAGCCTACCGATGGAACAAAGGTTGTC
 TCTCATCAATACAGGAGAAATTCAGCTTCAAATTA ACTATGATCTTGAAATCTCATAATACATATTC
 TCCAAGCAAGAAATCTTGTCTCGAGACAACAATGGTTATTCTGACCCTTTTGTGAAAGTGTACCTTCT
 TCCAGGGAGAGGTCAAGTCATGGTTGTCCAGAATGCAAGTGTGAGTACAAGAGAAGGACTAAACATGTC
 CAGAAAAGTCTTAATCCTGAGTGGAAATCAAACAGTAATTTATAAAAAGTATTTCCATGGAACAGCTCAAGA
 AGAAAACACTGGAGGTGACAGTTTGGGATTATGATAGATTTTCATCCAACGACTTCTTGGGGAGGTATT
 GATTGATTTATCTAGCACATCTCACCTCGATAACTCCAAGGTGGTATCCTCTCAAAGAACAGACTGAA
 AGCATTGATCATGGCAAGTCTATTCCAGTCAGAGCAGCCAGCAGTCCCCAAAGCCATCTGTTATCAAAA
 GCAGAAGCCATGGTATCTTCCCTGACCCATCAAAGGACATGCAGGTTCCACCATTGAGAAAATCCCATAG
 TAGTCCTGGTAGCTCAAATCATCATCAGAAGGCCATCTCCGTTCTCATGGACCATCTCGCAGTCAAAGC
 AAAACCAGCGTCACTCAGACCCACTGGAAGATGCAGGGGCTGCCATAGCTGCTGCCAAGCTGCCGTGC
 AACAACTCCGATTCAACCAAGTAAAAGACGCAAA

ACGCGTACGCGGCCGCTCGAG – GFP Tag – GTTTAA

Protein Sequence:

>RG235414 representing NM_014510
 Red=Cloning site Green=Tags(s)

MGNEASLEGEGLPEGLAAAAAAGGGASGAGSPSHTAIPAGMEADLSLSEEERRQIAAVMSRAQGLPKGS
 VPPAAAESPSMHRKQELDSSHPPKQSGRPPDPGRPAQPLSKSRTTDTFRSEQKLPGRSPSTISLKESKS
 RTDLKEEHKSSMMPGFLSEVNALSAVSSVVNKFNPFDLISDSEASQEETTKKQKVQKEQKPEGI IKPP
 LQQQPPKPIPKQQGPRDPLQQDGTPKSIS SQPEKIKSQPPGTGKPIQGPTQTPQTDHAKLPLQRDASR
 PQTQADIVRGESVKPSLPSKPPIQPTPGKPPAQQPGHEKSQPGPAKPPAQPSGLTKPLAQQPGTVK
 PPVQPPGTTKPPAQPLGPAKPPAQQTGSEKPSSEQPGPKALAQPPGVGKTPAQQPGPAKPPPTQQVGT
 PKPLAQQPGLQSPAKAPGPTKTPVQQPGPGKIPAAQQAGPGKTS AQQTGPTKPPSQLPGPAKPPQPPGPAKPP
 PQQPGSAKPPSQPGSTKPPQPPGPAKPSQPPGSTKPPSQPGSAKPSAQQPSAKPSAQQSTKPVSVQ
 TGS GKPLQPPTVSPSAKQPPSQGLPKTICPLCNTTELLLVPEKANFNTCTECQTTVCSLCGFNPNPHLT
 EVKEWLC LNCQMKRALGGDLAPVPSSPQPKLKTAPVTTTSAVSKSSPQPPQTS PKDAAPKQDLSKAPEP
 KKPPPLVKQPTLHGSPSAKAKQPPEADLSKPAKPEKPSVPSEQDKAPVADDKPKQPKMVKPTTDLVSSS
 SATTKPDIPSSKVQSAEETTPPLKTDSAKPSQSFPTGKVSFPDSKAI PRPASDSKII SHPGPSSS

KGQKQVDPVQKKEEPKKAQTKMSPKPKDAKMPKGSPTPPGPRPTAGQTVPTPQQSPKPQEQRSLNLG
SITDAPKSQPTTPQETVTGKLFQGFASIFSQASNLISTAGQPGPHSQSGPGAPMKQAPAPSQPPTSQGGP
KSTGQAPPAPAKSIPVKKETKAPAAEKLEPKAEQAPTVKRTETEKKPPPDKSKSLTAEPQKAVLPTKLE
KSPKPESTCPLCKTELNIGSKDPPNFNTCTECKNQVCNLGCFNPTPHLTEIQEWLCLNCQTQRAISGQLG
DIRKMPPAPSGPKASMPVPTSSSQKTAVPPQVKLVKKQEVEKTEAEKVILEKVKETLSMEKIPPMVT
TDQKQEEKLEKDKASALQEKPLPEEKLIPEEEKIRSEEKPLLEEKPTPEDKLLPEAKTSAPEEQ
KHDLLKSQVQIAEKKLEGRVAPKTVQEGKQPQTKMEGLPSGTPQSLPKEDDKTTKIKEQPQPPCTAKPD
QVEPGKEKTEKEDDKSDTSSSQPKSPQGLSDTGYSSDGISSSLGEIPSLIPTDEKDILKGLKDKDSFSQE
SSPSSPSDLAKLESTVLSILEAQASTLADEKSEKKTQPHEVSPEQPKDQEKTSQSLSETLEITISEEIKE
SQEERKDTFFKDSQDIPSSKDHKESEFVDDITTRREPYDSVEEESSESENVPVQRKRRTSVGSSSSDE
YKQEDSQSGSEEDFIRKQIIEMSADEDASGSEDEFIRNQLKEISSSTESQKKEETKGGKITAGKHRR
LTRKSSTSIDEDAGRHSWHDEDEAFDESPELKYRETKSQESEELVVTGGGLRRFKTIELNSTIADKY
SAESSQKKTSLYFDEPELEMESLTDSPEDRSRGEGLSSSLHASSFTPGTSPTSVSSLDESDSSPSHKKG
ESKQQRKARHRPHGPLLPTIEDSSEEEELREEEELLKEQEKQREIEQQQRKSSSKKSKKDKDELRAQRRR
ERPKTPPSNLSPIEDASPTTEELRQAAMEELHRSSCSEYSPSIESDPEGFEISPEKIIIEVQVYKLPATAV
SLYSPTDEQSIMQKESQKALKSAEMEEMHKTHKYKAFPAANERDEVFEKEPLYGGMLIEDYIYESL
VEDTYNGSVDGSLLRQEEENGFMQKQGREQKIRLSEQIYEDPMQKITDLQKEFYELESLSHVVPQEDIV
SSSFIIPESHEIVDLGTMVSTEEERKLLDADAAYEELMKRQQMQLTPGSSPTQAPIGEDMTESTMDFDR
MPDASLTSSVLSGASLTDSTSSATLSIPDVKITQHFSTEEIEDEYVTDYTRIEQEI IAHESLILTYSEPS
ESATSVPPSDTPTSLTSSVSSVCTDSSSPITLDSITTVYTEPVDMITKFEDSEEISSSTYFPGSIIDYP
EISVSLDRTAPPDGRASADHIVISLSDMASSIIESVVPKPEGPVADTVSTDLLISEKDPVKKAKKETGN
GIILEVLEAYRDKKELEAERTKSSLSETVFDHPPSSVIALPMKEQLSTTYFTSGTEFGQEKPASQLPSGS
PSVSSLPKPRPFRSSSLDISAQPP
TATPLFDAVTTLETTAVLRNSLPVTRICTTAPPVPPKSSIPSGLVFTHRPEPSKPIAPKPVIPQLP
TTTQKPTDIHPKPTGLSLTSSMTLNLVTSADYKLPSPSPLSPHNSKSSPRFSKSLTETVYVITLSEPG
TPTDSSASQAITSWPLGSPSKDLVSVPEVFSVVPVTAVEIPISSSEQTFYISGALQTFSATPVTAPESSFQ
AAPTSTVQFLTTEVSKTEVSATRSTAPSVGLSSISITIPPEPLALDNIHLEKPKYKEDGKQLVGDVIDL
RTVPKVEVKTDDKCIDLSASTMDVKRQITANEVYKQISAVQPSIINLVTSSIVTPVSLATETVTFVTC
TASASYTTGTESLVGAHAMTTPLQLTTSKHAEPYRIPSDQVFIAREEAPINLSLGTPAHAVTLAITK
PVTVPPVGVTVNGWTDSTVSQGITDGEVDLSTTKSHRTVVTMDESTSSVMTKIIEDEKPVDLTAGRRVC
CDVVYKLPFGRSCTAQQPATTLPEDRFGRDDHYQYDRSGPYGYRIGGMKPSMSDNLAEAGHFYKSK
NAFDYSEGTDTAVDLTSGRVTTGEVMDYSSKTTGPYPETRQVISGAGISTPQYSTARMTPPPGQYCVGS
VLRSSNGVYSSVATPTPTSTFAITTPGSIFFSTTVRDLSGIHTADAVTSLPAMHHSQPMRPSYFITGAS
ETDIAVTGIDISASLQITMESLTAETIDSVPTLTTASEVFEVVGDESALLIVPEEDKQQQLDLEREL
LELEKIKQQRFAEELEWERQEIQRFREKIMVQKLEELQSMKQHLLFQQEERQAQFMMRQETLAQQQ
LQLEQIQQLQQQLHQLEEQKIRQIYQYNDPSGTASPQTTEQAILEGQYAALEGSQFWATEDATTTAS
AVVAIEIPQSQGWYTVQSDGVTQYIAPPGLSTVSEIPLTDVVVKEEKQPKKRSSGAKVRGQYDDMGEM
TDDPRSFKKIVDSGVQTDDEDATDRSYVSRRRRTKKSVDTSVQTDDEDQDEWDMPTRSRRKARVGYGDS
MTEADKTKPLSKVSSIAVQTVAEISVQTEPVGTIRTPSIRARVDAKVEIKHISAPEKTYKGGSLGCQTE
ADSDTQSPQYLSATSPPKDKRPTPLEIGYSSHLRADSTVQLAPSPPKSPKVLVSPISPLSPGKALESF
VPYEKPLPDDISPOKVLHPDMAKVPPASPKAKMMQRSMSPKPLSPTADESSRAPFYTEGYTTKGSQT
MTSSGAQKVKRTPNPPPEEISTGTQSTFSTMGTVSRRRICRTNTMARAKILQDIDRELDLVERESAKL
RKKQAELDEEKEIDAKLRYLEMGINRRKEALLKEREKREAYLQGVAEDRDYMSDSEVSSRTPRIESQ
HGIERPRTAPQTEFSQFIPPQTQTESQLVPPTSPYTQYQYSSPALPTQAPTSYTTQSSHFEQQLYHQQVS
PYQTQPTFQAVATMSFTPQVQPTPTPQPSYQLPSQMMVIQKPRQTTLYLEPKITSNYEVRNQPLMIAP
VSTDNTFAVSHLGSKYNSLDLRIGLEERSMSSPSSISSADSFYADIDHHTPRNYVLIDDIGEITKGTAL
ALSTAFSLHEKDLSKTDRLRTTETRRSQEVDFLAPLQSSSRLHSYVKAEDPMEDPYELKLLKHQIKQ
EFRRGTESLDHLAGLSHYHADTSYRHFPKSEKYSISRLTLEKQAAKQLPAAILYQKQSKHKSLIDPKM
SKFSPIQESRDLEPDYSSYMTSSTSSIGGSSRARLLQDDITFGLRKNITDQKQFMGSSSLGTGLTGLNT
IRSALQDEADKPYSSGSRSPSSRPSSVYGLDLIKRDSSSSSRLRKAQEAALDVSFSSHSSARTKPT
SLPISQSRGRIPIVAQNSEESPLSPVQPMGMARAAAGPLPPIADTRDQFGSSSHLPEVQQHMREESR
TRGYDRDIAFIMDDFQHAMSDEAYHLRREETDWFDPRESRLENGHGLDRKPERLVHSRPLSQHQEQI

IQMNGKTMHYIFPHARIKITRDSKDHTVSGNGLGIRIVGGKEIPGHSGEIGAYIAKILPGGSAEQTGKLM
 EGMQVLEWNGIPLTSKTYEEVQSIISQQSGEAEICVRLDLNMLSDSENSQHLELHEPPKAVDKAKSPGVD
 PKQLAAELQKVSLQQSPLVLSVVVEKGSVHVSHPGPTAGSSSVSPGQPGSPSVSKKKHGGSSKPTDGTQVV
 SHPITGEIQLQINYLGNLIIHILQARNLVPDRNNGYSDPFVKVYLLPGRGQVMVVQNASAEYKRRTKHV
 QKSLNPEWNQTVIYKISMEQLKKKTLEVTVDYDRFSSNDFLGEVLIDLSSSHLDNTPRWYPLKEQTE
 SIDHGKSHSSQSSQSPKPSVIKSRSHGIFDPDSKMQVPTIEKSHSSPGSSKSSSEGHLSHGSPRSQS
 KTSVTQTHLEDAGAAIAAAEAQVQLRIQPSKRRK

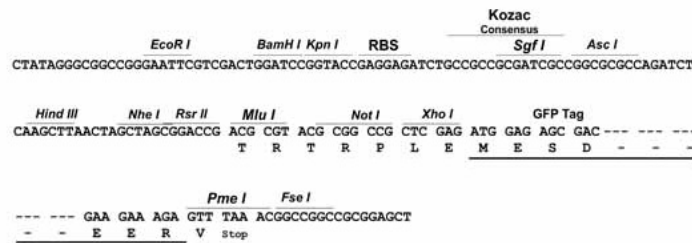
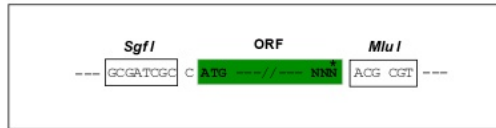
TRTRPLE - GFP Tag - V

Restriction Sites:

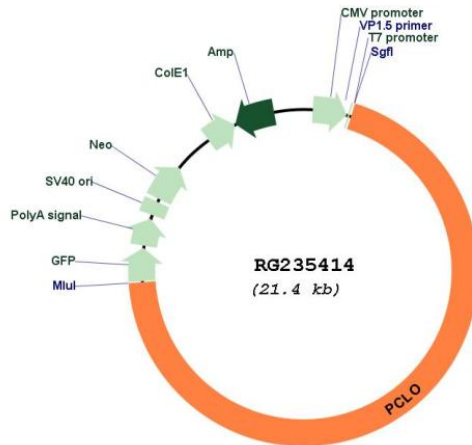
SgfI-MluI

Cloning Scheme:

Cloning sites used for ORF Shuttling:



Plasmid Map:



ACCN:

NM_014510

ORF Size:

14805 bp

OTI Disclaimer:	<p>Due to the inherent nature of this plasmid, standard methods to replicate additional amounts of DNA in E. coli are highly likely to result in mutations and/or rearrangements. Therefore, OriGene does not guarantee the capability to replicate this plasmid DNA. Additional amounts of DNA can be purchased from OriGene with batch-specific, full-sequence verification at a reduced cost. Please contact our customer care team at custsupport@origene.com or by calling 301.340.3188 option 3 for pricing and delivery.</p> <p>The molecular sequence of this clone aligns with the gene accession number as a point of reference only. However, individual transcript sequences of the same gene can differ through naturally occurring variations (e.g. polymorphisms), each with its own valid existence. This clone is substantially in agreement with the reference, but a complete review of all prevailing variants is recommended prior to use. More info</p>
OTI Annotation:	<p>This clone was engineered to express the complete ORF with an expression tag. Expression varies depending on the nature of the gene.</p>
Components:	<p>The ORF clone is ion-exchange column purified and shipped in a 2D barcoded Matrix tube containing 10ug of transfection-ready, dried plasmid DNA (reconstitute with 100 ul of water).</p>
Reconstitution Method:	<ol style="list-style-type: none">1. Centrifuge at 5,000xg for 5min.2. Carefully open the tube and add 100ul of sterile water to dissolve the DNA.3. Close the tube and incubate for 10 minutes at room temperature.4. Briefly vortex the tube and then do a quick spin (less than 5000xg) to concentrate the liquid at the bottom.5. Store the suspended plasmid at -20°C. The DNA is stable for at least one year from date of shipping when stored at -20°C.
RefSeq:	<p>NM_014510.3</p>
RefSeq Size:	<p>17095 bp</p>
RefSeq ORF:	<p>14808 bp</p>
Locus ID:	<p>27445</p>
UniProt ID:	<p>Q9Y6V0</p>
Cytogenetics:	<p>7q21.11</p>
Gene Summary:	<p>The protein encoded by this gene is part of the presynaptic cytoskeletal matrix, which is involved in establishing active synaptic zones and in synaptic vesicle trafficking. Variations in this gene have been associated with bipolar disorder and major depressive disorder. Two transcript variants encoding different isoforms have been found for this gene. [provided by RefSeq, Nov 2011]</p>