

## Product datasheet for **RG232510**

### UGT2B28 (NM\_001207004) Human Tagged ORF Clone

#### Product data:

Product Type:	Expression Plasmids
Product Name:	UGT2B28 (NM_001207004) Human Tagged ORF Clone
Tag:	TurboGFP
Symbol:	UGT2B28
Mammalian Cell Selection:	Neomycin
Vector:	pCMV6-AC-GFP (PS100010)
E. coli Selection:	Ampicillin (100 ug/mL)
ORF Nucleotide Sequence:	>RG232510 representing NM_001207004 Red=Cloning site Blue=ORF Green=Tags(s)

TTTTGTAATACGACTCACTATAGGGCGGCCGGAATTCGTCGACTGGATCCGGTACCGAGGAGATCTGCC  
GCC**CGATCGCC**

ATGGCTCTGAAGTGGACTTCAGTTCCTTCTGCTGATACATCTCGGTTGTTACTTTAGCTCTGGGAGTTGTG  
GAAAGGTGCTGGTGTGGACCGTGAATACAGCCATTGGATGAATATGAAGACAATCCTGAAAGAGCTTGT  
TCAGAGAGGTCATGAGGTGACTGTACTGGCATCTTCAGCTTCCATTCTTTTTGATCCCAATGACGCATTC  
ACTCTTAACTCGAAGTTTATCCTACATCTTAACTAAAAGTGAATTTGAGAATATCATCATGCAACAGG  
TTAAGAGATGGTCAGACATTCAAAAGATAGCTTTTGGTTATATTTTTCACAAGAACAAGAAATCCTGTG  
GGAATTTTCATGACATATTTAGAACTTCTGTAAAGATGTAGTTTCAAATAAGAAAAGTTATGAAAAACTA  
CAAGAGTCAAGATTTGACATCATTTTTGACAGATGCTTTTTTCTTGTGGTGAAGTGTGCTGGCTGCGCTAC  
TTAACATACCGTTTGTGTACAGTCTCTGCTTCACTCCTGGCTACACAATTGAAAGGCACAGTGGAGGACT  
GATTTTCCCTCCTCCTACATACCTGTTGTTATGTCAAATTAAGTGATCAAATGACTTTTCATGGAGAGG  
GTAAAAACATGATCTATGTGCTTTATTTTACTTTTGGTTCCAAATGTGTGATATGAAGAAGTGGGATC  
AGTTTTACAGTGAAGTTTAGGAAGACCCACTACCTTATTTGAGACAATGGGAAAGCTGACATATGGCT  
TATGCGAACTCCTGGAGTTTTCAATTTCTCATCCATTCTACCAAACATTGATTTTGTGGAGGACTC  
CACTGCAAACCTGCCAAACCCCTACCTAAGGAAATGGAGGAATTTGTACAGAGCTCTGGTAAAAATGGTG  
TTGTGGTGTCTCTGGGTGAGTATAAGTAACATGACAGCAGAAAGGCCAACGTAATTGCAACAGC  
CCTTGCCAAGATCCCACAAAAGATA

**ACGCGT**ACGCGGCCGCTCGAG - GFP Tag - GTTTAA



[View online »](#)

**Protein Sequence:** >RG232510 representing NM\_001207004  
Red=Cloning site Green=Tags(s)

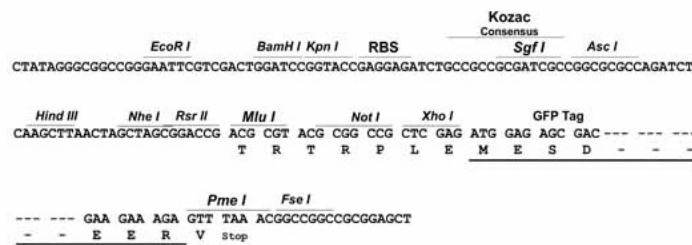
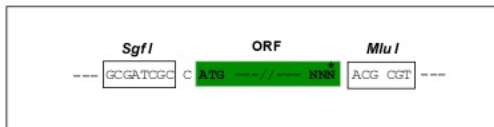
MALKWTSVLLLIHLGCFSSGSCGKVLVWTGEYSHWMNMKILKELVQRGHEVTVLASSASILFDPNDAF  
 TLKLEVYPTSLTKTEFENIIMQQVKRWSDIQKDSFWLYFSQEQEILWEFHDI FRNFCKDVVSNKKVMKKL  
 QESRFDIIFADAFPCGELLAALLNIPFVYSLCFTPGYTIERHSGGLIFPPSYIPVVMKLSQDMTFMER  
 VKNMIYVLYDFWFQCMDKMKWDQFYSEVLGRPTTLFETMGKADIWLMRNSWSFQFPHFPLPNIDFVGG  
 HCKPAKPLPKEMEEFVQSSGENGVVVFSLGSVISNMTAERANVIATALAKIPQKI

TRTRPLE - GFP Tag - V

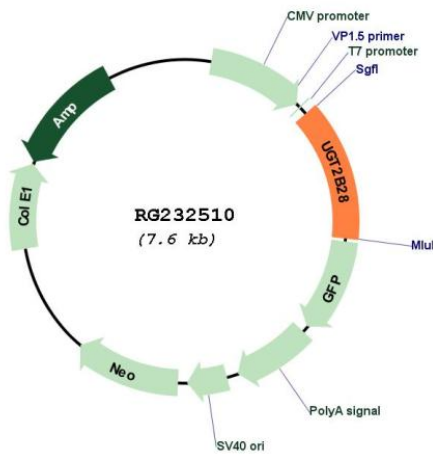
**Restriction Sites:** SgfI-MluI

**Cloning Scheme:**

Cloning sites used for ORF Shutting:



**Plasmid Map:**



**ACCN:** NM\_001207004

**ORF Size:** 1005 bp

<b>OTI Disclaimer:</b>	The molecular sequence of this clone aligns with the gene accession number as a point of reference only. However, individual transcript sequences of the same gene can differ through naturally occurring variations (e.g. polymorphisms), each with its own valid existence. This clone is substantially in agreement with the reference, but a complete review of all prevailing variants is recommended prior to use. <a href="#">More info</a>
<b>OTI Annotation:</b>	This clone was engineered to express the complete ORF with an expression tag. Expression varies depending on the nature of the gene.
<b>Components:</b>	The ORF clone is ion-exchange column purified and shipped in a 2D barcoded Matrix tube containing 10ug of transfection-ready, dried plasmid DNA (reconstitute with 100 ul of water).
<b>Reconstitution Method:</b>	<ol style="list-style-type: none"><li>1. Centrifuge at 5,000xg for 5min.</li><li>2. Carefully open the tube and add 100ul of sterile water to dissolve the DNA.</li><li>3. Close the tube and incubate for 10 minutes at room temperature.</li><li>4. Briefly vortex the tube and then do a quick spin (less than 5000xg) to concentrate the liquid at the bottom.</li><li>5. Store the suspended plasmid at -20°C. The DNA is stable for at least one year from date of shipping when stored at -20°C.</li></ol>
<b>RefSeq:</b>	<a href="#">NM_001207004.2</a>
<b>RefSeq Size:</b>	1543 bp
<b>RefSeq ORF:</b>	1008 bp
<b>Locus ID:</b>	54490
<b>UniProt ID:</b>	<a href="#">Q9BY64</a>
<b>Cytogenetics:</b>	4q13.2
<b>Protein Families:</b>	Transmembrane
<b>Protein Pathways:</b>	Androgen and estrogen metabolism, Ascorbate and aldarate metabolism, Drug metabolism - cytochrome P450, Drug metabolism - other enzymes, Metabolic pathways, Metabolism of xenobiotics by cytochrome P450, Pentose and glucuronate interconversions, Porphyrin and chlorophyll metabolism, Retinol metabolism, Starch and sucrose metabolism
<b>Gene Summary:</b>	This gene encodes a member of the uridine diphosphoglucuronosyltransferase protein family. The encoded enzyme catalyzes the transfer of glucuronic acid from uridine diphosphoglucuronic acid to a diverse array of substrates including steroid hormones and lipid-soluble drugs. This process, known as glucuronidation, is an intermediate step in the metabolism of steroids. Two transcript variants encoding different isoforms have been found for this gene. While both isoforms are targeted to the endoplasmic reticulum, only the longer isoform appears to be active. [provided by RefSeq, May 2011]