

Product datasheet for **RG231874**

ATP6V0C (NM_001198569) Human Tagged ORF Clone

Product data:

Product Type: Expression Plasmids
Product Name: ATP6V0C (NM_001198569) Human Tagged ORF Clone
Tag: TurboGFP
Symbol: ATP6V0C
Synonyms: ATP6C; ATP6L; ATPL; VATL; Vma3; VPPC
Mammalian Cell Selection: Neomycin
Vector: pCMV6-AC-GFP (PS100010)
E. coli Selection: Ampicillin (100 ug/mL)
ORF Nucleotide Sequence: >RG231874 representing NM_001198569
 Red=Cloning site Blue=ORF Green=Tags(s)

TTTTGTAATACGACTCACTATAGGGCGGCCGGAATTCGTCGACTGGATCCGGTACCGAGGAGATCTGCC
 GCC**CGATCGCC**

ATGTCGAGTCCAAGAGCGGCCCGAGTATGCTTCGTTTTTCGCCGTCATGGGCGCCTCGGCCGCCATGG
 TCTTCAGCGCCCTGGCGCTGCCTATGGCACAGCCAAGAGCGGTACCGGCATTGCGGCCATGTCTGTCAT
 GCGGCCGAGCAGATCATGAAGTCCATCATCCAGTGGTCATGGCTGGCATCATCGCCATCTACGGCCTG
 GTGGTGGCAGTCCATCGCCAACCTCCGAATGACGACATCAGCCTCTACAAGAGCTTCTCCAGCTGG
 GCGCCGCGCTGAGCGTGGCCTGAGCGGCTGGCAGCCGGCTTTGCCATCGGCATCGTGGGGGACGCTGG
 CGTGCGGGGACCGCCAGCAGCCCGACTATTCGTGGGCATGATCCTGATTCTCATCTTCGCCGAGGTG
 CTCGGCCTCTACGGTCTCATCGTCGCCCTCATCTCTCCACAAAG

ACGCGTACGCGGCCGCTCGAG - GFP Tag - GTTTAA

Protein Sequence: >RG231874 representing NM_001198569
 Red=Cloning site Green=Tags(s)

MSEKSGPEYASFFAVMGASAAMVFSALGAAYGTAKSGTGIAAMSVMRPEQIMKSIIPVVMAGIIAIYGL
 VVAVLIANSLNDDISLYKSFLQLGAGLSVGLSGLAAGFAIGIVGDAGVRGTAQQPRLFVGMILILIFAEV
 LGLYGLIVALILSTK

TRTRPLE - GFP Tag - V

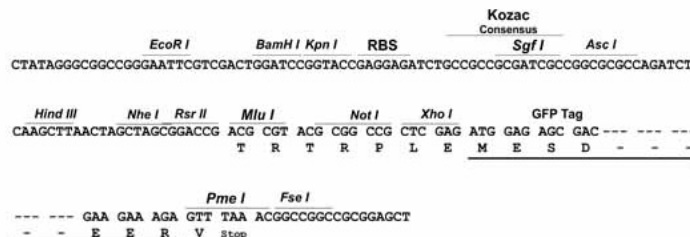
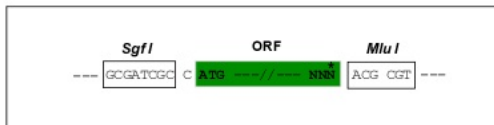
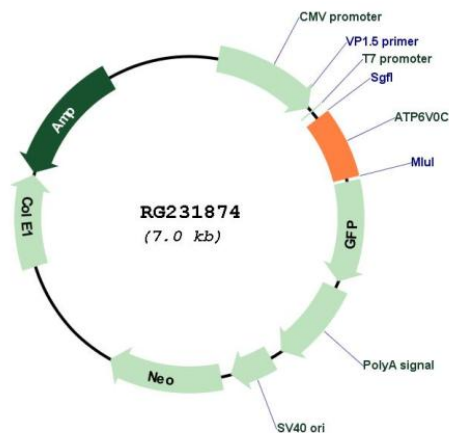
Restriction Sites: SgfI-MluI



[View online »](#)

Cloning Scheme:

Cloning sites used for ORF Shutting:


Plasmid Map:

ACCN: NM_001198569

ORF Size: 465 bp

OTI Disclaimer: The molecular sequence of this clone aligns with the gene accession number as a point of reference only. However, individual transcript sequences of the same gene can differ through naturally occurring variations (e.g. polymorphisms), each with its own valid existence. This clone is substantially in agreement with the reference, but a complete review of all prevailing variants is recommended prior to use. [More info](#)
OTI Annotation: This clone was engineered to express the complete ORF with an expression tag. Expression varies depending on the nature of the gene.

Components:	The ORF clone is ion-exchange column purified and shipped in a 2D barcoded Matrix tube containing 10ug of transfection-ready, dried plasmid DNA (reconstitute with 100 ul of water).
Reconstitution Method:	<ol style="list-style-type: none">1. Centrifuge at 5,000xg for 5min.2. Carefully open the tube and add 100ul of sterile water to dissolve the DNA.3. Close the tube and incubate for 10 minutes at room temperature.4. Briefly vortex the tube and then do a quick spin (less than 5000xg) to concentrate the liquid at the bottom.5. Store the suspended plasmid at -20°C. The DNA is stable for at least one year from date of shipping when stored at -20°C.
RefSeq:	<u>NM_001198569.1, NP_001185498.1</u>
RefSeq Size:	1021 bp
RefSeq ORF:	468 bp
Locus ID:	527
UniProt ID:	<u>P27449</u>
Cytogenetics:	16p13.3
Protein Families:	Transmembrane
Protein Pathways:	Epithelial cell signaling in Helicobacter pylori infection, Lysosome, Metabolic pathways, Oxidative phosphorylation, Vibrio cholerae infection
Gene Summary:	<p>This gene encodes a component of vacuolar ATPase (V-ATPase), a multisubunit enzyme that mediates acidification of eukaryotic intracellular organelles. V-ATPase dependent organelle acidification is necessary for such intracellular processes as protein sorting, zymogen activation, receptor-mediated endocytosis, and synaptic vesicle proton gradient generation. V-ATPase is composed of a cytosolic V1 domain and a transmembrane V0 domain. The V1 domain consists of three A and three B subunits, two G subunits plus the C, D, E, F, and H subunits. The V1 domain contains the ATP catalytic site. The V0 domain consists of five different subunits: a, c, c', c", and d. This gene encodes the V0 subunit c. Alternative splicing results in transcript variants. Pseudogenes have been identified on chromosomes 6 and 17. [provided by RefSeq, Nov 2010]</p>