OriGene Technologies, Inc.
9620 Medical Center Drive, Ste 200
Rockville, MD 20850, US
Phone: +1-888-267-4436
https://www.origene.com
techsupport@origene.com
EU: info-de@origene.com
CN: techsupport@origene.cn

Product datasheet for RG231808

RPL13A (NM_001270491) Human Tagged ORF Clone

Product data:

Product Type:	Expression Plasmids
Product Name:	RPL13A (NM_001270491) Human Tagged ORF Clone
Tag:	TurboGFP
Symbol:	RPL13A
Synonyms:	L13A; TSTA1
Mammalian Cell Selection:	Neomycin
Vector:	pCMV6-AC-GFP (PS100010)
E. coli Selection:	Ampicillin (100 ug/mL)

ORF Nucleotide Sequence:

```
>RG231808 representing NM_001270491
Red=Cloning site Blue=ORF Green=Tags(s)

TTTTGTAATACGACTCACTATAGGGCGGCCGGGAATTCGTCGACTGGATCCGGTACCGAGGAGATCTGCC
GCCGCGATCGCC

ATGAACACCAACCCTTCCCGAGGCCCCTACCACTTCCGGGCCCCCAGCCGCATCTTCTGGCGGACCGTGC
GAGGTATGCTGCCCCACAAAACCAAGCGAGGCCAGGCCGCTCTGGACCGTCTCAAGGTGTTTGACGGCAT
CCCACCGCCCTACGACAAGAAAAAGCGGATGGTGGTTCCTGCTGCCCTCAAGGTCGTGCGTCTGAAGCCT
ACAAGAAAGTTTGCCTATCTGGGGCGCCTGGCTCACGAGGTTGGCTGGAAGTACCAGGCAGTGACAGCCA
CCCTGGAGGAGAAGAGGAAAGAGAAAGCCAAGATCCACTACCGGAAGAAGAAACAGCTCATGAGGCTACG
GAAACAGGCCGAGAAGAACGTGGAGAAGAAAATTGACAAATACACAGAGGTCCTCAAGACCCACGGACTC
CTGGTC

ACGCGTACGCGGCCGCTCGAG - GFP Tag -  GTTTAA
```

Protein Sequence:

```
>RG231808 representing NM_001270491
Red=Cloning site Green=Tags(s)

MNTNPSRGPYHFRAPSRIFWRTVRGMLPHKTKRGQAALDRLKVFDGIPPPYDKKKRMVVPAALKVVRLKP
TRKFAYLGRLAHEVGWKYQAVTATLEEKRKEKAKIHYRKKKQLMRLRKQAEKNVEKKIDKYTEVLKTHGL
LV

TRTRPLE - GFP Tag -  V
```

Restriction Sites: SgfI-MluI

This product is to be used for laboratory only. Not for diagnostic or therapeutic use.
©2024 OriGene Technologies, Inc., 9620 Medical Center Drive, Ste 200, Rockville, MD 20850, US

View online »

Cloning Scheme:

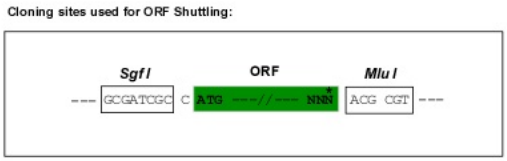

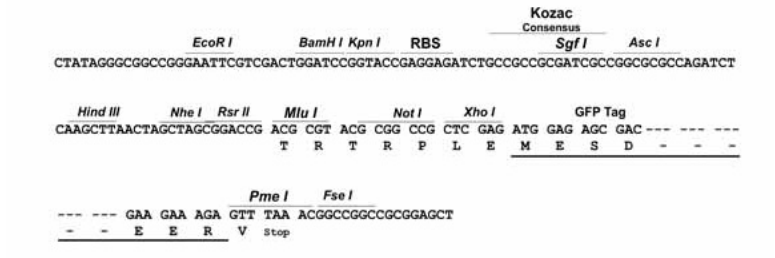

ACCN:	NM_001270491
ORF Size:	426 bp
OTI Disclaimer:	The molecular sequence of this clone aligns with the gene accession number as a point of reference only. However, individual transcript sequences of the same gene can differ through naturally occurring variations (e.g. polymorphisms), each with its own valid existence. This clone is substantially in agreement with the reference, but a complete review of all prevailing variants is recommended prior to use. More info
OTI Annotation:	This clone was engineered to express the complete ORF with an expression tag. Expression varies depending on the nature of the gene.
Components:	The ORF clone is ion-exchange column purified and shipped in a 2D barcoded Matrix tube containing 10ug of transfection-ready, dried plasmid DNA (reconstitute with 100 ul of water).
Reconstitution Method:	1. Centrifuge at 5,000xg for 5min. 2. Carefully open the tube and add 100ul of sterile water to dissolve the DNA. 3. Close the tube and incubate for 10 minutes at room temperature. 4. Briefly vortex the tube and then do a quick spin (less than 5000xg) to concentrate the liquid at the bottom. 5. Store the suspended plasmid at -20°C. The DNA is stable for at least one year from date of shipping when stored at -20°C.
RefSeq:	NM_001270491.1, NP_001257420.1
RefSeq Size:	1120 bp
RefSeq ORF:	429 bp
Locus ID:	23521
UniProt ID:	P40429

This product is to be used for laboratory only. Not for diagnostic or therapeutic use.
©2024 OriGene Technologies, Inc., 9620 Medical Center Drive, Ste 200, Rockville, MD 20850, US

Cytogenetics: 19q13.33

Protein Pathways: Ribosome

Gene Summary: Ribosomes, the organelles that catalyze protein synthesis, consist of a small 40S subunit and a large 60S subunit. Together these subunits are composed of 4 RNA species and approximately 80 structurally distinct proteins. This gene encodes a member of the L13P family of ribosomal proteins that is a component of the 60S subunit. The encoded protein also plays a role in the repression of inflammatory genes as a component of the IFN-gamma-activated inhibitor of translation (GAIT) complex. This gene is co-transcribed with the small nucleolar RNA genes U32, U33, U34, and U35, which are located in the second, fourth, fifth, and sixth introns, respectively. As is typical for genes encoding ribosomal proteins, there are multiple processed pseudogenes of this gene dispersed throughout the genome. Alternatively spliced transcript variants encoding multiple isoforms have been observed for this gene. [provided by RefSeq, Jul 2012]

Product images:

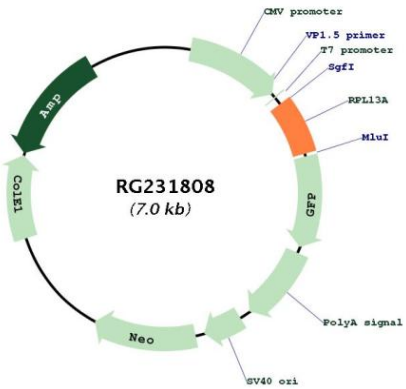

Circular map for RG231808

This product is to be used for laboratory only. Not for diagnostic or therapeutic use.
©2024 OriGene Technologies, Inc., 9620 Medical Center Drive, Ste 200, Rockville, MD 20850, US