

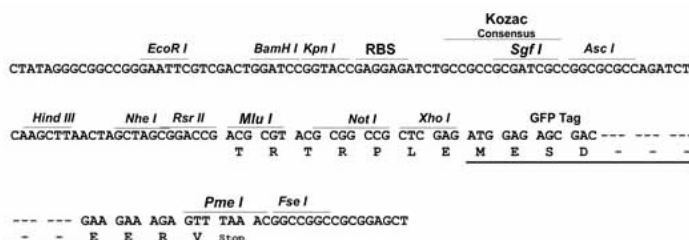
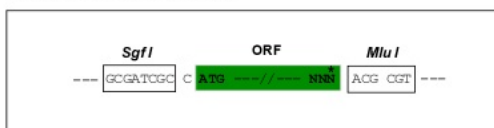
Product datasheet for RG231508

WNT5A (NM_001256105) Human Tagged ORF Clone

Product data:

Product Type:	Expression Plasmids
Product Name:	WNT5A (NM_001256105) Human Tagged ORF Clone
Tag:	TurboGFP
Symbol:	WNT5A
Synonyms:	hWNT5A
Mammalian Cell Selection:	Neomycin
Vector:	pCMV6-AC-GFP (PS100010)
E. coli Selection:	Ampicillin (100 ug/mL)
Restriction Sites:	SgfI-MluI
Cloning Scheme:	

Cloning sites used for ORF Shuttling:



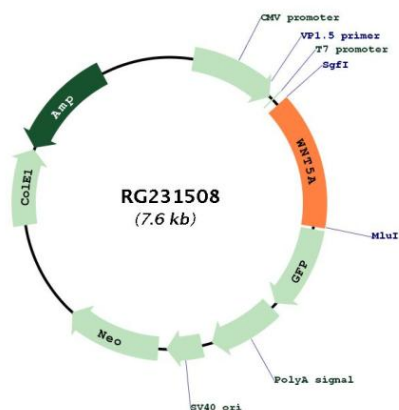
ACCN:	NM_001256105
ORF Size:	1095 bp



[View online »](#)

OTI Disclaimer:	The molecular sequence of this clone aligns with the gene accession number as a point of reference only. However, individual transcript sequences of the same gene can differ through naturally occurring variations (e.g. polymorphisms), each with its own valid existence. This clone is substantially in agreement with the reference, but a complete review of all prevailing variants is recommended prior to use. More info
OTI Annotation:	This clone was engineered to express the complete ORF with an expression tag. Expression varies depending on the nature of the gene.
Components:	The ORF clone is ion-exchange column purified and shipped in a 2D barcoded Matrix tube containing 10ug of transfection-ready, dried plasmid DNA (reconstitute with 100 ul of water).
Reconstitution Method:	<ol style="list-style-type: none"> 1. Centrifuge at 5,000xg for 5min. 2. Carefully open the tube and add 100ul of sterile water to dissolve the DNA. 3. Close the tube and incubate for 10 minutes at room temperature. 4. Briefly vortex the tube and then do a quick spin (less than 5000xg) to concentrate the liquid at the bottom. 5. Store the suspended plasmid at -20°C. The DNA is stable for at least one year from date of shipping when stored at -20°C.
Note:	Plasmids are not sterile. For experiments where strict sterility is required, filtration with 0.22um filter is required.
RefSeq:	NM_001256105.1 , NP_001243034.1
RefSeq Size:	5599 bp
RefSeq ORF:	1098 bp
Locus ID:	7474
UniProt ID:	P41221
Cytogenetics:	3p14.3
Protein Families:	Adult stem cells, Cancer stem cells, Druggable Genome, ES Cell Differentiation/IPS, Secreted Protein, Stem cell relevant signaling - Wnt Signaling pathway
Protein Pathways:	Basal cell carcinoma, Hedgehog signaling pathway, Melanogenesis, Pathways in cancer, Wnt signaling pathway
Gene Summary:	The WNT gene family consists of structurally related genes which encode secreted signaling proteins. These proteins have been implicated in oncogenesis and in several developmental processes, including regulation of cell fate and patterning during embryogenesis. This gene encodes a member of the WNT family that signals through both the canonical and non-canonical WNT pathways. This protein is a ligand for the seven transmembrane receptor frizzled-5 and the tyrosine kinase orphan receptor 2. This protein plays an essential role in regulating developmental pathways during embryogenesis. This protein may also play a role in oncogenesis. Mutations in this gene are the cause of autosomal dominant Robinow syndrome. Alternate splicing results in multiple transcript variants. [provided by RefSeq, Jan 2012]

Product images:



Circular map for RG231508