

Product datasheet for **RG230751**

RIF1 (NM_001177665) Human Tagged ORF Clone

Product data:

Product Type:	Expression Plasmids
Product Name:	RIF1 (NM_001177665) Human Tagged ORF Clone
Tag:	TurboGFP
Symbol:	RIF1
Mammalian Cell Selection:	Neomycin
Vector:	pCMV6-AC-GFP (PS100010)
E. coli Selection:	Ampicillin (100 ug/mL)
ORF Nucleotide Sequence:	>RG230751 representing NM_001177665 Red=Cloning site Blue=ORF Green=Tags(s)

TTTTGTAATACGACTCACTATAGGGCGGCCGGAATTCGTCGACTGGATCCGGTACCGAGGAGATCTGCC
GCC**CGATCGCC**

ATGACGGCCAGGGGTCAGAGCCCCCTCGCGCCGCTGTTGGAGACTTTGGAAGACCCTTCTGCCTCCCATG
GAGGGCAGACTGACGCTTACCTGACTCTGACCAGTCGTATGACTGGAGAAGAAGGAAAAGAAGTAATTAC
AGAAATTGAGAAAAAATTCCTCGGCTGTACAAAGTTTTAAAGACTCACATTTCCAGTCAAACTCGGAG
CTGAGTAGTGCTGCTCTACAAGCCCTGGGTTTTGCTTATATAATCCAAAATTACCTCAGAATTATCAG
AGGCAAATGCTCTAGAATTGCTTCAAATTTGAATGATACCATAAGAATTCAGACAAAATGACGTAC
TAGAGCACTTTGGGTGATATCTAAGCAGACATTTCCCTCTGAAGTGTTGGCAAAATGGTATCCAGTATA
ATTGATTCATTAGAAATACTGTTTAACAAAGGAGAGACGCATTCTGCTGTTGTTGATTTTGAAGCATTAA
ATGTTATCGTAAGGCTAATTGAACAAGCCCAATTCAAATGGGAGAAGAGGCAGTGAGGTGGGCAAACT
GGTCATACCTTTAGTGGTTCATTGAGCAGCAAAAGGTACATTTGCGGGGAGCAACTGCTCTGGAGATGGGA
ATGCCATTATTGCTTCAGAAACAGCAAGAAATAGCATCTATTACGGAGCAGCTTATGACTACTAAATTA
TCTCAGAACTTCAGAAGCTATTTATGAGTAAAAATGAGACTTACGTGTTAAAATATGGCCTTTGTTTGT
CAAATACTTGAAGGACCTTGCATCGAAGTGGGAGTTTCATCAATTCCTCTTGCAACTAGAAGAACTT
GGATTTCTGAGTGGAGCACCCATGATTAAGAAAGATAGCTTTTATTGCTTGAAGAGTTTAAATAGATAATT
TTGCTTTAAATCCAGATATACTATGTAGTGCAAAAAGACTCAAGTTGTTAATGCAGCCTTTGAGTCCAT
CCATGTGAGAACAGAACTCTAGCATTAAACAAACTAGAAGTCTGGTGGTATTTACTGATGAGACTTGGGA
CCTCATCTTCTGCTAATTTTGAACAGGTTTGTGTGCCTCTGATTCAAAGTACAATAAGCATTGATTCTA
ATGCCTCACCTCAGGGCAATTCGTGTCATGTAGCTACATCTCCAGGTTTAAATCCTATGACTCCTGTACA
CAAAGTGCTTCTCCCCGTACGGAGCCCCGGGAACTCCCCGAATGAACCTGAGTTTCAATTTAGGTGGA
ATGGCCACAATCCCATCCATTCACTTTTGGGACTTGAATGTTGCTTCATTTCTGTTGGGTCCAGAAG
CCTTGAGTTTTGCTAAGCAAAAATAACTTGTGCTGAGCTTAGAGCCATTGGAACATCCGTTAATCAGCAG
CCCTTCTTTTTTCCAACATGCAAACTATCACTGCTGTTTCATGATAGCTTTGTTGCAGTTGGA
AAAGATGCCCCCGATGTGGTTGTCAAGTCTATCTGGAAGGAGCTAATTAGCTTGGTGAAGTCAGTTACTG
AATCAGGTAACAAAAAGAGAAACCAGGTTCTGAAGTTTTGACTCTCTTATAAAGTCTTTGGAAGCAT



[View online »](#)

AGTAAAGTCTGAAGTATTTCTGTATCAAAAACGCTGGTCTCATGAAAATTACAATTAAGGACTTCTC
 CAGAAAGTATTAGGTTACCAGCATATCAGGTTGCTAATATGGATATTCTTAATGGAAGTCCAGCTTTGT
 TCTTAATTCATTAATTTTCAACAATTTCTTGGAAATGGTGTATCAGATGAAAGTTCTTTCTCAGTTT
 GGAATCACTTGTAGGCTGTGTTCTTTCTGGTCCAACCTTACCAGTACTTTCAGTGACTCAGTTTAAAT
 GTTATTAATCAAAATGCAAAGCAGTTGGAAAATAAGGAGCATCTCTGGAAAATGTGGAGTGTATAGTCA
 CCCCATTAAGTGAATTGATTAATCAGACCAATGAAGTAAATCAAGGTGATGCCTTAGAACATAATTTTAG
 TGCCATCTAGGTGCATTGACTTTACCAGTAAACCACATTTTTTTCAGAACAGAGATTTCCAGTGGCCACC
 ATGAAGACTTTGCTTAGAACTTGGTTCAGAATTATATAGAGCATTGCTCGTTGTGCTGTTGGTGGCAA
 CAGCAGAAGAGAAGTGTGCTGTGAGGAACTTTCTTCCAAGATAATGTCCAGTTTGAAGATGAAGGCTT
 TTCTAATTTGTTGTTGCTGGATAGAATTATTTATATTACTGTAATGGTTGATTGACTTCTCA
 CCATATAATATTAATATCAGCCCAAAGTTAAATCACCACAGAGACCTTTCAGATTGGTCCAAAAGAAGA
 ATGAGCCCTAGGAAATGACTTCTTTATTTAAACTTATTGTGAAAGTGTATCTTTCTCCACACT
 GAGCTTCAAGGAAGCACATTCTGATACCCTTCTACTATTGGCAACTCAATCACCAGCATTATTTCCAGT
 GTACTTGGGCATATTTCTTTGCCTTCTATGATCCGAAAAATTTGCAACTTTAAACAGACCTCTGGCAT
 TATTTTATGAAAACCTCAAAGCTTGTGAAGTTCCTAAAGTATATAGTTGTCTGAACAACAAGTTAGAAA
 GCTACTGGGAGAAATTTGCTTGTCTGCAATTCAGCTACACCGAACTTATGATAGTGAACCTTCTGAA
 CAACTCTCCCCACTATTATGCATAATTTCTGCACAAGATAAACAGATTGCAAAAACAGAGTGTCTCAGT
 TCTGGAATGCCACTTTTGCCAAAGTGTATGATGTTGGTTTATCCTGAAGAGTTAAAACAGTACTAACACA
 AGCCAAACAAAAATTTCTGCTCCTGTTGCCTGGTTGGAACTGTTGAAATGATGGAGGAATCCAGTGG
 CCATATTTCTGATGGAACAGAAAATTCACAATAAATGTGAAGATAAGTGGCATGGAGAGAAAAATCAAATG
 GAAAAAGAGATTCATTTTGGCACAACAAAGAATAAAAAAGAAAATATGAAACAGCAGCCAAACTGAA
 ACTTGAATCTTCGTTCTTTAAAAGTAAAGGGTGAATTTCTTTGGAAGAGGAAAAGTCTACTGACTTTGTG
 TTTATACCTCCAGAAGGAAAAGATGCAAAGGAAAAGAATTAACCTGATCATCAAAAAGAATTTCTCAAAA
 CAAAGCGTGTGATATTCTGCCATGTATAATAATCTGGATGTTTCCCAAGATACTTTACTACTAGTA
 TAGTCAGGAAGAGCCTATGGAATTCCTACTTTAACAGAAAACCAAAGGAGATTCTAAGATGATGATT
 ACGGAGGAGCAATGGACAGTGACATTGTCTTCTCAAGATGTCACGGAAGACTGTGGTATGGCTGAAC
 ATCTTGAAAAGTCTCCCTTTGCAATAATGAGTGTGGTTCTTTGACAAAACAGTCCAGAAATGTCAAA
 CAGTAATAATGATGAAAGAAAAAAGCTTTAATTTTCAAGGAAAACATCAACTGAATGTGCATCTAGT
 ACAGAAAATCTTTGTTGTCAGCAGTAGTTTCAATACCAGTGTGCTGGAACCTCCCCATACC
 CTACAAGTCGGAGGCAACCTTTATTACTTTGGAGAAGTTTGTGTTTCAAGAAAATAGACCTTTTAGTCC
 ATCCCCCTTGAATAATTTTCACTCAACTGTTACAGTGAAAAATAACCAGGAAACCATGATTAACAGAT
 TTTCTACCAAAAGCAAAGCAAAGAGAAGGGACTTTTTCAAATCTGATTCTGAAAAAATAGTGAATGGAA
 CTAAGAGATCAAGCCGGAGAGCTGGTAAAGCTGAACAAACAGGGAATAAAAGGTCTAAGCCCTAATGAG
 ATCTGAGCCGGAGAAAAATACTGAGGAATCTGTTGAAGGCATTGTAGTCTTAGAAAAAACCACCTGGT
 TTGCTTAATCAACAGAAATGTGTGTGATGATAATCAGGTTTCACTTTCTGAATCTACAATGGAGCATGACA
 ATACAAAGCTTAAAGCAGCAACAGTGGAAAATGCTGTATTATTGGAACTAATACTGTAGAGGAGAAAA
 TGTAGAAATTAATTTGGAATCCAAGAGAAATACACCCCAAGTGTAAATATCAGCAGATCAATGGTAAAT
 GAGGATAGTCAGGTTTCAAGATAACTCCAATCAGAAAACCTTAGACGGTCTTCAAGGCGACGTTCAGAAG
 TAGTAGAGTCTACCACTGAAAGCCAAGATAAGGAAAATAGTCATCAAAAAAGGAACGATGAAAGAA
 AGAAAAACCTCTTCAGAAGAGTCCATTGCATATAAAAGATGATGTGTTACCTAAACAAAAACTGATTGCT
 GAACAACTCTACAGGAGAAATTTAATTGAGAAAGGAAGTAAATTTACATGAGAAGACTCTTGGGAAACTA
 GTGCTAATGCAGAACTGAACAAAATAAAAAAAGGCAGACCCTGAGAACATTAAGTCTGAGGGGGATGG
 TACCCAGGACATTGTAGATAAGTCTCTGAGAACTAGTCAGAGGCCGAACACGGTATCAAACTAGAAGA
 GCATCTCAGGTTTGTCTTCCAGCATTGAAAACCTCAGAATCTGATAGTTCGGAGGCAAAAGAAAGGTT
 CTAGGAAGAAGAGATCTGAAAAATGAAAAACAAAAGCAATGAAAGTGTGACATTCAAGATCAAGAAGA
 GAAAGTGGTGAACAGGAATGTATAAAAGCTGAAAATCAGTCACATGATTATAAAGCAACTTCTGAAGAA
 GATGTAAGCATAAAATCTCCGATTTGCGAAAAACAAGATGAAAGTAACTGTAATATGTCAGGATTCTA
 CAGTAACTTCAAGTTTGTGCAAGTTTCTGATGATTTACCAAATGTGTGTGAGGAAAAAATGAAACTAG
 CAAATATGCAGAATATTTCTTTACAAGTCTACCTGTGCCAGAATCAAATCTAAGGACTAGAAATGCCATT
 AAGAGATTACATAAGCGAGACTTTTTGATAATTGTAGTTTGGGAGAACTCTCAAAAATAGGGATATCAG
 ATATTTCTTCGTTTTCAGAAAAAATTTTCAAACACTTGAATGCCAACACAAGAGAAGTAGGAGGGTGAG
 GAGATCTAAAGTTGTGATTGCTGTGGGAAAAATCACAACTCAGGAAAAGTCACTCATTGGGTTAAAG

AATACAGAAAATAATGACGTAGAGATTAGTGAAACAAAAAAGGCAGATGTGCAAGCACCTGTAAGCCCAT
CAGAACTTCTCAAGCTAATCCATATTCTGAAGGACAATTTTATAGATGAACATCATAGTGTGAATTTTCA
TTTGGTCTCAAAGAGGATAATGATACTATTAATGATTCATTAATTGTTTCTGAAACCAATCAAAAGAA
AACACTATGCAAGAATCTCTTCTTCTGGAATAGTAACTTTAGAGAGGAAATTTGTGATATGGATTCTA
GTGAAGCAATGTCTCTTGAAGCCAGGAGTCACCTAATGAAAATTTAAAAGTGTGGCCCGTGTTAGG
AGACTCGAAAAATGTTTCACAGGAATCTTTGGAGACAAAAGAAGAAAAACCAGAAGAAACCCCAAAATG
GAACTGAGTCTAGAGAATGTTACTGTTGAAGGAAATGCATGTAAGTAACAGAATCCAATCTAGAGAAA
CAAAAATGGAATTGAATGTAGGAAAATGAAGCTAGCTTTCATGGACAAGAGAGAACCAAAAAGTGTAT
TTCTGAAGAAGCAGCAATAGAAGAAAATAAAAGAAATGATGACTCTGAAGCAGACACAGCTAAAAGTGAAT
GCCAAAGAAGTAGCAACTGAGGAATTTAATTCAGATATTAGTCTTTCTGATAACTACACCTGTAAAAT
TGAATGCTCAAAGTGTGAGATTTCTGAACAAACAGCAGCTGGGGAAGTATAGTGGAGGAAATGATGTATCTGA
TCTACACTCATCTGAAGAAACGAATACCAAAAATGAAAAAATGAAGAAATGATGATCGGCGAGGCAATG
GCTGAAACTGGCCATGATGGTGAACAGAGAATGAGGGCATAACTACCAAAACCTCAAAGCCTGATGAAG
CTGAAACAAACATGTTGACTGCAGAAATGGACAACCTTTGTTTGTGACACAGTTGAAATGAGCACTGAAGA
AGGAATCATTGACGCTAATAAACTGAAACAAATACTGAGTATAGTAAATCTGAAGAAAAATTAGATAAC
AATCAAAATGGTAATGAAAGTGATATTTACAGGAAGATCACCATACTTCACAGAAAAGTGGAGGAACCAT
CACAGTGTCTGGCATCTGGAACAGCTATCTCTGAGCTAATAATAGAAGACAATAATGCATCTCCTCAAAA
ACTAAGGGAAGTGTATCCTTCACTTGTGTGAGCAATGACAGTCCTAGTGGCATGCAGACACGCTGTGTC
TGGTCTCCTTTGGCTTCTCCGTCTACGAGCATTTTAAAGAGAGGACTAAAAAGATCCCAAGAAGATGAAA
TCTCATCACCTGTTAATAAGGTTTCGCGGTGTCTCCTTTGCAGATCCAATATACCAAGCAGGATTGGCAGA
TGACATTGATAGACGGTGTCTATTGTTAGGTCCATTCTTCCAATAGTTCTCCCATAGGAAAAAGTGT
AAAACCTCCTACTACACAATCTAAGATTTGAGAAATGGCCAAAGAATCCATACCATGCCAACAGAAA
GTGTTTACCCACCATTGGTGAAGTGTGGCACCAGTTGACATCATTTTACCTCAGATTACATCAAAAT
GTGGGCAAGAGGCTGGGACAACCTATTAGAGCTAAGAATATAAAAAGTATTGGTGATTTGAGTACTCTT
ACAGCATCTGAAATAAAAAGTCTTCTATCCGTTCTCCTTCCAAAAGTGTCCAATGTAAGAAAGGCTCTCAGAA
TATATCATGAGCAGCAGGTGAAGACTCGTGGACTAGAAGAGATCCAGTTTTTGTATTTCTGAAAAAAC
AGTAAATGGAATAGAAAAATAATCTTTGTACCTGATGAAGAAAGACTTGTCTCAGATATAATTGATCCT
GTTGCTTTAGAAATTCATTATCCAAAACCTTCTGGCACAGATTAGTGTCTTGTCTTTCAGCTGGATT
CAGAAGATCTTCATAATTATTCAGGAAGCCAATTTTGAATGCACGAGAACTAAGTTGTATGGCAAA
CTCTGTAATAAAAATCTACAGTCACGTTGGAGATCACCATCCCATGAAAATTCTATT

ACGCGTACGCGGCCGCTCGAG - GFP Tag - GTTTAA

Protein Sequence: >RG230751 representing NM_001177665
 Red=Cloning site Green=Tags(s)

```

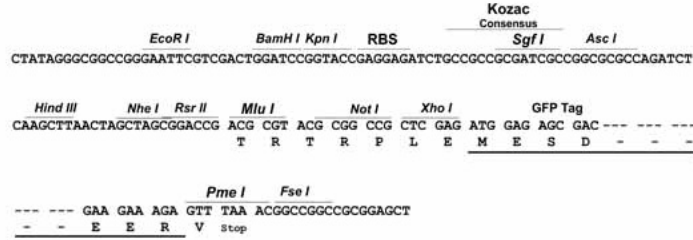
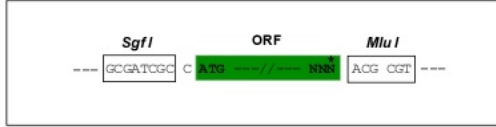
MTARGQSPLAPLLETLEDPSASHGGQTDAYLTLTSRMTGEEGKEVITEIEKKLPRLYKVLKTHISSQNSE
LSSAALQALGFCLYNPKITSELSEANALELLSKLNDTIKNSDKNVRTRALWVISKQTFPSEVVGKMVSSI
IDSLEILFNKGETHSAVVDFEALNVIVRLIEQAPIQMGEAEVRWAKLVIPLVVHSAQKVHLRGATALEMG
MPLLLQKQEQEIASITEQLMTTKLISELQKLFMSKNETYVLKWLPLFVKLLGRTLHRSGSFINSLQLEEL
GFRSGAPMIKKIAFIAWKSLIDNFALNPDIILCSAKRLKLLMQPLSSIHVRTETLALTKLEVWYLLMRLG
PHLPANFEQVCVPLIQSTISIDSNASPQGSCHVATSPGLNPMTPVHKGASSPYGAPGTPRMNLSNLGG
MATIPSIQLLGLLEMLLHFLGPEALSFQKQKLVLSLEPLEHPLISSPSFFSKHANTLITAVHDSFVAVG
KDAPDVVVSAIWKELISLVKSVTESGNKKEKPGSEVLTLLKLSLESIVKSEVFPVSKTLVMEITIKGLP
QKVLGSPAYQVANMDILNGTPALFLIQLIFNMFLECGVSDERFFLSLESVGCVLSGPTSPLAFSDSVLN
VINQNAKQLENKEHLWKMWVIVTPLTELINQNEVNQGDALHNFSAIYGALTPVNHIFSEQRFPVAT
MKTLLRWTSEL YRAFARCAALVATAEENLCEELSSKIMSLEDEGFNLLFVDRIIYIITVMDCIDFS
PYNIKYQPKVKSQRPSDWSKKKNEPLGKLTSLFKLIVKVIYSFHTLSFKEAHSOTLFTIGNSITGISS
VLGHISLPSMIRKIFATLTRPLALFYENSKLDEVPKVYSCLNNKLEKLLGEEIIACLQFSYTGTYDSELLE
QLSPLLCCIIFLHKNKQIRKQSAQFWNATFAKVMMLVYPEELKPVLTQAKQKFLLLLPGLETVEMMEESSG
PYSDGTENSQNLNVKISGMERKSNGKRDSDLAQTKNKNKMPAAKLLKLESSSLVKVGEILLEEKSTDFV
FIPPEGKDAKERILDHQKEVLKTKRCDIPAMYNNLDVSDTLFTQYSQEEPMEIPTLTRKPKEDSKMMI
TEEQMDSDIVIPQDVTEDCGMAEHLKSSLSNNECGSLDKTSPEMSNSNNDERKKALISSRKTSTECASS
TENSFVSSSSSVNNTT VAGTPPYPTSRRTQFITLEKFDGSENRPFPSPSPLNNISSVTVKNNQETMIKTD
FLPKAKQREGTFKSDSEKIVNGTKRSSRRAGKAEQTGNKRKSKPLMRSEPEKNTESVEGIVVLENNPPG
LLNQTECVSDNQVHLSESTMEHDNTKKAATVENAVLLETNTVEEKNVEINLESKENTPPVVISADQMVN
EDSQVQITPNQKTLRRSSRRRSEVVESTTESQDKENSHQKERRKEEEKPLQKSPHLIKDDVLPKQKLI
EQTLQENLIEKGSNLHEKTLGETSANAETE QNKKKADPENIKSEGDGTQDIDVKSSEKLVGRTRYQTRR
ASQGLLSSIENSESDSSEAKEEGSRKKRSGKWKNSNESVDIQDQEEKVVKQECIKAENQSHDYKATSEE
DVSIKSPICEKQDESNTVICQDSTVTSDLLQVPDDL PNVCEEKNETSKYAEYSFTSLPVESNLRTRNAI
KRLHKRDSFDNCSLGESSKIGISDISSLSEKTFQTLQCQHKRSRRVRRSKGDCGCCGKESQPEKSLIGLK
NTENNDVEISETKKADVQAPVSPSETSQANPYSEGQFLDEHHSVNFHLGLKEDNDTINDSLIVSETKSKE
NTMQESLPSGIVNFREEICDMSSEAMSLESQESPENFKTVGPCLGDSKNVSQESLETKEEKPEETPKM
ELSL ENVTVEGNACKVTE SNLEKAKTMELNVGNEASFHGQERTKTGISEEAAIEENKRNDSEADTAKLN
AKEVATEEFNSDISLSDNTTPVKLNAQTEISEQTAAGELDGGNDVSDLHSSEETNTKMKNNEEMMIGEAM
AETGHDGETENEGITTKT SKPDEAETNMLTAEMDNFVCDTVEMSTEEGI IDANKTETNTEYSKSEEKLDN
NQVMESDILQEDHHTSQKVEEPSQCLASGTAISELIIEDNNASPQKLRLEDPSLVSANDSPSGMQTRCV
WSPLASPSTSI LKRLKRSQEDEISSPVNKVRRVSFADPIYQAGLADDIDRRCSI VRSHSSNSSPIGKSV
KTSPTTQSKI SEMAKESIPCPTESVYPPLVNVCAPVDIILPQITSNMWARGLGQL IRAKNIKTIGDLSTL
TASEIKTLPIRSPKVS NVKALRIYHEQQVKTRGLEEIPVFDISEKT VNGIENKLSLSPDEERLVSDIIDP
VALEIPLSKNLLAQISALALQLDSEDLHNYSGSQLFEMHEKLSMANSVIKNLQSRWRSPSHENSI
  
```

TRTRPLE - GFP Tag - V

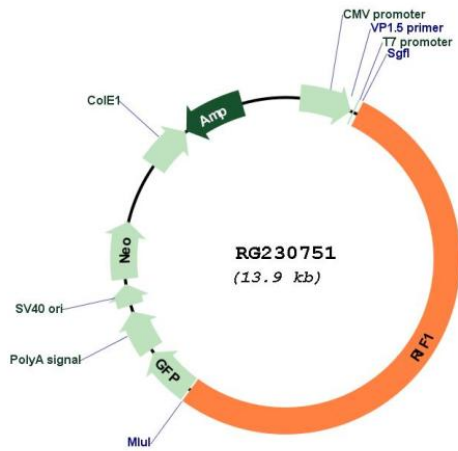
Restriction Sites: SgfI-MluI

Cloning Scheme:

Cloning sites used for ORF Shutting:



Plasmid Map:



ACCN:

NM_001177665

ORF Size:	7338 bp
OTI Disclaimer:	The molecular sequence of this clone aligns with the gene accession number as a point of reference only. However, individual transcript sequences of the same gene can differ through naturally occurring variations (e.g. polymorphisms), each with its own valid existence. This clone is substantially in agreement with the reference, but a complete review of all prevailing variants is recommended prior to use. More info
OTI Annotation:	This clone was engineered to express the complete ORF with an expression tag. Expression varies depending on the nature of the gene.
Components:	The ORF clone is ion-exchange column purified and shipped in a 2D barcoded Matrix tube containing 10ug of transfection-ready, dried plasmid DNA (reconstitute with 100 ul of water).
Reconstitution Method:	<ol style="list-style-type: none">1. Centrifuge at 5,000xg for 5min.2. Carefully open the tube and add 100ul of sterile water to dissolve the DNA.3. Close the tube and incubate for 10 minutes at room temperature.4. Briefly vortex the tube and then do a quick spin (less than 5000xg) to concentrate the liquid at the bottom.5. Store the suspended plasmid at -20°C. The DNA is stable for at least one year from date of shipping when stored at -20°C.
RefSeq:	NM_001177665.2
RefSeq Size:	9950 bp
RefSeq ORF:	7341 bp
Locus ID:	55183
UniProt ID:	Q5UIP0
Cytogenetics:	2q23.3
Gene Summary:	This gene encodes a protein that shares homology with the yeast telomere binding protein, Rap1 interacting factor 1. This protein localizes to aberrant telomeres may be involved in DNA repair. Alternate splicing results in multiple transcript variants. [provided by RefSeq, Apr 2010]