OriGene Technologies, Inc.
9620 Medical Center Drive, Ste 200
Rockville, MD 20850, US
Phone: +1-888-267-4436
https://www.origene.com
techsupport@origene.com
EU: info-de@origene.com
CN: techsupport@origene.cn

Product datasheet for RG230680

PARD3 (NM_001184791) Human Tagged ORF Clone

Product data:

Product Type:	Expression Plasmids
Product Name:	PARD3 (NM_001184791) Human Tagged ORF Clone
Tag:	TurboGFP
Symbol:	PARD3
Synonyms:	ASIP; Baz; PAR3; PAR3alpha; PARD-3; PARD3A; PPP1R118; SE2-5L16; SE2-5LT1; SE2-5T2
Mammalian Cell Selection:	Neomycin
Vector:	pCMV6-AC-GFP (PS100010)
E. coli Selection:	Ampicillin (100 ug/mL)

ORF Nucleotide Sequence:

```
>RG230680 representing NM_001184791
Red=Cloning site Blue=ORF Green=Tags(s)

TTTTGTAATACGACTCACTATAGGGCGGCCGGGAATTCGTCGACTGGATCCGGTACCGAGGAGATCTGCC
GCCGCGATCGCC

ATGAAAGTGACCGTGTGCTTCGGACGGACCCGGGTGGTCGTGCCGTGCGGGGACGGCCACATGAAAGTTT
TCAGCCTCATCCAGCAGGCGGTGACCCGCTACCGGAAGGCCATCGCCAAGGATCCAAACTACTGGATACA
GGTGCATCGCTTGGAACATGGAGATGGAGGAATACTAGACCTTGATGACATTCTTTGTGATGTAGCAGAC
GATAAAGACAGACTGGTAGCAGTGTTTGATGAGCAGGATCCACATCACGGAGGTGATGGCACCAGTGCCA
GTTCCACGGGTACCCAGAGCCCAGAGATATTTGGTAGTGAGCTTGGCACCAACAATGTCTCAGCCTTTCA
GCCTTACCAAGCAACAAGTGAAATTGAGGTCACACCTTCAGTCCTTCGAGCAAATATGCCTCTTCATGTT
CGACGCAGTAGTGACCCAGCTCTAATTGGCCTCTCCACTTCTGTCAGTGATAGTAATTTTTCCTCTGAAG
AGCCTTCAAGGAAAAATCCCACACGCTGGTCAACAACAGCTGGCTTCCTCAAGCAGAACACTGCTGGGAG
TCCTAAAACCTGCGACAGGAAGGATGAGGATGGGACAGAAGAGGATAACAGTCGTGTTGAACCTGTTGGA
CATGCTGACACGGGTTTGGAGCATATACCCAACTTTTCTCTGGATGATATGGTAAAGCTCGTAGAAGTCC
CCAACGATGGAGGGCCTCTGGGAATCCATGTAGTGCCTTTCAGTGCTCGAGGCGGCAGAACCCTGGGGTT
ATTAGTAAAACGATTGGAGAAAGGTGGTAAAGCTGAACATGAAAATCTTTTTCGTGAGAATGATTGCATT
GTCAGGATTAATGATGGCGACCTTCGAAATAGAAGATTTGAACAAGCACAACATATGTTTCGCCAAGCCA
TGCGTACACCCATCATTTGGTTCCATGTGGTTCCTGCAGCAAATAAAGAGCAGTATGAACAACTATCCCA
AAGTGAGAAGAACAATTACTATTCAAGCCGTTTTAGCCCTGACAGCCAGTATATTGACAACAGGAGTGTG
AACAGTGCAGGGCTTCACACGGTGCAGAGAGCACCCCGACTGAACCACCCGCCTGAGCAGATAGACTCTC
ACTCAAGACTACCTCATAGCGCACACCCCTCGGGAAAACCACCATCCGCTCCAGCCTCGGCACCTCAGAA
TGTATTTAGTACGACTGTAAGCAGTGGTTATAACACCAAAAAAATAGGCAAGAGGCTTAATATCCAGCTT
AAGAAAGGTACAGAAGGTTTGGGATTCAGCATCACTTCCAGAGATGTAACAATAGGTGGCTCAGCTCCAA
TCTATGTGAAAAACATTCTCCCCCGGGGGGCGGCCATTCAGGATGGCCGACTTAAGGCAGGAGACAGACT
TATAGAGGTAAATGGAGTAGATTTAGTGGGCAAATCCCAAGAGGAAGTTGTTTCGCTGTTGAGAAGCACC
```

View online »

This product is to be used for laboratory only. Not for diagnostic or therapeutic use.
©2024 OriGene Technologies, Inc., 9620 Medical Center Drive, Ste 200, Rockville, MD 20850, US

AAGATGGAAGGAACTGTGAGCCTTCTGGTCTTTCGCCAGGAAGACGCCTTCCACCCAAGGGAACTGAAAG
CAGAAGATGAGGATATTGTTCTTACACCTGATGGCACCAGGGAATTTCTGACATTTGAAGTCCCACTTAA
TGATTCAGGATCTGCAGGCCTTGGTGTCAGTGTCAAAGGTAACCGGTCAAAAGAGAACCACGCAGATTTG
GGAATCTTTGTCAAGTCCATTATTAATGGAGGAGCAGCATCTAAAGATGGAAGGCTTCGGGTGAATGATC
AACTGATAGCAGTAAATGGAGAATCCCTGTTGGGCAAGACAAACCAAGATGCCATGGAAACCCTAAGAAG
GTCTATGTCTACTGAAGGCAATAAACGAGGAATGATCCAGCTTATTGTTGCAAGGAGAATAAGCAAGTGC
AATGAGCTGAAGTCACCTGGGAGCCCCCCTGGACCTGAGCTGCCCATTGAAACAGCGTTGGATGATAGAG
AACGAAGAATTTCCCATTCCCTCTACAGTGGGATTGAGGGGCTTGATGAATCGCCCAGCAGAAATGCTGC
CCTCAGTAGGATAATGGGTAAATACCAGCTGTCCCCTACAGTGAATATGCCCCAAGATGACACTGTCATT
ATAGAAGATGACAGGTTGCCAGTGCTTCCTCCACATCTCTCTGACCAGTCCTCTTCCAGCTCCCATGATG
ATGTGGGGTTTGTGACGGCAGATGCTGGTACTTGGGCCAAGGCTGCAATCAGTGATTCAGCCGACTGCTC
TTTGAGTCCAGATGTTGATCCAGTTCTTGCTTTTCAACGAGAAGGATTTGGACGTCAGAGTATGTCAGAA
AAACGCACAAAGCAATTTTCAGATGCCAGTCAATTGGATTTCGTTAAAACACGAAAATCAAAAAGCATGG
ATTTAGGTAGTTCTCCCAGCAGAGATGTGGGTCCTTCCCTGGGTCTGAAGAAGTCAAGCTCGTTGGAGAG
TCTGCAGACCGCAGTTGCCGAGGTGACTTTGAATGGGGATATTCCTTTCCATCGTCCACGGCCGCGGATA
ATCAGAGGCAGGGGATGCAATGAGAGCTTCAGAGCTGCCATCGACAAATCTTATGATAAACCCGCGGTAG
ATGATGATGATGAAGGCATGGAGACCTTGGAAGAAGACACAGAAGAAAGTTCAAGATCAGGGAGAGAGTC
TGTATCCACAGCCAGTGATCAGCCTTCCCACTCTCTGGAGAGACAAATGAATGGAAACCAAGAGAAAGGT
GATAAGACTGATAGAAAAAAGGATAAAACTGGAAAAGAAAAGAAGAAAGATAGAGATAAGGAGAAGGATA
AAATGAAAGCCAAGAAGGGAATGCTGAAGGGCTTGGGAGACATGTTCAGGATTCAAGCCAAAACTCGAGA
ATTTAGGGAACGACAAGCTCGAGAGCGTGACTATGCTGAAATTCAAGATTTTCATCGGACATTTGGCTGT
GATGATGAGTTAATGTATGGGGGAGTTTCTTCTTATGAAGGTTCCATGGCTCTCAACGCTAGACCTCAGA
GCCCACGAGAAGGGCATATGATGGATGCTTTGTATGCCCAAGTCAAGAAGCCGCGGAATTCCAAACCCTC
ACCTGTAGACAGTAACAGATCAACTCCTAGCAATCATGATCGGATACAGCGTCTGAGGCAAGAATTTCAG
CAAGCAAAGCAAGATGAAGATGTAGAAGATCGTCGGCGGACCTATAGTTTTGAGCAACCCTGGCCGAACG
CACGGCCGGCGACGCAGAGCGGGCGACACTCGGTGTCCGTGGAGGTGCAGATGCAGCGGCAGCGGCAGGA
GGAGCGCGAGAGCTCCCAGCAGGCCCAGCGCCAGTACAGCTCTCTGCCTCGGCAAAGCAGGAAAAATGCC
AGCTCGGTCTCCCAGGACTCTTGGGAGCAGAACTACTCCCCTGGGGAAGGCTTCCAGAGTGCCAAAGAGA
ACCCCAGGTACTCCAGCTACCAAGGCTCCAGGAACGGCTACCTGGGAGGACATGGCTTCAACGCCAGGGT
CATGCTGGAAACTCAGGAGCTCCTTCGCCAGGAACAGAGGCGGAAGGAGCAGCAGATGAAGAAGCAGCCT
CCTTCCGAGGGGCCCAGCAACTATGACTCGTATAAGAAAGTCCAGGACCCCAGTTACGCCCCTCCCAAGG
GGCCCTTCCGGCAAGATGTGCCCCCCTCCCCTTCTCAGGTTGCGAGGCTGAACAGACTTCAGACTCCTGA
GAAAGGGAGGCCCTTCTATTCC

ACGCGTACGCGGCCGCTCGAG - GFP Tag - GTTTAA

This product is to be used for laboratory only. Not for diagnostic or therapeutic use.
©2024 OriGene Technologies, Inc., 9620 Medical Center Drive, Ste 200, Rockville, MD 20850, US

Protein Sequence:

>RG230680 representing NM_001184791
Red=Cloning site Green=Tags(s)

MKVTVCFGRTRVVVPCGDGHMKVFSLIQQAVTRYRKAIAKDPNYWIQVHRLEHGDGGILDLDDILCDVAD
DKDRLVAVFDEQDPHHGGDGTSASSTGTQSPEIFGSELGTNNVSAFQPYQATSEIEVTPSVLRANMPLHV
RRSSDPALIGLSTSVSDSNFSSEEPSRKNPTRWSTTAGFLKQNTAGSPKTCDRKDEDGTEEDNSRVEPVG
HADTGLEHIPNFSLDDMVKLVEVPNDGGPLGIHVVPFSARGGRTLGLLVKRLEKGGKAEHENLFRENDCI
VRINDGDLRNRRFEQAQHMFRQAMRTPIIWFHVVPAANKEQYEQLSQSEKNNYYSSRFSPDSQYIDNRSV
NSAGLHTVQRAPRLNHPPEQIDSHSRLPHSAHPSGKPPSAPASAPQNVFSTTVSSGYNTKKIGKRLNIQL
KKGTEGLGFSITSRDVTIGGSAPIYVKNILPRGAAIQDGRLKAGDRLIEVNGVDLVGKSQEEVVSLLRST
KMEGTVSLLVFRQEDAFHPRELKAEDEDIVLTPDGTREFLTFEVPLNDSGSAGLGVSVKGNRSKENHADL
GIFVKSIINGGAASKDGRLRVNDQLIAVNGESLLGKTNQDAMETLRRSMSTEGNKRGMIQLIVARRISKC
NELKSPGSPPGPELPIETALDDRERRISHSLYSGIEGLDESPSRNAALSRIMGKYQLSPTVNMPQDDTVI
IEDDRLPVLPPHLSDQSSSSSHDDVGFVTADAGTWAKAAISDSADCSLSPDVDPVLAFQREGFGRQSMSE
KRTKQFSDASQLDFVKTRKSKSMDLGSSPSRDVGPSLGLKKSSSLESLQTAVAEVTLNGDIPFHRPRPRI
IRGRGCNESFRAAIDKSYDKPAVDDDDEGMETLEEDTEESSRSGRESVSTASDQPSHSLERQMNGNQEKG
DKTDRKKDKTGKEKKKDRDKEKDKMKAKKGMLKGLGDMFRIQAKTREFRERQARERDYAEIQDFHRTFGC
DDELMYGGVSSYEGSMALNARPQSPREGHMMDALYAQVKKPRNSKPSPVDSNRSTPSNHDRIQRLRQEFQ
QAKQDEDVEDRRRTYSFEQPWPNARPATQSGRHSVSVEVQMQRQRQEERESSQQAQRQYSSLPRQSRKNA
SSVSQDSWEQNYSPGEGFQSAKENPRYSSYQGSRNGYLGGHGFNARVMLETQELLRQEQRRKEQQMKKQP
PSEGPSNYDSYKKVQDPSYAPPKGPFRQDVPPSPSQVARLNRLQTPEKGRPFYS

TRTRPLE - GFP Tag - V

Restriction Sites: SgfI-MluI

Cloning Scheme:

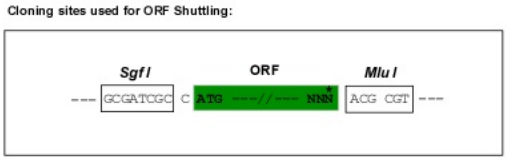

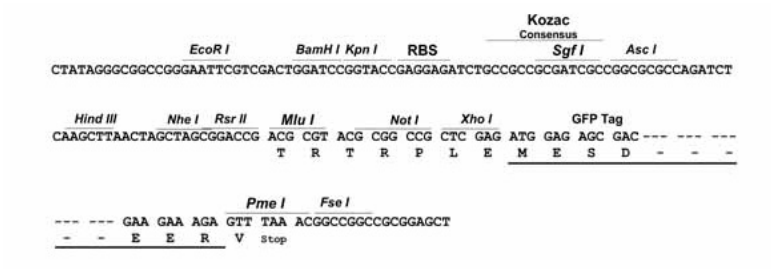

ACCN: NM_001184791

ORF Size: 3732 bp

This product is to be used for laboratory only. Not for diagnostic or therapeutic use.
©2024 OriGene Technologies, Inc., 9620 Medical Center Drive, Ste 200, Rockville, MD 20850, US

OTI Disclaimer:	The molecular sequence of this clone aligns with the gene accession number as a point of reference only. However, individual transcript sequences of the same gene can differ through naturally occurring variations (e.g. polymorphisms), each with its own valid existence. This clone is substantially in agreement with the reference, but a complete review of all prevailing variants is recommended prior to use. More info
OTI Annotation:	This clone was engineered to express the complete ORF with an expression tag. Expression varies depending on the nature of the gene.
Components:	The ORF clone is ion-exchange column purified and shipped in a 2D barcoded Matrix tube containing 10ug of transfection-ready, dried plasmid DNA (reconstitute with 100 ul of water).
Reconstitution Method:	1. Centrifuge at 5,000xg for 5min. 2. Carefully open the tube and add 100ul of sterile water to dissolve the DNA. 3. Close the tube and incubate for 10 minutes at room temperature. 4. Briefly vortex the tube and then do a quick spin (less than 5000xg) to concentrate the liquid at the bottom. 5. Store the suspended plasmid at -20°C. The DNA is stable for at least one year from date of shipping when stored at -20°C.
RefSeq:	NM_001184791.1, NP_001171720.1
RefSeq Size:	5677 bp
RefSeq ORF:	3735 bp
Locus ID:	56288
UniProt ID:	Q8TEW0
Cytogenetics:	10p11.22-p11.21
Protein Pathways:	Adherens junction, Chemokine signaling pathway, Endocytosis, Neuroactive ligand-receptor interaction, Tight junction
Gene Summary:	This gene encodes a member of the PARD protein family. PARD family members interact with other PARD family members and other proteins; they affect asymmetrical cell division and direct polarized cell growth. Multiple alternatively spliced transcript variants have been described for this gene. [provided by RefSeq, Oct 2011]

This product is to be used for laboratory only. Not for diagnostic or therapeutic use.
©2024 OriGene Technologies, Inc., 9620 Medical Center Drive, Ste 200, Rockville, MD 20850, US

Product images:

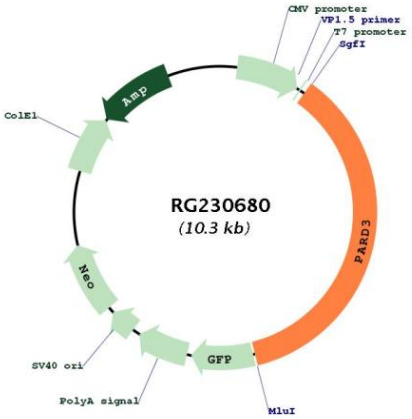

Circular map for RG230680

This product is to be used for laboratory only. Not for diagnostic or therapeutic use.
©2024 OriGene Technologies, Inc., 9620 Medical Center Drive, Ste 200, Rockville, MD 20850, US