OriGene Technologies, Inc.
9620 Medical Center Drive, Ste 200
Rockville, MD 20850, US
Phone: +1-888-267-4436
https://www.origene.com
techsupport@origene.com
EU: info-de@origene.com
CN: techsupport@origene.cn

Product datasheet for RG229641

VEPH1 (NM_001167917) Human Tagged ORF Clone

Product data:

Product Type:	Expression Plasmids
Product Name:	VEPH1 (NM_001167917) Human Tagged ORF Clone
Tag:	TurboGFP
Symbol:	VEPH1
Synonyms:	MELT; VEPH
Mammalian Cell Selection:	Neomycin
Vector:	pCMV6-AC-GFP (PS100010)
E. coli Selection:	Ampicillin (100 ug/mL)

ORF Nucleotide Sequence:

```
>RG229641 representing NM_001167917
Red=Cloning site Blue=ORF Green=Tags(s)

TTTTGTAATACGACTCACTATAGGGCGGCCGGGAATTCGTCGACTGGATCCGGTACCGAGGAGATCTGCC
GCCGCGATCGCC

ATGCATCAACTGTTCAGACTGGTTTTGGGACAAAAAGATCTTTCACGAGCTGGGGACCTCTTCTCCTTAG
ATGACTCTGAGATTGAAGACAGCCTTACAGAAGCTTTGGAGCAAATTAAGATAATTAGCTCATCTTCAGA
TTACCAAACCAATAACAATGACCAGGCAGTAGTTGAAATCTGTATCACAAGAATCACAACAGCCATCAGA
GAGACCGAGTCCATTGAAAAGCATGCAAAGGCCCTTGTGGGGCTCTGGGACTCCTGCTTGGAACATAACC
TGAGACCCTTTGGGAAAGACGAAGACACTCCTCATGCAAAAATCGCATCTGATATCATGAGTTGCATTTT
ACAGAATTACAACCGACCCCCAGTGATGGCATTAGCCATCCCCATTGCAGTGAAATTCCTCCACAGAGGC
AACAAGGAACTGTGCAGGAATATGTCTAACTACCTGTCTCTGGCTGCAATTACCAAGGCAGATCTCCTGG
CTGATCACACGGAAGTTATAGTAAAGAGCATACTCCAAGTT

ACGCGTACGCGGCCGCTCGAG - GFP Tag -  GTTTAA
```

Protein Sequence:

```
>RG229641 representing NM_001167917
Red=Cloning site Green=Tags(s)

MHQLFRLVLGQKDLSRAGDLFSLDDSEIEDSLTEALEQIKIISSSSDYQTNNNDQAVVEICITRITTAIR
ETESIEKHAKALVGLWDSCLEHNLRPFGKDEDTPHAKIASDIMSCILQNYNRPPVMALAIPIAVKFLHRG
NKELCRNMSNYLSLAAITKADLLADHTEVIVKSILQV

TRTRPLE - GFP Tag -  V
```

Restriction Sites: SgfI-MluI

View online »

This product is to be used for laboratory only. Not for diagnostic or therapeutic use.
©2022 OriGene Technologies, Inc., 9620 Medical Center Drive, Ste 200, Rockville, MD 20850, US

Cloning Scheme:

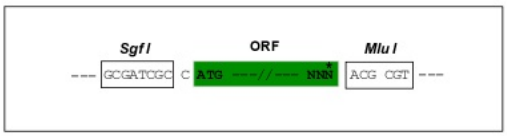

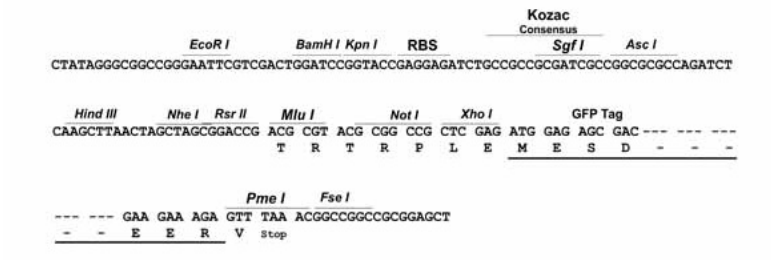

Plasmid Map:

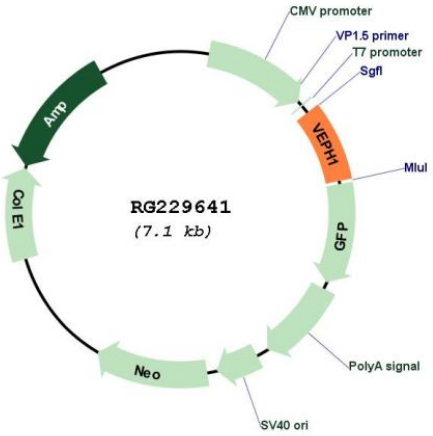

ACCN:	NM_001167917
ORF Size:	531 bp
OTI Disclaimer:	The molecular sequence of this clone aligns with the gene accession number as a point of reference only. However, individual transcript sequences of the same gene can differ through naturally occurring variations (e.g. polymorphisms), each with its own valid existence. This clone is substantially in agreement with the reference, but a complete review of all prevailing variants is recommended prior to use. More info
OTI Annotation:	This clone was engineered to express the complete ORF with an expression tag. Expression varies depending on the nature of the gene.

This product is to be used for laboratory only. Not for diagnostic or therapeutic use.
©2022 OriGene Technologies, Inc., 9620 Medical Center Drive, Ste 200, Rockville, MD 20850, US

Components:	The ORF clone is ion-exchange column purified and shipped in a 2D barcoded Matrix tube containing 10ug of transfection-ready, dried plasmid DNA (reconstitute with 100 ul of water).
Reconstitution Method:	1. Centrifuge at 5,000xg for 5min. 2. Carefully open the tube and add 100ul of sterile water to dissolve the DNA. 3. Close the tube and incubate for 10 minutes at room temperature. 4. Briefly vortex the tube and then do a quick spin (less than 5000xg) to concentrate the liquid at the bottom. 5. Store the suspended plasmid at -20°C. The DNA is stable for at least one year from date of shipping when stored at -20°C.
RefSeq:	NM_001167917.1, NP_001161389.1
RefSeq Size:	992 bp
RefSeq ORF:	534 bp
Locus ID:	79674
UniProt ID:	Q14D04
Cytogenetics:	3q25.31-q25.32
Gene Summary:	Interacts with TGF-beta receptor type-1 (TGFBR1) and inhibits dissociation of activated SMAD2 from TGFBR1, impeding its nuclear accumulation and resulting in impaired TGF-beta signaling. May also affect FOXO, Hippo and Wnt signaling.[UniProtKB/Swiss-Prot Function]

This product is to be used for laboratory only. Not for diagnostic or therapeutic use.
©2022 OriGene Technologies, Inc., 9620 Medical Center Drive, Ste 200, Rockville, MD 20850, US