

Product datasheet for **RG229468**

FAM38A (PIEZO1) (NM_001142864) Human Tagged ORF Clone

Product data:

Product Type:	Expression Plasmids
Product Name:	FAM38A (PIEZO1) (NM_001142864) Human Tagged ORF Clone
Tag:	TurboGFP
Symbol:	FAM38A
Synonyms:	DHS; FAM38A; LMPH3; LMPHM6; Mib
Mammalian Cell Selection:	Neomycin
Vector:	pCMV6-AC-GFP (PS100010)
E. coli Selection:	Ampicillin (100 ug/mL)
ORF Nucleotide Sequence:	>RG229468 representing NM_001142864 Red=Cloning site Blue=ORF Green=Tags(s)

TTTTGTAATACGACTCACTATAGGGCGGCCGGAATTCGTCGACTGGATCCGGTACCGAGGAGATCTGCC
GCC**CGATCGCC**

ATGGAGCCGCACGTGCTCGGCGCGTCTGTAAGGCTGCTGCTGCCCTGCGCGTCTGGCTGCCTGCC
TGCTCCGTTTCAAGGCTCAGCGACTCTCGCTGGTCTACCTGCTCTTCTGCTGCTGCTGCCCTGGTCCCCGGCCC
CACCCGATGCGGCTCCAAGGTCACACAGGCGCCTCTCGGGCATTGCTGGGCTCAGCTGCTCTTC
CTGGTGGCCATCTCGCCTCCAGATCTGCCTGCATATTGTGCCCGCCTGGACCAGCTCCTGGGACCCA
GCTGCAGCGCTGGGAGACCTCTCGGACACATAGGGGTCACAAGGCTGGACCTGAAGGACATCCCCAA
CGCCATCCGGCTGGTGGCCCTGACCTGGGCATCTTGGTGGTCTCCTCTGTCTGCCTCGGCATCTGCGGG
CGCCTTGCAAGGAACACCCGGCAGAGCCACATCCACGGGAGCTGGATGATGATGAGAGGGATGTGGATG
CCAGCCCAGCGGAGGGCTGCAGGAAGCAGCAACGCTGGCCCTACACGGAGGTACCGGCTGGCCGCTCG
TTTCCGAGTACCGGCCACTGGCTGCTGGTGGCGGCTGGGCGGGTCTGGCCGTAACACTGCTTGCCTG
GCAGGCATCGCCACCCCTCGGCCCTCTCCAGTGTCTACCTGCTGCTCTTCTGGCCCTGACACTGGT
GGGCTGCCACTTTCCATCAGCACTCGGGCTTCAAGGACTTCTGAGACTCTGCCTCGCGGTGGGCTGCTTGGCGC
CGGCCATCTCATCTGCCTCTACTGCTACCAGATGCCCTGGCACAGGCTCTGCTCCCGCCTGCCGGCATC
TGGCTAGGGTGGTCTCAAGGACTTCTGAGGCTCCCACTGCTCCAGCCCCACGGCTGGTCT
TCAACACCGCCTGGACTGGCTGTGTATGCCAGCCCCGGGCTCCTCTGCTGCTGCTACGCCACGGC
CTCTCTGCGCAAGCTCCGCGCTACCGCCCTCCGGCCAGAGGAAGGAGCGGCAAGGGGTATGAGGCT
CGGGAGCTGGAGCTAGCAGAGCTGGACCAGTGGCCCCAGGAACGGGAGTCTGACCAGCAGTGGTCCCCA
CAGCACCCGACACCGAGGCTGATAACTGCATCGTGCACGAGCTGACCGCCAGAGCTCCGTCTGCGGCG
GCCTGTGCGGCCAAGCGGGCTGAGCCAGGGAGGCGTCTCCGCTCCACAGCCTGGGCCACCTCATCATG
GACCAGAGCTATGTGTGCGCGCTCATTGCCATGATGGTATGGAGCATCACCTACCACAGCTGGCTGACCT
TCGTAAGTCTGCTGGGCTGCCTCATCTGGACGGTGGCAGCCGCCACCAACTGGCCATGCTGTGCTC
GCCCTGCATCCTGCTGTATGGGATGACGCTGTGCTGCCTACGCTACGTGTGGCCATGGACTGCGCCCT



[View online >](#)

GAGCTGCCACCACCCTGGGCCCGTCAGCCTGCGCCAGCTGGGGCTGGAGCACACCCGCTACCCCTGTC
TGGACCTTGGTGCCATGTTGCTCTACACCTGACCTTCTGGCTCCTGCTGCGCCAGTTTGTGAAAGAGAA
GCTGCTGAAGTGGGCAGAGTCTCCAGCTGCGCTGACGGAGGTACCGTGGCAGACACAGAGCCCACGCG
ACGCAGACGCTGTTGCAGAGCCTGGGGAGCTGGTGAAGGGCGTGTACGCCAAGTACTGGATCTATGTGT
GTGCTGGCATGTTTCATCGTGGTCACTTCGCCGGCCCTCGTGGTCTACAAGATTGTCTACATGTTCTCT
TTCTCTGCTCTGCCTCACCTCTCCAGGTCTACTACAGCCTGTGGCGGAAGCTGCTCAAGGCTCTCTGG
TGGCTGTGGTGGCTACACCATGCTGGTCTCATCGCCGTCTACACCTCCAGTTCAGGACTCCCTG
CCTACTGGCGCAACCTCACTGGCTTACCAGCAGCAGCTGGGGACCTGGGCCTGGAGCAGTTCAGCGT
GTCCGAGCTCTTCTCCAGCATCCTGGTGCCCGGCTTCTTCTCCTGCGCTGCATCCTGCAGCTGCACTAC
TTCACAGGCCCTTTCATGCAGCTCACCGACATGGAGCAGTGTCCCTGCCTGGCACGCGCCTCCCGCGT
GGGCTCACAGGCAGGATGCAGTGTGGGACCCACTGCTGCGGGAGGAGCAGCAGGAGCATCAGCAGCA
GCAGCAGGAGGAGGAGGAGGAGGAGGAGGACTCCAGGGACGAGGGGTGGGCGTGCCACTCCCAACAG
GCCACGCAGGTGCCTGAAGGGCAGCCAAGTGGGGCTGGTGGCTGAGCGGCTGCTGGAGCTGCCAGCCG
GCTTCTCGGAGCTCCTCTCACCGTGCAGGTGTTCTGCGGGCGTGTGGAGCTTACGTTTTCAAGT
GGTGGCCCTGTACACCGTCTGGGTGGCCCTGAAGGAGGTGTCGGTGTAACTGCTGCTGGTGGTGGTGT
TGGGCCTTCGCCCTGCCCTACCCAGCTTCCGGCCATGGCCCTCCTGCCTGTCCACCGTGTGGACCTGCG
TCATCATCGTGTGAAGATGCTGTACCAGCTCAAGTTGTCAACCCCAAGGAGTATTCCAGCAACTGCAC
CGAGCCCTTCCCAACAGCACCAACTTGTGCCCACGGAGATCAGCCAGTCCCTGCTGTACCGGGGGCC
GTGGACCTGCCAACTGGTTTGGGGTGGGAAAGGGTTCCCAACCTGGGCTACATCCAGAACCACTGC
AAGTGTGCTGCTGCTGGTATTTCAGGGCCATCGTGTACCGGCGCCAGGAGCACTACCGCCGCGCAGCA
GCTGGCCCCGCTGCCTGCCAGGCCGTGTTTGCACGGCACCCGCCAGCAGTGGACCAGGATCTGCTC
GGTGCCTCAAGTACTTTCATCAACTTCTTCTTCTACAAATTCGGGCTGGAGATCTGCTTCTGATGGCC
TGAACGTGATCGGCAGCGCATGAACCTTCTGGTACCCTGCACGGTGTGGTGGTGGTGGTGGTGGTGGT
CCGCAGGCACCGCAGGCCATTGCCCGCTCTGGCCCAACTACTGCCTTCTCTGGCGCTGTTCTCTGCTG
TACCAGTACCTGCTGTGCTGGGATGCCCGCGCCCTGTGCATTGATTATCCCTGGCGCTGGAGCCGGG
CCGTCCCATGAACCTCCGCACTCATCAAGTGGTGTACCTGCCTGATTTCTTCCGGGCCCAACTCCAC
CAACCTCATCAGCGACTTCTCCTGCTGCTGTGCGCCTCCAGCAGTGGCAGGTGTTCTCAGCTGAGCGC
ACAGAGGAGTGGCAGCGCATGGTGGCGTCAACACCGACCGCCTGGAGCCGCTGCGGGGGAGCCCAACC
CCGTGCCCAACTTATCCACTGCAGTCTACCTTGACATGCTGAAGTGGCCGCTTCCGATACCTGTT
CTGGCTGG
CTGGCCTGCTTACCTGCTGCTTTCGGCACGGCCCTGCTGCAGAGGGACACACGGGCCCGCTGCTGC
TGTGGGACTGCCTCATTCTGTACAACGTACCGTCATCATCTCCAAGAACATGCTGTGCTCCTGGCCTG
CGTCTTCTGGAGCAGATGCAGACCGGCTTCTGCTGGGTATCCAGCTTTCAGCCTTGTATGCACCGTC
AAGGGCTACTATGACCCAAGGAGATGATGGACAGAGACCAGGACTGCCTGCTGCCTGTGGAGGAGGCTG
GCATCATCTGGGACAGCGTCTGCTTCTTCTTCTGCTGCTGCAGCGCCGCGTCTTCTTAGCCATTA
CCTGCAGTCAAGGCGACCTCCAGGCCACCGCCTGCTAGCCTCCAGGGGCTTCCGCCCTTACAACGCT
GCCAACCTCAAGAGCATTGACTTTCACCGCAGGATAGAGGAGAAGTCCCTGGCCAGTGAAGAGACAGA
TGGAGCGTATCCGTGCCAAGCAGGAGAAGCAGCAGGCGGGGTTGACCGCAGTCCGCCCCAGGACAC
CCTGGGCCCAAGGACCCCGCCTGGAGCCAGGGCCGACAGTCCAGGGGCTCCTCCCGCCAGGAGG
CAGTGGTGGCGCCCTGGCTGGACCACGCCACAGTCACTCACTCCGGGGACTACTTCTGTTTGTAGTCCG
ACAGTGAAGGAGGAGGAGGCTGTTCTGAAGACCCGAGGCCGTCGGCAGAGTGCCTTCCAGTGGC
GTACCAGGCATGGGTGACCAACGCCAGGCGGTGCTGAGGCGGCGGAGCAGGAGCAGGAGCAGGCAAGG
CAGGAACAGGCAGGACAGCTACCCACAGGAGGTGGTCCAGCCAGGAGGTGGAGCCAGCAGAGGGCCCCG
AGGAGGCAGCGCAGGCCGAGCCATGTGGTGCAGAGGTGCTGAGCACGGCGCAGTTCTGTGGATGCT
GGGGCAGGCGCTAGTGGATGAGCTGACACGCTGGCTGCAGGAGTTCACCCGGCACCAGGCACCATGAGC
GACGTGCTGCGGGCAGAGCGCTACCTCCTCACACAGGAGTCTGTCAGGGCGGCGAAGTGCACAGGGGCG
TGCTGGATCAGCTGTACACAAGCCAGGCCGAGGCCACGCTGCCAGGCCACCGAGGCCCAATGCCCC
AAGCACCGTGTCCAGTGGGCTGGGCGGGAGGAGCCACTCAGCAGCATGACAGACGACATGGGCAGCCCC
CTGAGCACCGGCTACCACACGCGCAGTGGCAGTGAAGGAGCAGTACCGACCCCGGGGAGCGTGAGGCTG
GTGCTCTCTGTACCAGGACTGATGCGGACGGCCAGCGAGCTGCTCCTGGACAGGCGCCTGCGCATCCC
AGAGCTGGAGGAGGAGGAGCTGTTTGGGAGGGGAGGGCCGGGCGCTGCGGCTGCTGCGGGCGGTGAC
CAGTGTGGCCGCCACTCGGAGCTGCTGCTACTTTCATCATCATCTCAACCATGGTACGGCCT

CCGCCGGCTCGCTGGTGTGCTGCCCGTCTCGTCTTCTGTGGGCCATGCTGTGATCCCGAGGCCAGCAA
 GCGCTTCTGGATGACGGCCATCGTCTTACCGAGATCGCGGTGGTGTGCAAGTACCTGTTCCAGTTTGGG
 TTCTTCCCTGGAACAGCCACGTGGTGTGCTGCGGCGCTACGAGAACAAGCCCTACTTCCGCCCCGCATCC
 TGGGCTGGAGAAGACTGACGGCTACATCAAGTACGACCTGGTGCAGTCTATGGCCCTTTTCTTCCACCG
 CTCCAGCTGTGTGCTATGGCTCTGGGACCATGAGGAGGACTACCATCCAAGGAGCATGACAAGAGC
 GGCGAGGAGGAGCAGGGAGCCGAGGAGGGGCCAGGGGTGCCTGCGGCCACCACCGAAGACCACATTGAG
 TGGAAGCCAGGGTCGGACCCACGGACGGGACCCAGAACCCCAAGTGGAGCTCAGGCCCTGTGATACGAG
 GCGCATCAGTCTACGTTTTAGAAGAAGGAAGAAGGAGGGCCAGCACGGAAGGAGCGGCAGCCATCGAA
 GCTGAGGACAGGGAGGAAGAAGAGGGGGAGGAAGAAGAGGCCCCACGGGGAGAGAGAAGAGGCCAA
 GCCGCTGTGGAGGAAGAGTAAGGGCGGCGGGCGGCTGCAGGGCTTCTGCCTGTCCCTGGCCAGGG
 CACATATCGGCCGCTACGGCGCTTCTTCCACGACATCCTGCACACCAAGTACCGCGCAGCCACCGACGTC
 TATGCCCTCATGTTCTGGTGTGTTGTGCGACTTATCATCATCATTTTTGGCTTCTGGCCCTTGGGA
 AGCACTCGGGCCACAGACATCAGTCTCCCTATCAGACGACCAGGTACCGAGGCTTCTTCTGGTGTG
 GCTGTGATCCAGTTCAGTACCATGGTGGTTGACCGGCCCTCTACCTGCGCAAGACCGTGTGGGCAAG
 CTGGCCTTCCAGGTGGCGTGGTGTGCCATCCACCTATGGATGTTCTTATCTGCCCGCGTCACTG
 AGAGGATGTTCAACCAGAATGTGGTGGCCAGCTCTGGTACTTCGTGAAGTGCATCTACTCGCCCTGTC
 CGCCTACCAGATCCGCTGCGGCTACCCACCCGCATCCTCGGCAACTTCTCACCAGAAGTACAATCAT
 CTCAACCTCTTCTTCCAGGGTTCCGGCTGGTGCCTTCTGGTGGAGCTGCGGGCAGTGTGGACT
 GGGTGTGGACGGACACCAGCTGTCCCTGTCCAGCTGGATGTGTGTGGAGGACATCTATGCCAACATCTT
 CATCATCAATGCAGCCGAGAGACAGAGAAGAAATACCCGAGCCCAAAGGGCAGAAGAAGAAGATC
 GTCAAGTACGGCATGGGTGGCCTCATCATCCTTCTCTCATCGCCATCATCTGGTCCCAGTGTCTTCA
 TGTGCTGGTGCCTCCGTGGTTGGGGTGTCAACCAGCCATCGATGTACCCGTACCCCTGAAGCTGGG
 CGGCTATGAGCCGCTGTTCAACATGAGCGCCAGCAGCCGTCATCATCCCCTTACGGCCAGGCCTAT
 GAGGAGCTGTCCCGCAGTTTGACCCCGCCGCTGGCCATGCAGTTCATCAGCCAGTACAGCCCTGAGG
 ACATCGTACGGCGCAGATTGAGGGCAGCTCCGGGGCGTGTGGCGCATCAGTCCCCCAGCCGTGCCCA
 GATGAAGCGGGAGCTCTACAACGGCACGGCCGACATCACCTGCGCTTACCTGGAACCTCCAGAGGGAC
 CTGGCGAAGGGAGGCACTGTGGAGTATGCCAACGAGAAGCACATGCTGGCCCTGGCCCCAACAGCACTG
 CACGGCGGAGCTGGCCAGCCTGCTCGAGGGCACCTCGGACCAGTCTGTGGTATCCCTAATCTCTTCCC
 CAAGTACATCCGTGCCCCAACGGGCCGAAGCCAACCCTGTGAAGCAGCTGCAGCCCAATGAGGAGGCC
 GACTACCTCGGCGTGCATCCAGCTGCGGAGGGAGCAGGGTGCGGGGGCCACCGCTTCTCGAATGGT
 GGGTCATCGAGCTGCAGGAGTGCAGGACCGACTGCAACCTGCTGCCCATGGTCATTTTTCAGTGACAAGT
 CAGCCCACCGAGCCTCGGCTTCTGGCTGGCTACGGCATCATGGGCTGTACGTGTCCATCGTGTGGT
 ATCGGCAAGTTCGTGCGGGATTCTTACGCGAGATCTCGCACTCCATTATGTTTCGAGGAGCTGCCGTGCG
 TGGACCGCATCTCAAGCTCTGCCAGGACATCTTCTGGTGCAGGAGACTCGGGAGCTGGAGCTGGAGGA
 GGAGTTGTACCCAAGCTCATCTTCTTACCCTCACCGGAGACCATGATCAAGTGGACTCGTGAGAAG
 GAG

ACGCGGCCGCTCGAG – GFP Tag – GTTTAA

Protein Sequence: >RG229468 representing NM_001142864
 Red=Cloning site Green=Tags(s)

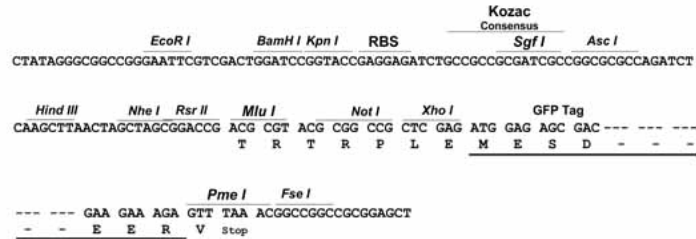
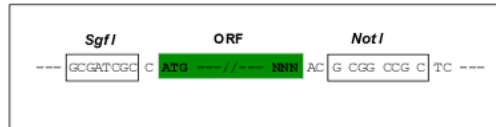
```
MEPHVLGAVLYWLLLPCALLAACLLRFSGLSLVYLLFLLLLPWFPGPTRCGLQGHTGRLLRALLGLSLLF
LVAHLALQICLHIVPRLDQLLGPSCSRWETLSRHIGVTRLDLKDIPNAIRLVAPDLGILVVSSVCLGICG
RLARNTRQSPHPRELDDEDDVDASPTAGLQEAATLAPTRRSRLAARFRVTAHWLLVAAGRVLAVTLLAL
AGIAHPSALSSVYLLFLALCTWWACHFPISTRGF SRLCVAVGCFGAGHLICLYCYQMPLAQALLPPAGI
WARVLLGLKDFVGPNTNCSSPHALVLTGLDWPVYASPGVLLLLCYATASLRKLRAYRPSGQRKEAAKGYE
RELELAELDQWPQERESDQHVVPAPTDEADNCIVHEL TGQSSVLRPVRPKRAEPREASPLHSLGHLIM
DQSYVCALIAMMVWSITYHSWLVFVLLWACL IWTVRSRHLQAMLCSPCILLYGMLTCLLRYVWAMDLRP
ELPTTLGPVSLRQLGLEHTRYPCLDLGAMLLYTLTFWLLL RQFVKEKLLKWAESPAALTEVTVADTEPTR
TQTLLQSLGELVKGVIYKWIYVACGMFIVVSFAGRLVYKIVVMFLFLLCLTLFQVYVSLWRKLLKAFW
WLVVAYTMLVLI VYTFQDFPAYWRNL TGFTDEQLGDLGLEQFVSELFSIILVPGFLLACILQLHY
FHRPFMQLTDMHVSLPGTRLPRWAHRQDAVSGTPLLREEQQEQQQQEEEEEEEDSRDEGLGVATPHQ
ATQVPEGAAKWGLVAERLLELAAGFSDVLSRVQVFLRRLELHVFKLVALYTVVVALKEVSMNLLLVL
WAFALPYPRFRPMASCLSTVWTCV IIVCKMLYQLKVVNPQEYSSNCTEPFPNSTNLLPTEISQSLLYRGP
VDPANWFGVRKGFNPGYIQNHLQVLLLLVFEAIVYRRQEHYRRQHQLAPLPAQAVFASGTRQQLDQDLL
GCLKYFINFFYKFGLEICFLMAVNVIGQRMNFLT LHGCWLVAILTRRRHQAIARLWPNYCLFLALFLL
YQYLLCLGMPPALCIDYPWRWSRAVPMNSALIKWLYLPDFFRAPNSTNLSDFLLLLCASQQQVFSAE
TEEWQRMAGVNTDRL EPLRGEPNPVPNF IHCRSYLDMLKVAVFRYLFWLVLVVVFTGATRISIFGLGYL
LACFYLLLFGTALLQRDTRARLVLDCLILYNTV IISKNMILLSACVFVEQMGTGFCWVQLFSLVCTV
KGYYPDKEMMDRDQDCLLPVEEAGI IWDVCFVLLLQRRVFLSHYYLHVRADLQATALLASRGFALYNA
ANLKSIDFHRRIEEKSLAQLKRQMERIRAKQEKHQRVDRSRPQDTLGPKDPGLEPGDPSPGSSPPRR
QWWRPWLDHATVIHSGDYFLFESDSEEEEEAVPEDPRPSAQSAFLAYQAWVTNAQAVLRRRQQEQEQAR
QEAGQQLPTGGGPSQEVEPAEGPEEAAAAGRSHVVQRVLSAQFLWMLGQALVDELTRWLQEFTRHHGTMS
DYLRAERYLLTQELLQGGEVHRGVL DQLYTSQAEATLPGPTEAPNAPSTVSSGLGAEPLSSMTDDMGSP
LSTGYHTRSGSEEAVTDPGEREAGASLYQGLMRTASELLDRRLRIPELEEAELFAEQGRALRLLRAVY
QCVAHSELLCYFIIILNHMVTASAGSLVLPVLVFLWAMLSIPRPSKRFWMTAIVFTEIAVVVKYLFQFG
FFPWNSHVLLRRYENKPYFPPRILGLEKTDGYIKYDLVQLMALFFHRSQLLCYGLWDHEEDSPSKEHDKS
GEEEQGAEEGPVPAATTEDHIQVEARVGPTDGTPEPQVELRPRDTRRISLFRRRKKEGPARKGAAAIE
AEDREEEEGEEKEAPTGREKRPSRSGGRVRAAGRRLQGFCLSLAQGTYRPLRRFFHDILHTKYRAATDV
YALMFLADVDFIIIIIFGFWAFGKHSAAITSSLSDDQVPEAFVMLLIQFSTMVVDRALYLRKTVL GK
LAFQVALVLA IHLWMFFILPAVTERMFNQNVVAQLWYFVKCIYFALSAYQIRCGYPTRILGNFLT KKYNH
LNLFLFQGFRLVPFLVELRAVMDVWVTDTTLSLSSWMCVEDIYANIFI IIKCSRETEKKYPQPKGQKKKI
VKYGMGLIILFLIAIIFWPLL FMSLVRSVGVVNPIDVTVTLKGGYEPLFTMSAQQPSIIPFTAQAY
EELSRQFDPQLAMQFISQYSPEDIVTAQIEGSSGALWRISPPSRAQMKREL YNGTADITLRF TWNFQRD
LAKGGTVEYANEKHMLALAPNSTARRQLASLLEGTSDQSVVIPNLFPKYIRAPNGPEANPVKQLQPNEEA
DYLGVRIQLRREQGAGATGFLEWWVIELQECRTDCNLLPMVIFSDKVSPPSLGLAGYIMGLYVSIVLV
IGKFVRGFFSEISHSIMFEELPCVDRIKLKQDIFLVRETRELEEEELYAKLIFLYRSPETMIKWTRK
E
```

TRPLE - GFP Tag - V

Restriction Sites: SgfI-NotI

Cloning Scheme:

Cloning sites used for ORF Shutting:


ACCN: NM_001142864

ORF Size: 7563 bp

OTI Disclaimer: The molecular sequence of this clone aligns with the gene accession number as a point of reference only. However, individual transcript sequences of the same gene can differ through naturally occurring variations (e.g. polymorphisms), each with its own valid existence. This clone is substantially in agreement with the reference, but a complete review of all prevailing variants is recommended prior to use. [More info](#)

OTI Annotation: This clone was engineered to express the complete ORF with an expression tag. Expression varies depending on the nature of the gene.

Components: The ORF clone is ion-exchange column purified and shipped in a 2D barcoded Matrix tube containing 10ug of transfection-ready, dried plasmid DNA (reconstitute with 100 ul of water).

Reconstitution Method:

1. Centrifuge at 5,000xg for 5min.
2. Carefully open the tube and add 100ul of sterile water to dissolve the DNA.
3. Close the tube and incubate for 10 minutes at room temperature.
4. Briefly vortex the tube and then do a quick spin (less than 5000xg) to concentrate the liquid at the bottom.
5. Store the suspended plasmid at -20°C. The DNA is stable for at least one year from date of shipping when stored at -20°C.

RefSeq: [NM_001142864.4](#)
RefSeq Size: 7833 bp

RefSeq ORF: 7566 bp

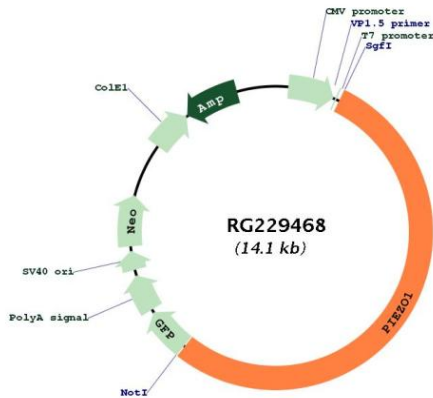
Locus ID: 9780

UniProt ID: [Q92508](#)
Cytogenetics: 16q24.3

Protein Families: Transmembrane

Gene Summary: The protein encoded by this gene is a mechanically-activated ion channel that links mechanical forces to biological signals. The encoded protein contains 36 transmembrane domains and functions as a homotetramer. Defects in this gene have been associated with dehydrated hereditary stomatocytosis. [provided by RefSeq, Jul 2015]

Product images:



Circular map for RG229468