

Product datasheet for **RG227975**

Ki67 (MKI67) (NM_001145966) Human Tagged ORF Clone

Product data:

Product Type:	Expression Plasmids
Product Name:	Ki67 (MKI67) (NM_001145966) Human Tagged ORF Clone
Tag:	TurboGFP
Symbol:	MKI67
Synonyms:	KIA; MIB-; MIB-1; PPP1R105
Mammalian Cell Selection:	Neomycin
Vector:	pCMV6-AC-GFP (PS100010)
E. coli Selection:	Ampicillin (100 ug/mL)
ORF Nucleotide Sequence:	>RG227975 representing NM_001145966 Red=Cloning site Blue=ORF Green=Tags(s)

TTTTGTAATACGACTCACTATAGGGCGGCCGGAATTCGTCGACTGGATCCGGTACCGAGGAGATCTGCC
GCC**CGATCGCC**

ATGTGGCCACGAGACGCTGGTACTATCAAAAGGAGCGGGTTCGACGGTCCCCACTTCCCTGAGCC
TCAGCACCTGCTGTTTGGAAAGGGTATTGAATGTGACATCCGTATCCAGCTTCTGTTGTGTCAAAACA
ACATTGCAAAATTGAAATCCATGAGCAGGAGCAATATTACATAATTTCCAGTCCACAAATCCAACACAA
GTAATGGGTCTGTTATTGATGAGCCTGTACGGCTAAAACATGGAGATGTAATACTATTATTGATCGTT
CCTTCAGGTATGAAAATGAAAGTCTTCAGAATGGAAGGAAGTCAACTGAATTTCCAAGAAAATACGTGA
ACAGGAGCCAGCAGTCGTGCTCAAGATCTAGCTTCTCTTCTGACCCTGATGAGAGTGAGGGAATACCT
TTGAAAAGAAGCGTGTGTCCTTTGGTGGGCACCTAAGACCTGAACTATTTGATGAAAATGCTCCTCCTA
ATACGCTCTCAAAAGGGGAGAAGCCCCAACCAAAAGAAAGTCTCTGGTAATGCACACTCCACCTGTCT
GAAGAAAATCATCAAGGAACAGCCTCAACCATCAGGAAAACAAGAGTCAGGTTCCAGAAATCCATGTGGAA
GTGAAGGCACAAAGCTTGGTTATAAGCCCTCCAGCTCCTAGTCTAGGAAAATCCAGTTGCCAGTGATC
AACGCCGTAGGTCCTGCAAAACAGCCCTGCTTCCAGCAGCAAACTCAGACAGAGGTTCCCTAAGAGAGG
AGGGAGAAAGAGTGGCAACCTGCCTTCAAAGAGAGTGTCTATCAGCCGAAGTCAACATGATATTTACAG
ATGATATGTTCCAAAAGAAGAAGTGGTGTTCGGAAGCAAACTGATTGTTGCAAAATCATGGGCAGATG
TAGTAAAATTTGGTGCAAAACAAACAACTAAAGTCATAAAACATGGTCTCAAAGGTCATGAACAA
AAGGCAAAAGAAGACCTGCTACTCCAAAGAGCCTGTGGGCGAAGTTCACAGTCAATTTAGTACAGGCCAC
GCAAACTCCTTGTACCATAATAATAGGGAAAGCTCATACTGAAAAAGTACATGTGCCTGCTCGACCT
ACAGAGTGCTCAACAACCTCATTCCAACCAAAAAATGGACTTTAAGGAAGATCTTTCAGGAATAGCTGA
AATGTTCAAGACCCAGTGAAGGAGCAACCGCAGTTGACAAGCACATGTCACATCGCTATTTCAAATTC
GAGAATTTGCTTGAAAACAGTTTCAAGGAAGTATTGAGGAGAAGAACCTCTGCTCCACCTCAGAGA
GTTTTGGAGAAATGTGTTCTTCAGTGCACAGAATGCAGCAAAACAGCCATCTGATAAATGCTCTGCAAG
CCCTCCCTAAGACGGCAGTGTATTAGAGAAAATGAAAACGTAGCAAAAACGCCAGGAACACCTACAAA



ATGACTTCTCTGGAGACAAAACTTCAGATACTGAGACAGAGCCTTCAAAAAAGTATCCACTGCAAAACA
 GGTGAGGAAAGTCTACAGAGTTCAGGAATATACAGAAGCTACCTGTGAAAGTAAGAGTGAAGAAACAAA
 TACAGAAATTGTTGAGTGCATCCTAAAAAGAGGTGAGAAGGCAACACTACTACAACAAAGGAGAGAAGGA
 GAGATGAAGGAAATAGAAAGACCTTTTGGAGACATATAAGGAAAATATTGAATTAAGAAACAAAGGATGAAA
 AGATGAAAGCAATGAAGAGATCAAGAAGTGGGGCAGAAATGTGCACCAATGTCTGACCTGACAGACCT
 CAAGAGCTTGCCTGATACAGAAGTCAAGAAAGACACGGCAGCTGGCCAGAATCTCCTCCAAACCCAAAGAT
 CATGCCAAAGGCAACAAAGAGTGAAGAAAGGCAAAATCACTAAAATGCCCTGCCAGTATTACAACCAAGAAC
 CAATAAACACCCCAACACACACAAAACAACAGTTGAAGGCATCCCTGGGGAAAGTAGGTGTGAAAGAAGA
 GCTCCTAGCAGTCGCAAGTTTACACGGACGTCAGGGGAGACCACGCACACGCACAGAGACCAGCAGGA
 GATGGCAAGAGCATCAGAACGTTTAAAGGAGTCTCCAAAGCAGATCCTGGACCCAGCAGCCGTGTAAGT
 GAATGAAGAAGTGGCAAGAAGCCTAAGGAAGAGGCCAGTCACTAGAAGACCTGGCTGGCTTCAAAGA
 GCTCTTCCAGACACCAGTCCCTCTGAGGAATCAATGACTGATGAGAAAATACCAAAATAGCCTGCAAA
 TCTCCACCACCAGAATCAGTGGACACTCCAACAAGCACAAGCAATGGCCTAAGAGAAGTCTCAGGAAAG
 CAGATGTAGAGGAAGAATTTCTAGCACTCAGGAAACTAACCCATCAGCAGGGAAAGCCATGCTTACGCC
 CAAACCAGCAGGAGGTGATGAGAAAGACATTAAGCATTATGGGAACTCCAGTGCAGAAACTGGACCTG
 GCAGGAACTTTACTTGGCAGCAAAAGACAGCTACAGACTCCTAAGGAAAAGGCCAGGCTCTAGAAGACC
 TGGCTGGCTTTAAAGAGCTTCCAGACTCCTGGTCACACCGAGGAATTAGTGGCTGCTGGTAAAACCCAC
 TAAAATACCCTGCGACTCTCCACAGTCAAGCCAGTGGACACCCCAACAAGCACAAGCAACGACCCAAAG
 AGAAGTATCAGGAAAGCAGATGTAGAGGGAGAAGTCTTAGCGTGCAGGAATCTAATGCCATCAGCAGGCA
 AAGCCATGCACACGCCTAAACCATCAGTAGGTGAAGAGAAAGACATCATCATATTTGTGGAACTCCAGT
 GCAGAACTGGACCTGACAGAGAAGTAAACCGCAGCAAGAGACGGCCACAAACTCCTAAGGAAGAGGCC
 CAGGCTCTGGAAGACCTGACTGGCTTTAAAGAGCTTCCAGACCCCTGGTCATACTGAAGAAGCAGTGG
 CTGCTGGCAAAACTACTAAAATGCCCTGCGAATCTTCCACCAGAATCAGCAGACACCCCAACAAGCAC
 AAGAAGGCAGCCCAAGACACCTTTGGAGAAAAGGACGCTACAGAAGGAGCTCTCAGCCCTGAAGAAGCTC
 ACACAGACATCAGGGAAACACACACACAGATAAAGTACCAGGAGGTGAGGATAAAGCATCAACGCGT
 TTAGGGAAACTGCAAAACAGAACTGGACCCAGCAGCAAGTGTAACTGGTAGCAAGAGGCACCCAAAAAC
 TAAGGAAAAGGCCCAACCCCTAGAAGACCTGGCTGGCTTGAAGAGCTTCCAGACACCAGTATGCACT
 GACAAGCCACGACTCACGAGAAAATACCAAAATAGCCTGCAGATCACAAACCAGACCCAGTGGACACAC
 CAACAAGTCCAAGCCACAGTCCAAGAGAAGTCTCAGGAAAGTGGACGTAGAAGAAGAATTTCTCGCACT
 CAGGAAACGAACACCATCAGCAGGCAAGCCATGCACACACCCAAACCAGCAGTAAGTGGTGAAGAAAAC
 ATCTACGCATTTATGGGAACTCCAGTGCAGAAACTGGACCTGACAGAGAAGTAACTGGCAGCAAGAGAC
 GGCTACAAACTCCTAAGGAAAAGGCCAGGCTCTAGAAGACCTGGCTGGCTTTAAAGAGCTTCCAGAC
 ACGAGGTCACTGAGGAATCAATGACTAACGATAAAAAGTGCAAAAGTAGCCTGCAAAATCTTCAACAACA
 GACCCAGACAAAAACCCAGCAAGCTCCAAGCGACGGCTCAAGACATCCCTGGGGAAAGTGGGCGTGAAGG
 AAGAGCTCCTAGCAGTTGGCAAGCTCACACAGACATCAGGAGAGACTACACACACACACAGAGCCAAAC
 AGGAGATGGTAAGAGCATGAAAGCATTTATGGAGTCTCCAAGCAGATCTTAGACTCAGCAGCAAGTCTA
 ACTGGCAGCAAGAGGCAGCTGAGAACTCCTAAGGGAAAGTCTGAAGTCCCTGAAGACCTGGCCGGCTTCA
 TCGAGCTCTTCCAGACACCAAGTCACTAAGGAATCAATGACTAACGAAAAAATACCAAAAGTATCCTA
 CAGAGCTTCCAGCCAGACCTAGTGGACACCCCAACAAGCTCCAAGCCACAGCCCAAGAGAAAGTCTCAGG
 AAAGCAGACACTGAAGAAGAATTTTATAGCATTAGGAAAACAACGCCATCAGCAGGCAAAAGCCATGCACA
 CACCCAAACCAGCAGTAGGTGAAGAGAAAGACATCAACACGTTTTTGGGAACTCCAGTGCAGAAACTGGA
 CCAGCCAGGAAATTTACCTGGCAGCAATAGACGGCTACAAACTCGTAAGGAAAAGGCCAGGCTCTAGAA
 GAAGTACTGGCTTCCAGAGACTTTTCCAGACACCATGCACTGATAACCCACGACTGATGAGAAAATA
 CCAAAAAAATACTCTGCAAACTCCGCAATCAGACCCAGCGACACCCCAACAACAAAGCAACGGCC
 CAAGAGAAGCCTCAAGAAAGCAGACGTAGAGGAAGAATTTTATGATTAGGAAACTAACCCATCAGCA
 GGCAAAGCCATGCACACGCCTAAAGCAGCAGTAGGTGAAGAGAAAGACATCAACACATTTGTGGGACTC
 CAGTGGAGAAACTGGACCTGCTAGGAAATTTACCTGGCAGCAAGAGACGGCCACAACCTCCTAAAGAAA
 GGCCAAGGCTCTAGAAGATCTGGCTGGCTTCAAAGAGCTTCCAGACACCAGGTCACTGAGGAATCA
 ATGACCGATGACAAAATCACAGAAGTATCCTGCAAAATCTCCACAACCAGCCAGTCAAAACCCCAACA
 GCTCCAAGCAACGACTCAAGATATCCTTGGGAAAGTAGGTGTGAAAGAAGAGGTCTACCAGTCGGCAA
 GCTCACACAGACGTCAGGGAAGACCACACAGACACACAGAGAGACAGCAGGAGATGGAAAGAGCATCAA
 GCGTTTAAAGGAATCTGCAAAAGCAGATGCTGGACCCAGCAAACTATGGAAGTGGATGGAGAGGTGGCCAA

GAACACCTAAGGAAGAGGCCAATCACTAGAAGACCTGGCCGGCTTCAAAGAGCTCTCCAGACACCAGA
 CCACACTGAGGAATCAACAACCTGATGACAAAACCTACAAAATAGCCTGCAAACTCCACCACCAGAATCA
 ATGGACTCTCAACAAGCACAAGGAGGCCGCCCCAAAACACCTTTGGGAAAAGGGATATAGTGGAAGAGC
 TCTCAGCCTGAAGCAGCTCACACAGACCACACACAGACAAAAGTACCAGGAGATGAGGATAAAGGCAT
 CAACGTGTTCAAGGAAAAGTGCAAAACAGAAAAGTGGACCCAGCAGCAAGTGAAGTGGTAGCAAGAGGCAG
 CCAAGAAGCTCCTAAGGAAAAGCCCAACCCCTAGAAGACTTGGCTGGCTTGAAGAGCTCTCCAGACAC
 CAATATGCACTGACAAGCCACGACTCATGAGAAAACCTACAAAATAGCCTGCAGATCTCCACAACCAGA
 CCCAGTGGGTACCCCAACAATCTTCAAGCCACAGTCCAAGAGAAGTCTCAGGAAAAGCAGCTAGAGGAA
 GAATCCTTAGCACTCAGGAAAACGAACCATCAGTAGGAAAAGCTATGGACACACCCAAAACAGCAGGAG
 GTGATGAGAAAAGACATGAAAAGCATTATGGGAACTCCAGTGCAGAAAATTGGACCTGCCAGGAAAATTACC
 TGGCAGCAAAAAGATGGCCACAACTCCTAAGGAAAAGGCCAGGCTCTAGAAGACCTGGCTGGCTTCAA
 GAGCTCTCCAGACACCAGGCACTGACAAGCCACGACTGATGAGAAAACCTACAAAATAGCCTGCAAAAT
 CTCCACAACCAGACCCAGTGGACACCCAGCAAGCACAAGCAACGGCCCAAGAGAAAACCTCAGGAAAGC
 AGACGTAGAGGAAGAATTTTTAGCACTCAGGAAAACGAACACCATCAGCAGGCAAAGCCATGGACACACCA
 AAACCAGCAGTAAGTGTGAGAAAAATATCAACACATTTGTGAAAACCTCAGTGCAGAAAACCTGGACCTGC
 TAGGAAAATTTACCTGGCAGCAAGAGACGCCACAGACTCCTAAGGAAAAGGCTGAGGCTCTAGAGGACCT
 GGTGGCTTCAAAGAAGCTCTCCAGACACCAGGTCACACTGAGGAATCAATGACTGATGACAAAATCACA
 GAAGTATCCTGTAAATCTCCACAGCCAGAGTATTCAAAAACCTCAAGAAGCTCCAAGCAAAGGCTCAAGA
 TACCCCTGGTGAAGTGGACATGAAAGAAGAGCCCTAGCAGTCAAGCAAGCTCACACGGACATCAGGGGA
 GACTACGCAAAACACACAGAGCCAACAGGAGATAGTAAGAGCATCAAAGCGTTTAAAGAGTCTCCAAAAG
 CAGATCCTGGACCCAGCAGCAAGTGAAGTGGTAGCAGGAGGCAGCTGAGAACTCGTAAGGAAAAGGCC
 GTGCTCTAGAAGACCTGGTTGACTTCAAAGAGCTTCTCAGCACCAGGTCACACTGAAGAGTCAATGAC
 TATTGCAAAAACACAAAATTTCCCTGCAAACTCCCCCACCAGAACTAACAGACACTGCCACGAGCACA
 AAGAGATGCCCCCAAGACACGCTCCAGGAAAAGAAAGTAAAAGAGGAGCTCTCAGCAGTTGAGAGGCTCACGC
 AAACATCAGGGCAAAGCACACACACACAAAAGAACAGCAAGCGGTGATGAGGGCATCAAAGTATTGAA
 GCAACGTGCAAAGAAGAAAACCAACCCAGTAGAAGAGGAAACCCAGCAGGAGAAGGCCAAGAGCACCTAAG
 GAAAAGGCCCAACCCCTGGAAGACCTGGCCGGCTTACAGAGCTCTGAAAACATCAGGTCACACTCAGG
 AATCACTGACTGCTGGCAAAGCCACTAAAATACCCTGCGAATCTCCCCACTAGAAGTGGTAGACACCAC
 AGCAAGCACAAGAGGCATCTCAGGACACGTGTGAGAAGGTACAAGTAAAAGAAGAGCCTTCAGCAGTC
 AAGTTCACACAACATCAGGGGAAACACGGATGCAGACAAGAACCAGCAGGTGAAGATAAAGGCATCA
 AAGCATTGAAGGAATCTGCAAAACAGACACCGGCTCCAGCAGCAAGTGAAGTGGCAGCAGGAGACGGCC
 AAGAGCACCCAGGAAAAGTGCCCAAGCCATAGAAGACCTAGCTGGCTTCAAAGACCCAGCAGCAGGTCA
 ACTGAAGAATCAATGACTGATGACAAAACCACTAAAATACCCTGCAAAATCATCACCAGAAGTGAAGACA
 CCGCAACAAGCTCAAAGAGACGGCCAGGACACGTGCCAGAAAAGTAGAAGTGAAGGAGGAGCTGTTAGC
 AGTTGGCAAGCTCACAAAACCTCAGGGGAGACCACGCACACCCGACAAAAGAGCCGGTAGGTGAGGGCAA
 GGCACGAAAGCATTTAAGCAACCTGCAAAGCGGAAGCTGGACGCAGAAGATGTAATTGGCAGCAGGAGAC
 AGCCAAGAGCACCTAAGGAAAAGGCCAACCCCTGGAAGATCTGGCCAGCTTCAAAGAGCTCTCTCAAAC
 ACCAGGCCACACTGAGGAACTGGCAAATGGTGTGCTGATAGCTTTACAAGCGCTCAAAGCAAAACACT
 GACAGTGGAAAACCTCTAAAAATATCCAGAAGAGTTCTTCGGGCCCTAAAGTGAACCCCTGGGAGAGC
 TGATAAGCACCAGAGACCCGTAAAATCACAAGCAAAAAGCAAAAGCAAACTTCCCTGCCCCACTGCCCTTCAA
 GAGGGGAGGTGGCAAAGATGGAAGCGTACGGGAACCAAGAGGCTGCGCTGCATGCCAGCACCAGAGGAA
 ATTGTGGAGGAGCTGCCAGCCAGCAAGAAGCAGAGGGTTGCTCCCAGGGCAAGAGGCAAATCATCCGAAC
 CCGTGGTCATCATGAAGAGAAGTTTGGAGACTTCTGCAAAAAGAATTGAACCTGCGGAAGAGCTGAACAG
 CAACGACATGAAAACCAACAAAGAGGAACAAAATTACAAGACTCGGTCCCTGAAAATAAGGGAATATCC
 CTGCGCTCCAGACGCCAAAATAAGACTGAGGCAGAACAGCAAATAACTGAGGTCTTTGTATTAGCAGAAA
 GAATAGAAATAAACAGAAATGAAAAGAAGCCCATGAAGACCTCCCAGAGATGGACATTCAGAATCCAGA
 TGATGGAGCCCGAAACCCATACCTAGAGACAAAAGTCACTGAGAACAAAAGGTGCTTGAGGTCTGCTAGA
 CAGAATGAGAGCTCCAGCCTAAGGTGGCAGAGGAGAGCGGAGGGCAGAAGAGTGGCAAGGTTCTCATGC
 AGAATCAGAAAAGGAAAAGGAGAAGCAGGAAATTCAGACTCCATGTGCCTGAGATCAAGAAAAGCAAAAAG
 CCAGCCTCGAGCAAGCACTTTGGAGAGCAAATCTGTGCAGAGAGTAACGCGGAGTGTCAAGAGGTGTGCA
 GAAAATCCAAAAGAAGGCTGAGGACAATGTGTGTGTCAAGAAAATAAGAACCAGAAGTCAATAGGGACAGTG
 AAGATATT

AGCGGACCGACGCGTACGCGGCCGCTCGAG - GFP Tag - GTTTAA

Protein Sequence:

>RG227975 representing NM_001145966
 Red=Cloning site Green=Tags(s)

MWPTRRLLVTIKRSGVDGPHFPLSLSTCLFGRGIECDIRIQLPVVSKQHCKIEIHEQEAILHNFSSNTPTQ
 VNGSVIDEPEVRLKHGDVITIIDRSFRYENESLQNGRKSSTEFPRKIREQEPARRVSRSSFSSDPDESEGIP
 LKRRRVSFGGHLRPELFDENLPNTPLKRGEATKRKSLVMHTPPVLKKIIEKQPQPSGKQESGSEIHVE
 VKAQLSIVSPPAPSPRKPVASDQRRRSCKTAPASSSSKQTEVPKRGRKSGNLSKRVSVISRSQHDILQ
 MICKRRRSGASEANLIVAKSWADVVKLGAQTQTKVIKHGQPQRSMNKRQRRPATPKKPVGEVHSQFSTGH
 ANSPCTIIIGKAHTEKVHVPARPYRVLNFIISNQKMDFKEDLSGIAEMFKTPVKEQPQLTSTCHIAISNS
 ENLLGKQFQGTDSGEEPLPTSESFGGNVFFSAQNAAKQPSDKCSASPPLRRQCIRENGNVAKTPRNTYK
 MTSLETKTSDTEPEPSKTVSTANRSRSTEFRNIIQKLPVESKSEETNTEIVECILKRGQKATLLQQRREG
 EMKEIERPFETYKENIELKENDEKMKAMKRSRTWQKCAPMSDLTDLKSLPDTELMKDARGQNLQQTQD
 HAKAPKSEKGIKMPQCQLQPEPINTPTHTKQQLKASLGKVGVEELLAVGKFRTRSGETTHTHREPAG
 DGKSIRTFKESPKQILDPAARVTGMKKWPRTPKEEAQSLLEDLAGFKELFQTPGPSEESMTDEKTTKIACK
 SPPPEVDTPSTKQWPKRSLRKADVEEFLALRKLTPSAGKAMLTTPKAGGDEKDIKAFMGTPVQKLDL
 AGTLPGSKRQLQTPKEKAQALEDLAGFKELFQTPGHTEELVAAGTKTKIPCDSPQSDPVDTPSTKQRPK
 RSIRKADVEGELLACRNLMPGAMHTPKPSVGEKDIIFVGTVPVQKLDL TENLTGSKRRPQTPKEEA
 QALEDLTGFKELFQTPGHTEEEVAAGTKTKMPCESSPPESADTPTSTRRQPKTLEKRDVQKEL SALKKL
 TQTSGETTHTDKVPGGEDKSINAFRETAKQLDPAASVTGSKRHPKTKEKAQPLEDLAGLKFQTPVCT
 DKPTTHEKTTKIACRSQDPDPTPTSSKQSKRSLRKVDVEEFLALRKRTPSAGKAMHTPKPAVSGEKN
 IYAFMGTPVQKLDL TENLTGSKRRLQTPKEKAQALEDLAGFKELFQTRGHTEESMTNDKTAKVACKSSQP
 DPKNPASSKRRLKTS LGKVGVEELLAVGKLTQTSGETTHTHTEPTGDGKSMKAFMESPKQILDSAAASL
 TGSKRQLRTPKQSEVPEDLAGFIELFQTPSHTKESMTNEKTTKVSYRASQPDLDPTSSKQPKRSLR
 KADTEEEFLAFRQTPSAGKAMHTPKPAVGEKDIINTFLGTPVQKLDQPGNLPGSNRRLQTRKEKAQALE
 ELTGRELQTPCTDNPTTDEKTTKILCKSPQSDPADTPTNTKQRPKSLKADVEEFLAFRKLTPSA
 GKAMHTPKAAVGEKDIINTFVGTVPVEKLDLLGNLPGSKRRPQTPKEKAKALEDLAGFKELFQTPGHTEES
 MTDDKI TEVSCKSPQDPVKTPSSKQRLKISLGKVGVEEVLVPGKLTQTSGETTQTHRETAGDGKSIK
 AFKESAKQMLDPANYGTGMERWPRTPKEEAQSLLEDLAGFKELFQTPDHTEESTDDKTTKIACKSPPES
 MDPTSTRRRPKTPLGKRDIVEEL SALKQLTQTHTDKVPGEDKGINVFRETAKQLDPAASVTGSKRQ
 PRTPKGKAQPLEDLAGLKFQTPICTDKPTTHEKTTKIACRSQDPDPTIFKQSKRSLRKADVEE
 ESLALRKRTPSVGKAMDTPKAGGDEKDMKAFMGTPVQKLDLPGNLPGSKRWPQTPKEKAQALEDLAGFK
 ELFQTPGTDKPTTDEKTTKIACKSPQDPDPTASTKQRPKRNLRKADVEEFLALRKRTPSAGKAMDT
 KPAVSDEKNINTFVETPVQKLDLLGNLPGSKRQTPKEKAELEDLVGFKELFQTPGHTEESMTDDKIT
 EVSCKSPQESFKTSRSSKQRLKIPLVKVDMKEEPLAVSKL TRTSGETTQTHTEPTGDSKSIKAFKESPK
 QILDPAASVTGSRRLRTRKEKARALEDLVDFKELFSAPGHTEESMTIDKNTKIPCKSPPPELTDATST
 KRCPKTRPRKEVKEELSAVERLTQTSQSSTHHEKASGDEGIKVLKQRAKKKPNPVEEESRRRPRAPK
 EKAQPLEDLAGFTELSETSGHTQESL TAGKATKIPCESPPLEVVDTTASTKRHLRTRVQKVQVKEEPSAV
 KFTQTSGETTDADKEPAGEDKGIKALKESAKQTPAAPASVTGSRRRPRAPRESAQAIEDLAGFKDPAAGH
 TEESMTDDKTTKIPCKSPELEDATSSKRRPRTRAQVEVKEELLAVGKLTQTSGETTHTDKEPVGEGK
 GTKAFKQPAKRKLD AEDVIGSRQPAPRKEKAQPLEDLASFQELSQTPGHTEELANGAADSFTSAPKQTP
 DSGKPLKISRRVLRAPKVEPVGDVVSTRDPVKSQSKSNTSLPPLPFKRGGGKDGSVTGKRLRCMPAPEE
 IVEELPASKKQVAPRARGKSSEPVVIMKRSRLTSAKRIEPAEELNSNDMKTNKEEHKLQDSVPENKGIS
 LRSRRQNKTEAEQI TEVFVLAERIEINRNEKKPMKTSPEMDIQNPDDGARKPIPRDKVTENKRCLRSAR
 QNESSQPKVAEESGGQKSAKVLMOQNQKGGKGEAGNSDSMCLRSRKTQSQAASTLESKSVQVTRSVKRCR
 ENPKKAEDNVCKKIRTRSHRSEDI

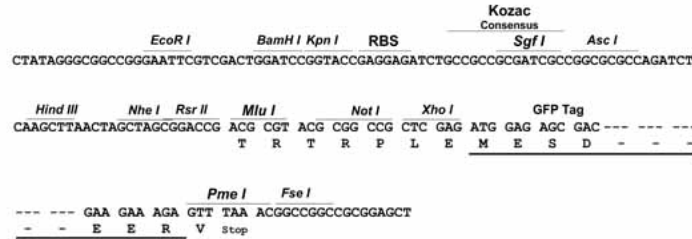
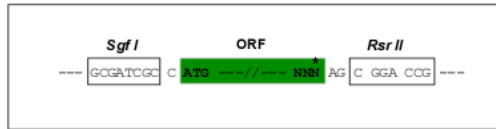
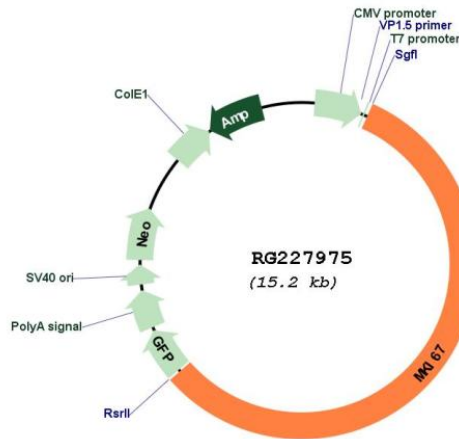
SGPTRRRLE - GFP Tag - V

Restriction Sites:

Sgfl-RsrII

Cloning Scheme:

Cloning sites used for ORF Shuttling:


Plasmid Map:

ACCN:

NM_001145966

ORF Size:

8688 bp

OTI Disclaimer:

The molecular sequence of this clone aligns with the gene accession number as a point of reference only. However, individual transcript sequences of the same gene can differ through naturally occurring variations (e.g. polymorphisms), each with its own valid existence. This clone is substantially in agreement with the reference, but a complete review of all prevailing variants is recommended prior to use. [More info](#)

OTI Annotation:

This clone was engineered to express the complete ORF with an expression tag. Expression varies depending on the nature of the gene.

Components:	The ORF clone is ion-exchange column purified and shipped in a 2D barcoded Matrix tube containing 10ug of transfection-ready, dried plasmid DNA (reconstitute with 100 ul of water).
Reconstitution Method:	<ol style="list-style-type: none">1. Centrifuge at 5,000xg for 5min.2. Carefully open the tube and add 100ul of sterile water to dissolve the DNA.3. Close the tube and incubate for 10 minutes at room temperature.4. Briefly vortex the tube and then do a quick spin (less than 5000xg) to concentrate the liquid at the bottom.5. Store the suspended plasmid at -20°C. The DNA is stable for at least one year from date of shipping when stored at -20°C.
RefSeq:	<u>NM_001145966.2</u>
RefSeq Size:	11427 bp
RefSeq ORF:	8691 bp
Locus ID:	4288
UniProt ID:	<u>P46013</u>
Cytogenetics:	10q26.2
Protein Families:	Druggable Genome, ES Cell Differentiation/IPS
Gene Summary:	This gene encodes a nuclear protein that is associated with and may be necessary for cellular proliferation. Alternatively spliced transcript variants have been described. A related pseudogene exists on chromosome X. [provided by RefSeq, Mar 2009]