

## Product datasheet for **RG227838**

### PRKRA (NM\_001139518) Human Tagged ORF Clone

#### Product data:

Product Type:	Expression Plasmids
Product Name:	PRKRA (NM_001139518) Human Tagged ORF Clone
Tag:	TurboGFP
Symbol:	PRKRA
Synonyms:	DYT16; HSD14; PACT; RAX
Mammalian Cell Selection:	Neomycin
Vector:	pCMV6-AC-GFP (PS100010)
E. coli Selection:	Ampicillin (100 ug/mL)
ORF Nucleotide Sequence:	>RG227838 representing NM_001139518 Red=Cloning site Blue=ORF Green=Tags(s)

TTTTGTAATACGACTCACTATAGGGCGGCCGGAATTCGTCGACTGGATCCGGTACCGAGGAGATCTGCC  
GCC**CGATCGCC**

ATGTCCCAGAGCAGGCACCGCGCCGAGGCCCGCCGCTGGAGCGCGAGGACAGTGGGACCTTCAGTTTGG  
GGAAGATGATAACAGCTAAGCCAGGGAAAACCCGATTCAGGTATTACACGAATACGGCATGAAGACCAA  
GAACATCCGAGTTTATGAATGTGAAAGATCTGATGTGCAAATACACGTGCCCACTTTCACCTTCAGAGTA  
ACCGTTGGTGACATAACCTGCACAGGTGAAGGTACAAGTAAGAAGCTGGCGAAACATAGAGCTGCAGAGG  
CTGCCATAAACATTTTGAAGCCAATGCAAGTATTTGCTTTCAGTTCCCTGACCCCTTAATGCCTGACCC  
TTCCAAGCAACCAAGAACCAGCTTAATCCTATTGGTTTCATTACAGGAATTGGCTATTCATCATGGCTGG  
AGACTTCTGAATATACCTTTCCAGGAGGGAGGACCTGCTCATAAGAGAGAATATACTACAATTTGCA  
GGCTAGAGTCATTTATGGAACTGGAAAGGGGCATCAAAAAGCAAGCCAAAAGGAATGCTGCTGAGAA  
ATTTCTTGCCAAATTTAGTAATTTTCTCCAGAGAACCACATTTCTTTAACAAATGTAGTAGGACATTCT  
TTAGGATGTACTTGCCATTCCTTGAGGAATTCCTGTTGAAAAGATCACTTACTGAAAAGAAGCCTCC  
TTAGTATTCAAAATACAGATTACATCCAGCTGCTTAGTGAATTGCCAAGGAACAAGGTTTTAATAAAC  
ATATTTGGATATAGATGAACTGAGCGCCAATGGACAATATCAATGTCTTGCTGAACTGTCCACCAGCCCC  
ATCACAGTCTGTCATGGCTCCGGTATCTCCTGTGGCAATGCACAAAGTGATGCAGCTCACAATGCTTTGC  
AGTATTTAAAGATAATAGCAGAAAGAAAG

**ACGCGT**ACGCGGCCGCTCGAG - GFP Tag - GTTTAA



[View online »](#)

**Protein Sequence:** >RG227838 representing NM\_001139518  
Red=Cloning site Green=Tags(s)

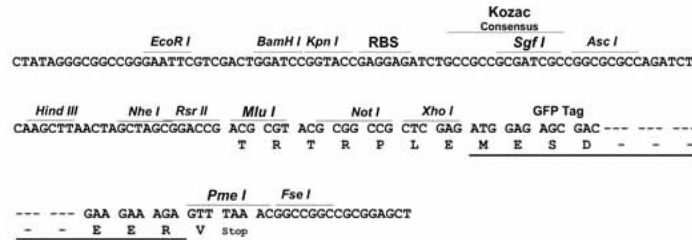
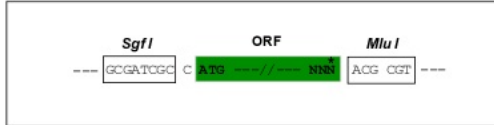
MSQSRHRAEAPPLEREDSGTFFSLGKMITAKPGKTPIQVLHEYGMKTKNIPVYECERSDVQIHVPTFTFRV  
 TVGDITCTGEGTSKKLAKHRAEAAINILKANASICFVDPDPLMPDPSKQPKNQLNPIGSLQELAIHHGW  
 RLP EYTL SQEGGPAHKREYTTICRLESF METGKGASKKQAKRNAAEKFLAKFSNI SPENHISL TNVVGHS  
 LGCTWHSLRNSPGEKINLLKRSLLSIPNTDYIQLLSEIAKEQGFNITYLDIDEL SANGQYQCLAELSTSP  
 ITVCHGSGISCGNAQSDAAHNALQYLKIIAERK

TRTRPLE - GFP Tag - V

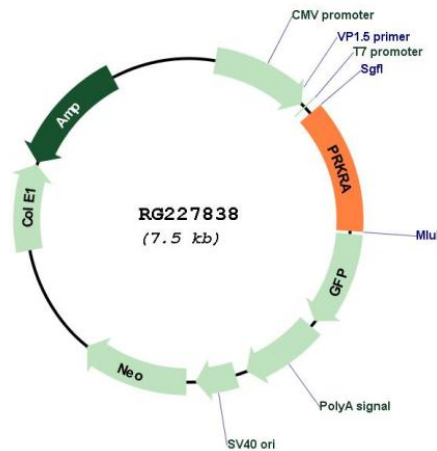
**Restriction Sites:** SgfI-MluI

**Cloning Scheme:**

Cloning sites used for ORF Shuttling:



**Plasmid Map:**



**ACCN:** NM\_001139518

**ORF Size:** 864 bp

<b>OTI Disclaimer:</b>	The molecular sequence of this clone aligns with the gene accession number as a point of reference only. However, individual transcript sequences of the same gene can differ through naturally occurring variations (e.g. polymorphisms), each with its own valid existence. This clone is substantially in agreement with the reference, but a complete review of all prevailing variants is recommended prior to use. <a href="#">More info</a>
<b>OTI Annotation:</b>	This clone was engineered to express the complete ORF with an expression tag. Expression varies depending on the nature of the gene.
<b>Components:</b>	The ORF clone is ion-exchange column purified and shipped in a 2D barcoded Matrix tube containing 10ug of transfection-ready, dried plasmid DNA (reconstitute with 100 ul of water).
<b>Reconstitution Method:</b>	<ol style="list-style-type: none"><li>1. Centrifuge at 5,000xg for 5min.</li><li>2. Carefully open the tube and add 100ul of sterile water to dissolve the DNA.</li><li>3. Close the tube and incubate for 10 minutes at room temperature.</li><li>4. Briefly vortex the tube and then do a quick spin (less than 5000xg) to concentrate the liquid at the bottom.</li><li>5. Store the suspended plasmid at -20°C. The DNA is stable for at least one year from date of shipping when stored at -20°C.</li></ol>
<b>RefSeq:</b>	<a href="#">NM_001139518.1</a> , <a href="#">NP_001132990.1</a>
<b>RefSeq Size:</b>	1627 bp
<b>RefSeq ORF:</b>	867 bp
<b>Locus ID:</b>	8575
<b>UniProt ID:</b>	<a href="#">O75569</a>
<b>Cytogenetics:</b>	2q31.2
<b>Protein Families:</b>	Druggable Genome
<b>Gene Summary:</b>	This gene encodes a protein kinase activated by double-stranded RNA which mediates the effects of interferon in response to viral infection. Mutations in this gene have been associated with dystonia. Alternative splicing results in multiple transcript variants. [provided by RefSeq, Nov 2008]