

Product datasheet for **RG227390**

VDAC3 (NM_001135694) Human Tagged ORF Clone

Product data:

Product Type: Expression Plasmids
Product Name: VDAC3 (NM_001135694) Human Tagged ORF Clone
Tag: TurboGFP
Symbol: VDAC3
Synonyms: HD-VDAC3; VDAC-3
Mammalian Cell Selection: Neomycin
Vector: pCMV6-AC-GFP (PS100010)
E. coli Selection: Ampicillin (100 ug/mL)
ORF Nucleotide Sequence: >RG227390 representing NM_001135694
 Red=Cloning site Blue=ORF Green=Tags(s)

TTTTGTAATACGACTCACTATAGGGCGGCCGGAATTCGTCGACTGGATCCGGTACCGAGGAGATCTGCC
 GCC**CGATCGCC**

ATGTGTAACACACCAACGTACTGTGACCTAGGAAAGGCTGCTAAGGATGTCTTCAACAAAGGATATGGCT
 TTGGCATGGTCAAGATAGACCTGAAAACCAAGTCTTGTAGTGGAGTGATGGAATTTCTACTTCTGGTCA
 TGCTTACACTGATACAGGAAAGCATCAGGCAACCTAGAAACCAATATAAGGTCTGTAACATATGGACTT
 ACCTTCACCCAGAAATGGAACACAGACAATACTCTAGGGACAGAAATCTCTTGGGAGAATAAGTTGGCTG
 AAGGGTTGAAACTGACTCTTGATACCATATTTGTACCGAACACAGGAAAGAAGAGTGGGAAATTGAAGGC
 CTCTATAAACGGGATTGTTTTAGTGTGGCAGTAATGTTGATATAGATTTTCTGGACCAACCATCTAT
 GGCTGGGCTGTGTTGGCCTTCGAAGGGTGGCTTGCTGGCTATCAGATGAGTTTGCACACGCCAAATCCA
 AACTGTACAGAATAATTCGCCCTGGGTTACAAGGCTGCGGACTTCCAGCTGCACACACATGTGAACGA
 TGGCACTGAATTTGGAGTTCTATCTACCAGAAGGTGAATGAGAAGATTGAAACATCCATAAACCTTGCT
 TGGACAGCTGGGAGTAACAACACCCGTTTTGGCATTGCTGCTAAGTACATGCTGGATTGTAGAATTCTC
 TCTCTGCTAAAGTAAATAATGCCAGCCTGATTGGACTGGGTTATACTCAGACCCTTCGACCAGGAGTCAA
 ATTGACTTTATCAGCTTTAATCGATGGGAAGAAGTTCAGTGCAGGAGGTCACAAGGTTGGCTTGGGATT
 GAACTGGAAGCT

ACGCGTACGCGGCCGCTCGAG - GFP Tag - GTTTAA



[View online »](#)

Protein Sequence: >RG227390 representing NM_001135694
 Red=Cloning site Green=Tags(s)

MCNTPTYCDLGKAAKDVFNKGYGFGMVKIDLKTKSCSGVMEFSTSGHAYTDTGKASGNLETKYKVCNYGL
 TFTQKWNTDNTLGTEISWENKLAEGLKLTLDITFVPNTGKKSGLKASYKRDCFVSGSNVDIDFSGPTIY
 GWAVLAFEGWLAGYQMSFDTAKSKLSQNNFALGYKAADFQLHHTVNDGTEFGGSIYQKVNEKIETSINLA
 WTAGSNTRFGIAAKYMLDCRTSLSAKVNNASLIGLYTQTLRPGVKLTLSALIDGKNFSAGGHKVGGLGF
 ELEA

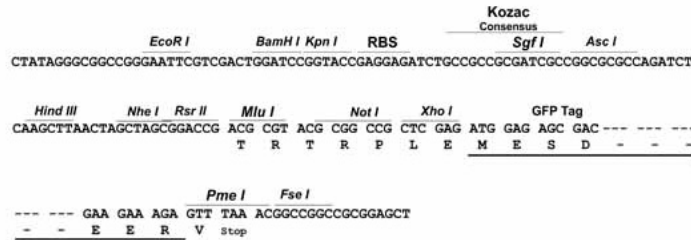
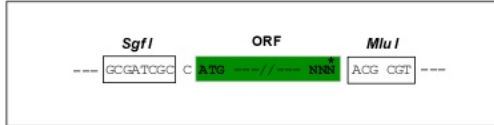
TRTRPLE - GFP Tag - V

Restriction Sites:

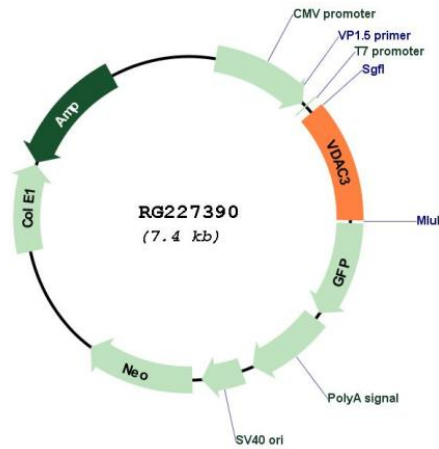
SgfI-MluI

Cloning Scheme:

Cloning sites used for ORF Shuttling:



Plasmid Map:



ACCN: NM_001135694

ORF Size: 852 bp

OTI Disclaimer:	The molecular sequence of this clone aligns with the gene accession number as a point of reference only. However, individual transcript sequences of the same gene can differ through naturally occurring variations (e.g. polymorphisms), each with its own valid existence. This clone is substantially in agreement with the reference, but a complete review of all prevailing variants is recommended prior to use. More info
OTI Annotation:	This clone was engineered to express the complete ORF with an expression tag. Expression varies depending on the nature of the gene.
Components:	The ORF clone is ion-exchange column purified and shipped in a 2D barcoded Matrix tube containing 10ug of transfection-ready, dried plasmid DNA (reconstitute with 100 ul of water).
Reconstitution Method:	<ol style="list-style-type: none">1. Centrifuge at 5,000xg for 5min.2. Carefully open the tube and add 100ul of sterile water to dissolve the DNA.3. Close the tube and incubate for 10 minutes at room temperature.4. Briefly vortex the tube and then do a quick spin (less than 5000xg) to concentrate the liquid at the bottom.5. Store the suspended plasmid at -20°C. The DNA is stable for at least one year from date of shipping when stored at -20°C.
RefSeq:	NM_001135694.2 , NP_001129166.1
RefSeq Size:	1557 bp
RefSeq ORF:	855 bp
Locus ID:	7419
UniProt ID:	Q9Y277
Cytogenetics:	8p11.21
Protein Families:	Druggable Genome, Ion Channels: Other
Protein Pathways:	Calcium signaling pathway, Huntington's disease, Parkinson's disease
Gene Summary:	This gene encodes a voltage-dependent anion channel (VDAC), and belongs to the mitochondrial porin family. VDACS are small, integral membrane proteins that traverse the outer mitochondrial membrane and conduct ATP and other small metabolites. They are known to bind several kinases of intermediary metabolism, thought to be involved in translocation of adenine nucleotides, and are hypothesized to form part of the mitochondrial permeability transition pore, which results in the release of cytochrome c at the onset of apoptotic cell death. Alternatively transcript variants encoding different isoforms have been described for this gene. [provided by RefSeq, Oct 2011]