OriGene Technologies, Inc.
9620 Medical Center Drive, Ste 200
Rockville, MD 20850, US
Phone: +1-888-267-4436
https://www.origene.com
techsupport@origene.com
EU: info-de@origene.com
CN: techsupport@origene.cn

Product datasheet for RG227350

L1CAM (NM_001143963) Human Tagged ORF Clone

Product data:

Product Type:	Expression Plasmids
Product Name:	L1CAM (NM_001143963) Human Tagged ORF Clone
Tag:	TurboGFP
Symbol:	L1CAM
Synonyms:	CAML1; CD171; HSAS; HSAS1; MASA; MIC5; N-CAM-L1; N-CAML1; NCAM-L1; S10; SPG1
Mammalian Cell Selection:	Neomycin
Vector:	pCMV6-AC-GFP (PS100010)
E. coli Selection:	Ampicillin (100 ug/mL)

ORF Nucleotide Sequence:

```
>RG227350 representing NM_001143963
Red=Cloning site Blue=ORF Green=Tags(s)

TTTTGTAATACGACTCACTATAGGGCGGCCGGGAATTCGTCGACTGGATCCGGTACCGAGGAGATCTGCC
GCCGCGATCGCC

ATGGTCGTGGCGCTGCGGTACGTGTGGCCTCTCCTCCTCTGCAGCCCCTGCCTGCTTATCCAGATCCCCG
AGGAATTGATGGAGCCACCTGTCATCACGGAACAGTCTCCACGGCGCCTGGTTGTCTTCCCCACAGATGA
CATCAGCCTCAAGTGTGAGGCCAGTGGCAAGCCCGAAGTGCAGTTCCGCTGGACGAGGGATGGTGTCCAC
TTCAAACCCAAGGAAGAGCTGGGTGTGACCGTGTACCAGTCGCCCCACTCTGGCTCCTTCACCATCACGG
GCAACAACAGCAACTTTGCTCAGAGGTTCCAGGGCATCTACCGCTGCTTTGCCAGCAATAAGCTGGGCAC
CGCCATGTCCCATGAGATCCGGCTCATGGCCGAGGGTGCCCCCAAGTGGCCAAAGGAGACAGTGAAGCCC
GTGGAGGTGGAGGAAGGGGAGTCAGTGGTTCTGCCTTGCAACCCTCCCCCAAGTGCAGAGCCTCTCCGGA
TCTACTGGATGAACAGCAAGATCTTGCACATCAAGCAGGACGAGCGGGTGACGATGGGCCAGAACGGCAA
CCTCTACTTTGCCAATGTGCTCACCTCCGACAACCACTCAGACTACATCTGCCACGCCCACTTCCCAGGC
ACCAGGACCATCATTCAGAAGGAACCCATTGACCTCCGGGTCAAGGCCACCAACAGCATGATTGACAGGA
AGCCGCGCCTGCTCTTCCCCACCAACTCCAGCAGCCACCTGGTGGCCTTGCAGGGGCAGCCATTGGTCCT
GGAGTGCATCGCCGAGGGCTTTCCCACGCCCACCATCAAATGGCTGCGCCCCAGTGGCCCCATGCCAGCC
GACCGTGTCACCTACCAGAACCACAACAAGACCCTGCAGCTGCTGAAAGTGGGCGAGGAGGATGATGGCG
AGTACCGCTGCCTGGCCGAGAACTCACTGGGCAGTGCCCGGCATGCGTACTATGTCACCGTGGAGGCTGC
CCCGTACTGGCTGCACAAGCCCCAGAGCCATCTATATGGGCCAGGAGAGACTGCCCGCCTGGACTGCCAA
GTCCAGGGCAGGCCCCAACCAGAGGTCACCTGGAGAATCAACGGGATCCCTGTGGAGGAGCTGGCCAAAG
ACCAGAAGTACCGGATTCAGCGTGGCGCCCTGATCCTGAGCAACGTGCAGCCCAGTGACACAATGGTGAC
CCAATGTGAGGCCCGCAACCGGCACGGGCTCTTGCTGGCCAATGCCTACATCTACGTTGTCCAGCTGCCA
GCCAAGATCCTGACTGCGGACAATCAGACGTACATGGCTGTCCAGGGCAGCACTGCCTACCTTCTGTGCA
AGGCCTTCGGAGCGCCTGTGCCCAGTGTTCAGTGGCTGGACGAGGATGGGACAACAGTGCTTCAGGACGA
ACGCTTCTTCCCCTATGCCAATGGGACCCTGGGCATTCGAGACCTCCAGGCCAATGACACCGGACGCTAC
```

This product is to be used for laboratory only. Not for diagnostic or therapeutic use.
©2024 OriGene Technologies, Inc., 9620 Medical Center Drive, Ste 200, Rockville, MD 20850, US

View online »

TTCTGCCTGGCTGCCAATGACCAAAACAATGTTACCATCATGGCTAACCTGAAGGTTAAAGATGCAACTC
AGATCACTCAGGGGCCCCGCAGCACAATCGAGAAGAAAGGTTCCAGGGTGACCTTCACGTGCCAGGCCTC
CTTTGACCCCTCCTTGCAGCCCAGCATCACCTGGCGTGGGGACGGTCGAGACCTCCAGGAGCTTGGGGAC
AGTGACAAGTACTTCATAGAGGATGGGCGCCTGGTCATCCACAGCCTGGACTACAGCGACCAGGGCAACT
ACAGCTGCGTGGCCAGTACCGAACTGGATGTGGTGGAGAGTAGGGCACAGCTCTTGGTGGTGGGGAGCCC
TGGGCCGGTGCCACGGCTGGTGCTGTCCGACCTGCACCTGCTGACGCAGAGCCAGGTGCGCGTGTCCTGG
AGTCCTGCAGAAGACCACAATGCCCCCATTGAGAAATATGACATTGAATTTGAGGACAAGGAAATGGCGC
CTGAAAAATGGTACAGTCTGGGCAAGGTTCCAGGGAACCAGACCTCTACCACCCTCAAGCTGTCGCCCTA
TGTCCACTACACCTTTAGGGTTACTGCCATAAACAAATATGGCCCCGGGGAGCCCAGCCCGGTCTCTGAG
ACTGTGGTCACACCTGAGGCAGCCCCAGAGAAGAACCCTGTGGATGTGAAGGGGGAAGGAAATGAGACCA
CCAATATGGTCATCACGTGGAAGCCGCTCCGGTGGATGGACTGGAACGCCCCCCAGGTTCAGTACCGCGT
GCAGTGGCGCCCTCAGGGGACACGAGGGCCCTGGCAGGAGCAGATTGTCAGCGACCCCTTCCTGGTGGTG
TCCAACACGTCCACCTTCGTGCCCTATGAGATCAAAGTCCAGGCCGTCAACAGCCAGGGCAAGGGACCAG
AGCCCCAGGTCACTATCGGCTACTCTGGAGAGGACTACCCCCAGGCAATCCCTGAGCTGGAAGGCATTGA
AATCCTCAACTCAAGTGCCGTGCTGGTCAAGTGGCGGCCGGTGGACCTGGCCCAGGTCAAGGGCCACCTC
CGCGGATACAATGTGACGTACTGGAGGGAGGGCAGTCAGAGGAAGCACAGCAAGAGACATATCCACAAAG
ACCATGTGGTGGTGCCCGCCAACACCACCAGTGTCATCCTCAGTGGCTTGCGGCCCTATAGCTCCTACCA
CCTGGAGGTGCAGGCCTTTAACGGGCGAGGATCGGGGCCCGCCAGCGAGTTCACCTTCAGCACCCCAGAG
GGAGTGCCTGGCCACCCCGAGGCGTTGCACCTGGAGTGCCAGTCGAACACCAGCCTGCTGCTGCGCTGGC
AGCCCCCACTCAGCCACAACGGCGTGCTCACCGGCTACGTGCTCTCCTACCACCCCCTGGATGAGGGGGG
CAAGGGGCAACTGTCCTTCAACCTTCGGGACCCCGAACTTCGGACACACAACCTGACCGATCTCAGCCCC
CACCTGCGGTACCGCTTCCAGCTTCAGGCCACCACCAAAGAGGGCCCTGGTGAAGCCATCGTACGGGAAG
GAGGCACTATGGCCTTGTCTGGGATCTCAGATTTTGGCAACATCTCAGCCACAGCGGGTGAAAACTACAG
TGTCGTCTCCTGGGTCCCCAAGGAGGGCCAGTGCAACTTCAGGTTCCATATCTTGTTCAAAGCCTTGGGA
GAAGAGAAGGGTGGGGCTTCCCTTTCGCCACAGTATGTCAGCTACAACCAGAGCTCCTACACGCAGTGGG
ACCTGCAGCCTGACACTGACTACGAGATCCACTTGTTTAAGGAGAGGATGTTCCGGCACCAAATGGCTGT
GAAGACCAATGGCACAGGCCGCGTGAGGCTCCCTCCTGCTGGCTTCGCCACTGAGGGCTGGTTCATCGGC
TTTGTGAGTGCCATCATCCTCCTGCTCCTCGTCCTGCTCATCCTCTGCTTCATCAAGCGCAGCAAGGGCG
GCAAATACTCAGTGAAGGATAAGGAGGACACCCAGGTGGACTCTGAGGCCCGACCGATGAAAGATGAGAC
CTTCGGCGAGTACAGTGACAACGAGGAGAAGGCCTTTGGCAGCAGCCAGCCATCGCTCAACGGGGACATC
AAGCCCCTGGGCAGTGACGACAGCCTGGCCGATTATGGGGGCAGCGTGGATGTTCAGTTCAACGAGGATG
GTTCGTTCATTGGCCAGTACAGTGGCAAGAAGGAGAAGGAGGCGGCAGGGGGCAATGACAGCTCAGGGGC
CACTTCCCCCATCAACCCTGCCGTGGCCCTAGAA

ACGCGTACGCGGCCGCTCGAG - GFP Tag - GTTTAA

This product is to be used for laboratory only. Not for diagnostic or therapeutic use.
©2024 OriGene Technologies, Inc., 9620 Medical Center Drive, Ste 200, Rockville, MD 20850, US

Protein Sequence:

>RG227350 representing NM_001143963
Red=Cloning site Green=Tags(s)

MVVALRYVWPLLLCSPCLLIQIPEELMEPPVITEQSPRRLVVFPTDDISLKCEASGKPEVQFRWTRDGVH
FKPKEELGVTVYQSPHSGSFTITGNNSNFAQRFQGIYRCFASNKLGTAMSHEIRLMAEGAPKWPKETVKP
VEVEEGESVVLPCNPPPSAEPLRIYWMNSKILHIKQDERVTMGQNGNLYFANVLTSDNHSDYICHAHFPG
TRTIIQKEPIDLRVKATNSMIDRKPRLLFPTNSSSHLVALQGQPLVLECIAEGFPTPTIKWLRPSGPMPA
DRVTYQNHNKTLQLLKVGEEDDGEYRCLAENSLGSARHAYYVTVEAAPYWLHKPQSHLYGPGETARLDCQ
VQGRPQPEVTWRINGIPVEELAKDQKYRIQRGALILSNVQPSDTMVTQCEARNRHGLLLANAYIYVVQLP
AKILTADNQTYMAVQGSTAYLLCKAFGAPVPSVQWLDEDGTTVLQDERFFPYANGTLGIRDLQANDTGRY
FCLAANDQNNVTIMANLKVKDATQITQGPRSTIEKKGSRVTFTCQASFDPSLQPSITWRGDGRDLQELGD
SDKYFIEDGRLVIHSLDYSDQGNYSCVASTELDVVESRAQLLVVGSPGPVPRLVLSDLHLLTQSQVRVSW
SPAEDHNAPIEKYDIEFEDKEMAPEKWYSLGKVPGNQTSTTLKLSPYVHYTFRVTAINKYGPGEPSPVSE
TVVTPEAAPEKNPVDVKGEGNETTNMVITWKPLRWMDWNAPQVQYRVQWRPQGTRGPWQEQIVSDPFLVV
SNTSTFVPYEIKVQAVNSQGKGPEPQVTIGYSGEDYPQAIPELEGIEILNSSAVLVKWRPVDLAQVKGHL
RGYNVTYWREGSQRKHSKRHIHKDHVVVPANTTSVILSGLRPYSSYHLEVQAFNGRGSGPASEFTFSTPE
GVPGHPEALHLECQSNTSLLLRWQPPLSHNGVLTGYVLSYHPLDEGGKGQLSFNLRDPELRTHNLTDLSP
HLRYRFQLQATTKEGPGEAIVREGGTMALSGISDFGNISATAGENYSVVSWVPKEGQCNFRFHILFKALG
EEKGGASLSPQYVSYNQSSYTQWDLQPDTDYEIHLFKERMFRHQMAVKTNGTGRVRLPPAGFATEGWFIG
FVSAIILLLLVLLILCFIKRSKGGKYSVKDKEDTQVDSEARPMKDETFGEYSDNEEKAFGSSQPSLNGDI
KPLGSDDSLADYGGSVDVQFNEDGSFIGQYSGKKEKEAAGGNDSSGATSPINPAVALE

TRTRPLE - GFP Tag - V

Restriction Sites: SgfI-MluI

Cloning Scheme:

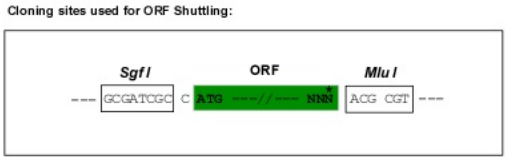

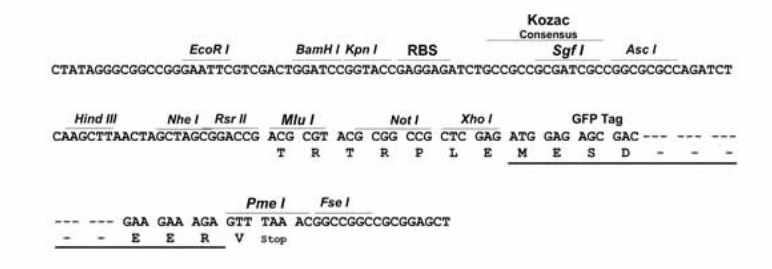

ACCN: NM_001143963

ORF Size: 3744 bp

This product is to be used for laboratory only. Not for diagnostic or therapeutic use.
©2024 OriGene Technologies, Inc., 9620 Medical Center Drive, Ste 200, Rockville, MD 20850, US

OTI Disclaimer:	The molecular sequence of this clone aligns with the gene accession number as a point of reference only. However, individual transcript sequences of the same gene can differ through naturally occurring variations (e.g. polymorphisms), each with its own valid existence. This clone is substantially in agreement with the reference, but a complete review of all prevailing variants is recommended prior to use. More info
OTI Annotation:	This clone was engineered to express the complete ORF with an expression tag. Expression varies depending on the nature of the gene.
Components:	The ORF clone is ion-exchange column purified and shipped in a 2D barcoded Matrix tube containing 10ug of transfection-ready, dried plasmid DNA (reconstitute with 100 ul of water).
Reconstitution Method:	1. Centrifuge at 5,000xg for 5min. 2. Carefully open the tube and add 100ul of sterile water to dissolve the DNA. 3. Close the tube and incubate for 10 minutes at room temperature. 4. Briefly vortex the tube and then do a quick spin (less than 5000xg) to concentrate the liquid at the bottom. 5. Store the suspended plasmid at -20°C. The DNA is stable for at least one year from date of shipping when stored at -20°C.
RefSeq:	NM_001143963.2
RefSeq Size:	5019 bp
RefSeq ORF:	3747 bp
Locus ID:	3897
UniProt ID:	P32004
Cytogenetics:	Xq28
Protein Families:	Druggable Genome, ES Cell Differentiation/IPS, Transmembrane
Protein Pathways:	Axon guidance, Cell adhesion molecules (CAMs)
Gene Summary:	The protein encoded by this gene is an axonal glycoprotein belonging to the immunoglobulin supergene family. The ectodomain, consisting of several immunoglobulin-like domains and fibronectin-like repeats (type III), is linked via a single transmembrane sequence to a conserved cytoplasmic domain. This cell adhesion molecule plays an important role in nervous system development, including neuronal migration and differentiation. Mutations in the gene cause X-linked neurological syndromes known as CRASH (corpus callosum hypoplasia, retardation, aphasia, spastic paraplegia and hydrocephalus). Alternative splicing of this gene results in multiple transcript variants, some of which include an alternate exon that is considered to be specific to neurons. [provided by RefSeq, May 2013]

This product is to be used for laboratory only. Not for diagnostic or therapeutic use.
©2024 OriGene Technologies, Inc., 9620 Medical Center Drive, Ste 200, Rockville, MD 20850, US

Product images:

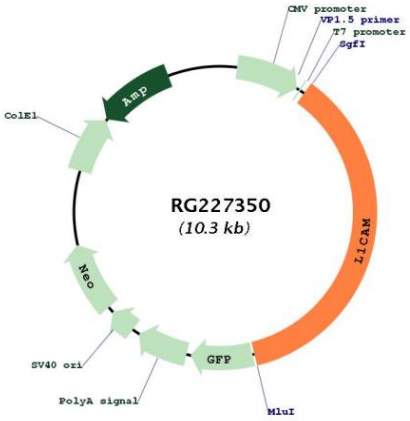

Circular map for RG227350

This product is to be used for laboratory only. Not for diagnostic or therapeutic use.
©2024 OriGene Technologies, Inc., 9620 Medical Center Drive, Ste 200, Rockville, MD 20850, US