

## Product datasheet for **RG223987**

### ACAT1 (ACACA) (NM\_198839) Human Tagged ORF Clone

#### Product data:

Product Type:	Expression Plasmids
Product Name:	ACAT1 (ACACA) (NM_198839) Human Tagged ORF Clone
Tag:	TurboGFP
Symbol:	ACACA
Synonyms:	ACAC; ACACAD; ACC; ACC1; ACCA
Mammalian Cell Selection:	Neomycin
Vector:	pCMV6-AC-GFP (PS100010)
E. coli Selection:	Ampicillin (100 ug/mL)
ORF Nucleotide Sequence:	>RG223987 representing NM_198839 Red=Cloning site Blue=ORF Green=Tags(s)

TTTTGTAATACGACTCACTATAGGGCGGCCGGAATTCGTCGACTGGATCCGGTACCGAGGAGATCTGCC  
GCC**CGATCGCC**

ATGGATGAACCATCTCCCTTGGCCCAACCTCTGGAGCTGAACCAGCACTCTCGATTCATAATAGGTTCTG  
TGTCTGAAGATAACTCAGAGGATGAGATCAGCAACCTGGTGAAGTTGGACCTACTGGAGGAGAAGGAGGG  
CTCCTTGTACCTGCTTCTGTTGGCTCAGATACACTCTCTGATTTGGGGATCTCTAGCCTACAGGATGGC  
TTGGCCTTGCACATAAGGTCCAGCATGTCTGGCTTGCACCTAGTAAAGCAGGGCCGAGACAGAAAGAAAA  
TAGATTCTCAACGAGATTTCACTGTGGCTTCTCCAGCAGAATTTGTTACTCGCTTTGGGGAAATAAAGT  
GATTGAGAAGGTTCTTATTGCTAACAATGGCATTGCAGCAGTGAATGCATGCGGTCTATCCGTAGGTGG  
TCTTATGAAATGTTTCGAAATGAACGTGAATTAGATTGCTTGTGTCATGGTACACCTGAAGACCTTAAAG  
CCAATGCAGAATACATTAAGATGGCAGATCACTATGTGCCAGTGCCTGGAGGACCAACAACAACA  
TGCAAAATGTGGAATTAATCTTGATATTGCTAAAAGGATCCCAGTACAAGCAGTGTGGGCTGGCTGGGGT  
CATGCTTCTGAGAATCCCAACTACCGAACTTCTCTTAAAAATGGCATTGCCTTATGGGTCTCCAA  
GCCAGGCCATGTGGGCTTAGGGGATAAGATTGCATCTCCATAGTGGCTCAAAGTGCAGGTATCCCAAC  
TCTTCCCTGGAGCGGCAGTGGTCTTCTGTGGACTGGCAGGAAAATGATTTTTCAAACGTATCTTAAAT  
GTTCCCAAGGAGCTATATGAAAAGGTTATGTGAAAGATGTGGATGATGGGCTACAGGCAGCTGAGGAAG  
TTGGATATCCAGTAAATGATCAAGGCCTCAGAGGGAGGAGGGAAGGAATTAGAAAAGTCAACAATGC  
AGATGACTTCCCTAATCTCTTCCAGCAGGTTCAAGCTGAAGTTCTGGATCTCCCATATTTGTGATGAGA  
CTAGCCAAACAATCTCGTCATCTGGAGGTGCAGATCTTAGCGGACCAATATGGCAATGCTATCTCTTTGT  
TTGGTCGTGATTGCTCTGTACAACGCAGGCATCAGAAGATTATTGAAGAAGCACCTGCTACTATTGCTAC  
TCCAGCAGTATTTGAACACATGGAACAGTGTGCGGTGAACTTGCCAAAATGGTGGGTTATGTGAGTGTCT  
GGGACTGTGGAATACCTGTACAGCCAGGATGGCAGCTTCTACTTTCTGGAATTGAATCCTCGGCTGCAGG  
TAGAGCACCTTGTACAGAGATGGTGGCTGATGTCAATCTCCCTGCAGCACAGCTCCAGATTGCCATGGG  
GATTCTCTATATAGAATCAAGGATATCCGTATGATGTATGGGGTATCTCCCTGGGGTATTCTCCCAT



GATTTTGAAGATTCTGCACACGTTCCCTGTCCAAGGGGCCATGTTATTGCTGCTCGGATCACTAGTGAAA  
 ATCCAGATGAGGGTTTTAAGCCCAGCTCAGGAACAGTTCAGGAGCTAAATTTCCGCAGCAATAAGAATGT  
 TTGGGGATATTTCAAGTGTGCTGCTGCAGGGGACTTCATGAATTTGCTGATTCTCAGTTTGGTCACTGC  
 TTTTCTTGGGGAGAAAACAGAGAAGAGGCAATTTCAAACATGGTGGTGGCTTTGAAGGAGCTGTCTATTC  
 GGGGTGACTTTCGAACTACAGTTGAATACCTGATCAAATTTGTTAGAGACTGAAAGCTTTCAGATGAACAG  
 AATTGATACTGGCTGGCTGGACAGACTGATAGCAGAAAAAGTACAGGCTGAGCGACTGACACCATGTTG  
 GGGGTTGTGTGGTCCCTCCACGTGGCAGATGTGAGCCTGCGGAATAGCGTCTCAACTTCTTCACT  
 CCTTAGAAAGGGGTCAAGTCTTCTGCTCATACACTTCTGAATACAGTAGATGTTGAACCTTATCTATGA  
 GGGAGTCAAGTATGTAAGGTGACTCGACAGTCCCCCAACTCCTATGTGGTATCATGAATGGCTCA  
 TGTGTAGAAGTAGATGTACATCGGCTGAGTGACGGTGGACTGCTTGTCTATGATGGCAGCAGTTATA  
 CTACGTATATGAAAGAGGAAGTGGATAGATATCGCATCACAATTGGCAATAAACCTGTGTGTTGAGAA  
 GGAAAATGACCCATCGGTGATGCGCTCACCTTCTGCTGGGAAGTTAATCCAGTACATTGTAGAAGATGGA  
 GGTGATGTTTTGCCGGCCAGTGTATGCTGAGATTGAGGTAATGAAGATGGTAATGACCTTAACAGCTG  
 TGGAGTCTGGCTGTATCCATTACGTCAAGCGACTGGAGCAGCTTGGACCTGGCTGTGTACTAGCCAA  
 AATGCAACTGGACAACCCAGCAAGGTTACAGCAGGCTGAACCTCACACAGGTAGTCTGCCACGGATCCAG  
 AGCAGGCACTCAGAGGGCAGAAAACCTCATCGAGTGTCCATTATGTCTGGATAATCTGGTCAATGTAA  
 TGAATGGATACTGCCTTCCAGATCCTTTCTTTAGCAGCAAGGTAAGAGCTGGGTAGAGCGATTGATGAA  
 AACCTCAGAGATCCCTCCCTGCCTCTCTAGAAATTGCAAGATATTATGACCAGTGTGTCTGGCCGATT  
 CCCCCAATGTGGAGAAGTCTATCAAGAAGGAAATGGCTCAGTATGCTAGCAACATCACATCAGTCTCT  
 GTCAGTTTCCAGCCAGCAGATTGCAAACATCTAGATAGCCATGCAGCTACATTGAACCGGAAATCTGA  
 ACGGGAAGTCTTCTTTATGAATACTCAGAGCATTGTTGAGCTGGTACAGAGGTACCGAAGTGGCATCCGA  
 GGCCACATGAAGGCTGTGGTGTGGATCTGCTCCGGCAGTACCTGCGAGTAGAGACACAATTCAGAATG  
 GTCATATGACAAATGTGATTCGCCCTCCGAGAAGAGAATAAAAGTGACATGAACACTGACTGAACTA  
 CATCTTCTCAGCCTCAAGTACCAAGAAGAATCTTCTGGTCACAATGCTTATTGATCAGTTGTGTGGC  
 CGGGACCTACTCTCACTGATGAGCTGTAATTTCTCACAGAGCTAACTCAACTCAGTAAAGACCACA  
 ATGCCAAAGTAGCACTTCGAGCACGCCAGGTTCTTATTGCCTCCCATTTGCCATCATATGAGCTTCGCCA  
 TAACCAAGTAGAGTCTATCTTCTATCAGCTATTGACATGTATGGACATCAATTTTGATTGAGAACCTG  
 CAGAAACTCATCTATCAGAAACATCTATTTTGGATGCTCTACCAAACTTCTTCTATCACAGCAACCAAG  
 TAGTGAGGATGGCAGCTCTGGAGGTGTATGTTGCAAGGGCTTATATTGCCTATGAACTTAACAGCGTACA  
 ACACCGCCAGCTTAAGGACAACACCTGTGTGGTGAATTCAGTTCATGCTGCCACATCTCATCCAAAC  
 AGAGGGAACATCCCTACGCTAAACAGAATGTCCTTCTCCTCAACCTCAACCACTATGGCATGACCCATG  
 TAGCTAGTGTAGCGATGTACTGTTGGACAACCTTCACTCCACCTTGTAGCGGATGGGCGGAATGGT  
 CTCTTTTCGGACTTTTGAAGATTTTGTGAGGATCTTTGATGAAGTGTGGCTGCTTCTGACTCCCCA  
 CCCCAGAGTCCCACATCCCTGAGGCAGGTACACGCTCTCTTATGATGAGGATAAGGTTCCCAGGGATG  
 AACCAATTACATTTCTCAATGTGGCTATCAAGACTGACTGTGATATTGAGGATGACAGGCTGGCAGCTAT  
 GTTCAGAGAAATTAACCGAGCAAAATAAAGCTACCTGGTTGACCATGGGATCCGGCGCCTTACTTTCTG  
 GTTGACAAAAAGGATTTAGAAAGCAGGTCAACTATGAGGTGGATCGGAGATTTATAGAGAATTCCTTA  
 AATTTTTTACATTCAGCAAGGGATAAGTTTGGAGGATCGTATCTATCGTCATCTGGAGCCTGCTCT  
 GGCTTTCCAGTTAGAGCTGAACCGGATGAGAAAATTTGACCTCACTGCCATTCCATGTGCTAATCACAAG  
 ATGCACCTGTATCTCGGGCAGCCAAGGTGGAAGTGGGCACAGAAGTACAGACTACAGGTTCTTTGTTT  
 GTGCAATCATCAGGCATTCTGATCTGGTACCAAGGAAGCTTCTTTTGAATATCTGCAAAATGAAGGGGA  
 GCGGCTACTCTGGAAGCCATGGATGAGTTGGAAGTTGCTTTTAAACAATACAAATGTCCGCACTGACTGT  
 AACCATCTTCTCAACTTTGTGCCACGGTTATCATGGACCCATCAAAGATTGAGGAATCCGTGCGGA  
 GCATGGTAATGCGGTATGGAAGTCGCTGTGGAATTTGCGGCTCTCCAGGCAGAACTGAAAATCAACAT  
 TCGCCTGACGCCAACTGGAAAAGCAATCCCATCCGCTCTTCTGACAAACGAGTCTGGCTATTACTTG  
 GATATCAGCCTATACAAGGAAGTACTGACTCCAGGACAGCACAGATCATGTTTCAGGCATATGGAGACA  
 AACAGGGACCACTGCATGGAATGTTAATCAATACTCCATATGTGACCAAAGACCTGCTGCAATCAAAGAG  
 GTTCCAGGCACAATCCTTAGGGACAACATACATATATGATATCCAGAGATGTTTCGGCAGTCCCTGATC  
 AAACCTCTGGGAGTCTATGTCCACTCAAGCATTTCTTCCATCTCCCCTCTGCCTTCTGACATGCTGACTT  
 ACACTGAACTGGTACTGGATGATCAAGGTGAGTGGTCCACATGAACAGGCTTCCAGGAGGAAAATGAGAT  
 TGGCATGGTAGCTTGAAAATGACCTTTAAAAGTCTGAAATCCAGAAGGCCGAGATATCATTGTTATT  
 GGCAATGACATCACATACCGAATTGGGTCTTTGGGCCTCAAGAGGATTTGTTATTTCTCAGAGCTCCG

AACTTGCTAGGGCAGAAGGTATTCCACGCATCTATGTATCAGCCAACAGTGGAGCAAGAATCGGACTGGC  
AGAAGAAATTCGCCATATGTTTCATGTGGCCTGGGTAGATCCTGAGGATCCTTACAAGGGATACAGGTAT  
TTATATCTGACTCCTCAAGATTAAAGAGAGTCAGTGTCTCAACTCTGTCCATTGTGAACACGTGGAAG  
ATGAAGGAGAATCCAGGTACAAGATAACAGATATTATTGGGAAAGAAGAGGGAATTGGACCCGAGAACCT  
TCGAGGTTCTGGAATGATTGCTGGAGAATCCTCATTGGCCTATAATGAGATCATTACCATCAGCCTGGTG  
ACGTGCCGGGCCATTGGGATTGGGGCTTACCTTGTCCGGCTGGGACAGAGAACCATCCAGGTTGAGAATT  
CTCACTTAATTTAACAGGAGCTGGAGCCCTCAACAAAGTCTCGGGCGGGAAGTGTACACCTCCAATAA  
CCAGCTGGGGGGCATCCAGATTATGCACAACAATGGGGTGACCCACTGCACTGTGTGTGATGACTTTGAA  
GGGTTTTTCACTGTCTGCACTGGCTGTCTTACATGCCCAAGAGCGTGCACAGTTCAAGTTCCTCTCTGA  
ACTCAAAGGATCCTATAGACAGAATCATCGAGTTTGTCCACAAAGACCCCATACGATCCTCGATGGAT  
GCTAGCAGGCCGCTCACCACCCAAAAAGGTCAAGTGGTGGTGGTGGTGGTGGTGGTGGTGGTGGTGGTGGT  
TCAGAGATTATGCAGCCCTGGGCACAGACTGTGGTGGTGGTGGTGGTGGTGGTGGTGGTGGTGGTGGTGGT  
GAGTTGTGTGTAGAAACCCGAACAGTAGAATAAGTATCCAGCTGATCCAGCAAACCTGGATTCTGA  
AGCCAAGATAATCCAGCAGGCTGGCCAGGTTTGGTTCAGATTCTGCGTTTAAAGACGTATCAGGCCATC  
AAGGACTTCAACCGGGAAGGGCTGCCTCTGATGGTCTTTGCCAACTGGAGAGGCTTCTCTGGTGGAAATGA  
AAGATATGTACGACCAAGTGCTGAAGTTTGGTGTCTACATTGTGGATGGCTTGGAGGAGTGTGCCAGCC  
TGTGTGGTTTACATTCTCCCAAGGCTGAGCTGCGGGGTGGCTCCTGGGTGGTGGTGGTGGTGGTGGTGGT  
AACCCCGGCACATGGAGATGTATGCTGACCGAGAAAGCAGGGGATCTGTTCTGGAGCCAGAAGGGACAG  
TAGAAATCAAATTCGCAGAAAGGATCTGGTGAACCATGCGTCCGGTGGAGCCAGTCTACATCCACTT  
GGCTGAGCGATTGGGGACCCAGAGCTAAGCACAGCTGAGCGGAAGGAGTTGGAGAACAAGTTGAAGGAG  
CGGGAGGAATTCCTAATTCCTATTTACCATCAGGTAGCCGTGCAGTTTGTGACTTGCACGACACACCAG  
GCCGGATGCAGGAGAAGGGTGTATTAGCGATATCCTGGATTGGAAAACATCCCGTACCTTCTTCTACTG  
GCGGCTGAGGCGTCTTCTGCTGGAGGACTGGTCAAGAAGAAAAATCCACAATGCCAACCTGAGCTGACT  
GATGGCCAGATTCAAGCCATGTTAAGGCGCTGGTTTGTGGAAGTGAAGGAACAGTGAAGGCTTATGTTT  
GGGACAATAATAAGGATCTGGCGGAGTGGCTAGAGAAACAGCTGACAGAGGAGGATGGTGTCTACTCGGT  
AATAGAGGAAAACATCAAATGCATCAGCAGAGACTACGTCCTCAAGCAAATCCGCAGCTTGGTCCAGGCC  
AATCCAGAGGTTGCCATGGATTCCATCATCCATATGACGCAGCACATATCACCCACTCAGCGAGCAGAAG  
TCATACGGATCCTCTCCACAATGGATTCCCTTCCACG

ACGCGTACGCGGCCGCTCGAG - GFP Tag - GTTTAA

**Protein Sequence:** >RG223987 representing NM\_198839  
 Red=Cloning site Green=Tags(s)

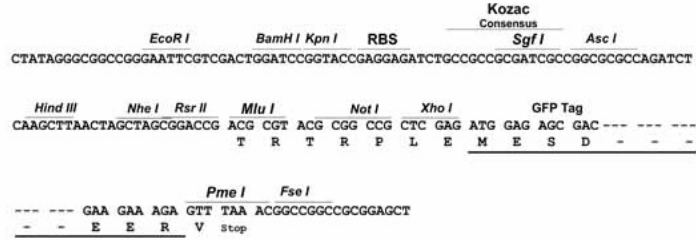
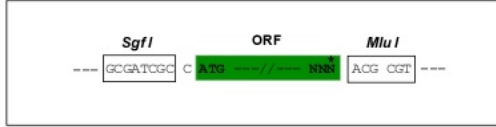
MDEPSPLAQPLELNQHSRFIIGSVSEDNSEDEISNLVKLDLLEEKESLSPASVGSDDLSDLGISLQDG  
 LALHIRSSMSGHLVKQGRDRKKIDSQRDFTVASPAEFVTRFNGKVIKVLIANNGIAAVKCMRSIRRW  
 SYEMFRNERAIRFVVMVTPEDLKANAIEYIKMADHYVVPVGGPNNNNYANVELILDIKRIPVQAVWAGWG  
 HASENPKLPELLLNKNGIAFMGPPSQAMWALGDKIASSIVAQTAGIPTLPWSGSGLRVDWQENDFSKRILN  
 VPQELYEKGYVKDVEDDGLQAAEEVGYPMIKASEGGGGKIRKVNADDFPNLFRQVQAEVPGSPIFVMR  
 LAKQSRHLEVQILADQYGNAILSLFGRDCSVQRRHQKIEEAPATIAATPAVFEHMEQCAVKLAKMVGYSVA  
 GTVEYLYSQDGSFYFLELNPRLQVEHPCTEMVADVNLPAALQIAMIPLIYRIKDIRMMYGVSPWGDSP  
 DFEDSAHVPCPRGHVIAARITSENPDEGFKPSSGTVQELNFRSNKNVWGYFSVAAAGGLHEFADSQFGHC  
 FSWGENREEAISNMVVALKELIRGDFRTTVEYLKLLLETESFQMNRIIDTGWLDRLIAEKVQAEPRDML  
 GVVCGALHVADVSLRNSVSNFLHSLERGOVLAHTLLNTVDVELIYEGVKYVVKVTRQSPNSVYVIMNGS  
 CVEVDVHRLSDGGLLLSYDGSSTYTMKEEVDRYRITIGNKTCVFEKENDPSVMRSPSAGKLIQYIVEDG  
 GHVFAAGQCYAIEVMKVMVMTLTAVESGCIHYVVRPGAALDPGCVLAKMQLDNPSKVQQAELHTGSLPRIQ  
 STALRGEKLRHFVHYVLDNLVNMNGYCLPDPFFSSKVKDWVERLMKTLRDPPLLELQDITMSVSGRI  
 PPNVEKSIKKEMAQYASNITSVLQCFPSQQIANILDSHAATLNRKSEREVFFMNTQSIQVQLVQRYRSGIR  
 GHMKAVVMDLLRQYLRVETQFQNGHYDKCVFALREENKSDMNTVNLNYIFSHAQVTKKNLLVTMLIDQLCG  
 RDPTLTDELLNLTTELQSKTTNAKVALRARQVLIASHLPSYELRHNQVESIFLSAIDMYGHQFCIENL  
 QKLILSETSIDVLPNFFYHSNQVVRMAALEVYVRRAYIAYELNSVQHRQLKDNCTVVEFQFMLPTSHPN  
 RGNIPTLNRMFSNLSNHYGMTHVASVSDVLLDNSFTPPCQRMGMVSRFTFEDFVRIQFDEVMGCFSDSP  
 PQSPTTFPEAGHTSLYDEDKVPRDEPIHILNVAIKTDCCIEDDLAAMFREFTQQNKATLVDHGIRRLTFL  
 VAQKDFRKQVNYEVDRRFHREFPKFFFRARDKFEEDRIYRHLEPALAFQLELNRMRNFDLTAIPCANHK  
 MHLYLGAAKVEVGTETDYRFFVRAIIRHSDLVTKEASFEYLQNEGERLLEAMDELEVAFNNTNVRTDC  
 NHIFLNFVPTVIMPSKIEESVRSVMRYGSRLWKLRLVLAELKINIRLTPTGKAIPIRLFTNESGYLL  
 DISLYKEVTDRTAQIMFQAYGDKQGPLHGMLINTPYVTKDLLQSKRFQAQSLGTTYIYDIPEMFRQSLI  
 KLWESMSTQAFLPSPLPSDMLTYTELVLDDQQLVHMNRLPGGNEIGMVAWKMTFKSPEYPEGRIIVI  
 GNDITYRIGSFGPQEDLLFLRASELARAEGIPRIYVSANSGARIGLAEEIRHMFHVAVWDPEDPYKGYRY  
 LYLTPQDYKRVSALNSVHCEHVEDEGESRYKITDIIGKEEGIGPENLRGSGMIAGESLAYNEIITISLV  
 TCRAIGIGAYLVRLGRTIQVENSILITGAGALNKVLGREVYTSNNQLGGIQIMHNNGVTHCTVCDDFE  
 GVFTVLHWSYMPKSVHSSVPLLNKSDPIDRIIEFVPTKTPYDPRWMLAGRPHPTQKQWLSGFFDYGSF  
 SEIMQPWAQTVVGRARLGGIPVGVVAVETRTVELSIPADPANLDSEAKIIQQAGQVWFPDFAFKTYQAI  
 KDFNREGLPLMVANWRGFGSGMKMDYQVLKFGAYIVDGLRECCQPVLVYIPPQAELRGGSVWVIDSSI  
 NPRHMEMYADRESRGSVLEPEGTVEIKFRRKDLVKTMRRVDPVYIHLAERLGTPELSTAERKELENLKE  
 REEFLIPIYHQVAVQFADLHDTGRMQEKGVISDILDWKTSTRFFYWRLRLLLEDLVKKKIHANPELT  
 DGQIQAMLRRWFVEVEGTVKAYVWDDNNDLAEWLEKQLTEEDGVHVSIEENIKCISRDYVLKQIRSLVQA  
 NPEVAMDSIIHMTQHISPTQRAEVIRILSTMDSPT

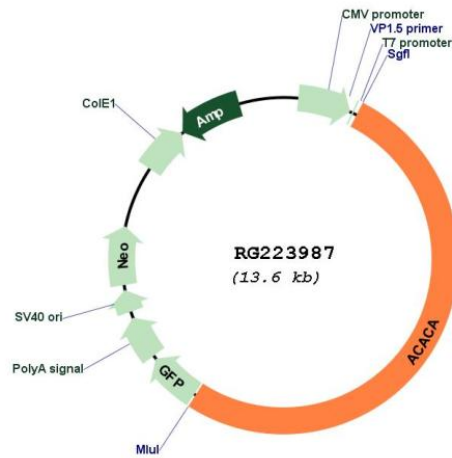
TRTRPLE - GFP Tag - V

**Restriction Sites:** SgfI-MluI

Cloning Scheme:

Cloning sites used for ORF Shutting:



**Plasmid Map:**


**ACCN:** NM\_198839

**ORF Size:** 7038 bp

**OTI Disclaimer:** The molecular sequence of this clone aligns with the gene accession number as a point of reference only. However, individual transcript sequences of the same gene can differ through naturally occurring variations (e.g. polymorphisms), each with its own valid existence. This clone is substantially in agreement with the reference, but a complete review of all prevailing variants is recommended prior to use. [More info](#)

**OTI Annotation:** This clone was engineered to express the complete ORF with an expression tag. Expression varies depending on the nature of the gene.

**Components:** The ORF clone is ion-exchange column purified and shipped in a 2D barcoded Matrix tube containing 10ug of transfection-ready, dried plasmid DNA (reconstitute with 100 ul of water).

**Reconstitution Method:**

1. Centrifuge at 5,000xg for 5min.
2. Carefully open the tube and add 100ul of sterile water to dissolve the DNA.
3. Close the tube and incubate for 10 minutes at room temperature.
4. Briefly vortex the tube and then do a quick spin (less than 5000xg) to concentrate the liquid at the bottom.
5. Store the suspended plasmid at -20°C. The DNA is stable for at least one year from date of shipping when stored at -20°C.

**RefSeq:** [NM\\_198839.2](#)

**RefSeq Size:** 10692 bp

**RefSeq ORF:** 7041 bp

**Locus ID:** 31

**UniProt ID:** [Q13085](#)

**Cytogenetics:** 17q12

**Protein Families:** Druggable Genome

**Protein Pathways:** Fatty acid biosynthesis, Insulin signaling pathway, Metabolic pathways, Propanoate metabolism, Pyruvate metabolism

**Gene Summary:** Acetyl-CoA carboxylase (ACC) is a complex multifunctional enzyme system. ACC is a biotin-containing enzyme which catalyzes the carboxylation of acetyl-CoA to malonyl-CoA, the rate-limiting step in fatty acid synthesis. There are two ACC forms, alpha and beta, encoded by two different genes. ACC-alpha is highly enriched in lipogenic tissues. The enzyme is under long term control at the transcriptional and translational levels and under short term regulation by the phosphorylation/dephosphorylation of targeted serine residues and by allosteric transformation by citrate or palmitoyl-CoA. Multiple alternatively spliced transcript variants divergent in the 5' sequence and encoding distinct isoforms have been found for this gene. [provided by RefSeq, Jul 2008]