

Product datasheet for **RG223430**

Dystonin (DST) (NM_015548) Human Tagged ORF Clone

Product data:

Product Type:	Expression Plasmids
Product Name:	Dystonin (DST) (NM_015548) Human Tagged ORF Clone
Tag:	TurboGFP
Symbol:	DST
Synonyms:	BP240; BPA; BPAG1; CATX-15; CATX15; D6S1101; DMH; DT; EBSB2; HSN6; MACF2
Mammalian Cell Selection:	Neomycin
Vector:	pCMV6-AC-GFP (PS100010)
E. coli Selection:	Ampicillin (100 ug/mL)
ORF Nucleotide Sequence:	>RG223430 representing NM_015548 Red=Cloning site Blue=ORF Green=Tags(s)

TTTTGTAATACGACTCACTATAGGGCGGCCGGAATTCGTCGACTGGATCCGGTACCGAGGAGATCTGCC
GCC**CGATCGCC**

ATGCACAGTAGTATTAGTTACCGTAGCAGTGATTCTGTGTTAGTAACACTACCAGCACTCGAACCA
GTCTTGATTCAAATGAAATCTTCTCTGGTTCATTGTGGTCCAACACTGATCAACTCTTGATTAGCTT
CGGCAGTGAATCCTTTGATGGACACAGTTAGAAATGTTGCAACAGATTGCCAACAGAGTTCAGAGGGAC
AGTGTCTGTGAAGACAACTGATTCTTCTGGAAATGCTCTTCAGTCTGATTCTAAAAGATTAGAAT
CAGGAGTGCAGTTTCAGAATGAAGCAGAAATTGCTGGGTATATACTTGAATGTGAGAACCCTTTACGCCA
GCATGTAATTGATGTACAGATTCTTATTGATGGAAAATACTACCAGGCAGATCAATTGGTACAGAGGGTT
GCAAACTGCGTGACGAAATTATGGCCTTAAGGAACGAATGTTCTTCTGTGTACAGCAAAGGACGCATAC
TGACAACAGAACAGACAAAGCTCATGATATCAGGAATCACTCAAAGTTTAAACTCAGGATTTGCACAGAC
CTTACACCCTAGTCTGACCTCAGGGCTGACCCAGAGTTTAAACACCTTCCCTAACCTCTTCTAGTATGACT
TCTGGCCTGTATCAGGGATGACTTCCCGCCTGACTCCATCTGTCACTCCAGCTTATACACCTGGTTTCC
CATCAGGATTAGTTCAAATTTCAAGTTCAGGAGTAGAGCCAAATTCATTGCAAACCTTTGAAGTTGATGCA
GATCCGAAAACCCCTTCTAAAGTCTTCTTGTGGATCAAATTTAACAGAAGAAGAAATCAATATGAAA
TTTGTTCAGGATCTTTGAAATTGGGTTGATGAGATGCAGTCAACTGGACCGCACTGAGTGGGGCTCAG
ATTTGCCAAGTGTGAAAGCCATTTAGAAAATCATAAAAATGTTTCATAGAGCTATTGAAGAATTTGAATC
TAGTCTCAAAGAAGCTAAAATCAGTGAGATTCAAATGACAGCACCTCTTAAACTGACTTATGCAGAAAAG
TTGCACAGATTAGAGAGTCAGTATGCAAACTCTTGAATACATCCAGGAATCAAGAACGGCACCTTGATA
CACTCCATAATTTGTAAGTCGTGCGACTAATGAACTTATTTGGTTGAATGAAAAAGAAGAGGAGGAAGT
TGCTTATGACTGGAGTGAGAGAAACACCAACATAGCTAGGAAAAAAGATTATCATGCTGAATTAATGAGA
GAACTTGATCAAAGGAAGAAAAATTAATCAGTTCAGGAGATAGCAGAGCAGCTACTTCTAGAAAATC
ATCCAGCCCGTTAACTATTGAGGCCTACAGAGCGCAATGCAGAGCAGTGGAGCTGGATCTTACAGCT
CTGCCAGTGTGGAGCAGCACATAAAGGAGAACACAGCGTATTTTCGAGTTTTTCAATGATGCCAAAGAA



[View online >](#)

GCTACTGATTACTTAAGGAATCTAAAAGATGCCATTTCAGCGGAAGTACAGCTGTGATAGATCAAGCAGCA
TTCACAAGCTAGAAGACCTTGTTCAGGAATCAATGGAAGAGAAAGAAGAACTTCTGCAGTACAAAAGCAC
TATAGCAAACCTAATGGGAAAAGCAAAAACAATAATCAACTGAAGCCAAGGAATTCTGACTGTCCACTC
AAAACCTTCTATCCGATCAAAGCTATCTGTGACTACAGACAAATTGAGATAACCATTTACAAAGACGATG
AATGTGTTTTGGCGAATAACTCTCATCGTGCTAAATGGAAGGTCATTAGTCTACTGGGAATGAGGCTAT
GGTCCCATCTGTGTGCTTCAACGTTCTCCACCAAAACAAAAGCGGTGGACCTTGCCAACAGAATTGAG
CAACAGTACAGAATGCTGACTCTTTGGCATGAGTCTCACATAAACATGAAGAGTGTAGTATCTCTGGC
ATTATCTCATCAATGAAATTGATAGAATTCGAGCTAGCAATGTGGCTTCAATAAAGACAATTGCTACCTGG
TGAACATCAGCAAGTTCTAAGTAATCTACAATCTCGTTTTGAAGATTTTCTGGAAGATAGCCAGGAATCC
CAAGTCTTTTCAGGCTCAGATATAACACAACCTGGAAAAGGAGGTTAATGTATGTAAGCAGTATTATCAAG
AACTTCTTAAATCTGCAGAAAGAGAGGAGCAAGAGGAATCAGTTTATAATCTCTACATCTCTGAAGTTCCG
AAACATTAGACTTCGGTTAGAGAACTGTGAAGATCGGCTGATTAGACAGATTGCAACTCCCTGGAAAGA
GATGATTTGCATGAAAGTGTGTTCAGAATCACAGAACAGGAGAACTAAAGAAAGAGCTGGAACGACTTA
AAGATGATTTGGAAACAATCACAATAAGTGTGAGGAGTTTTTTCAGTCAAGCAGCAGCCTCTTCATCAGT
CCCTACCTACGATCAGAGCTTAAATGTGGTCTTCAGAACATGAACCAAGTCTATTCTATGTCTTCCACT
TACATAGATAAGTTGAAAACCTGTTAACTTGGTGTAAAAAACACTCAAGCTGCAGAAGCCCTCGTAAAAAC
TCTATGAAAACCTAACTGTGTGAAGAAGAAGCAGTTATAGCTGACAAGAATAATATTGAGAATCTAATAAG
TACTTTAAAGCAATGGAGATCTGAAGTAGATGAAAAGAGACAGGTATTCCATGCCTTAGAGGATGAGTTG
CAGAAAGCTAAAGCCATCAGTGATGAAATGTTTAAAACGTATAAAGAACGGGACCTTGATTTTGACTGGC
ACAAAGAAAAAGCAGATCAATTAGTTGAAAGGTGGCAAAATGTTTCATGTGCAGATTGACAACAGGTTACG
GGACTTAGAGGGCATTGGCAATCACTGAAGTACTACAGAGACACTTACCATCCTTTAGATGATTGGATC
CAGCAGGTTGAACTACTCAGAGAAAGATTGAGGAAATCAGCCTGAAAAATAGTAAAACCTAGCCACAC
AGTTGAATCAACAGAAGATGCTGGTGTCCGAAATAGAAATGAAACAGAGCAAAAATGGACAGTGTCAAAA
ATATGCAGAACAGTACTCAGCTACAGTGAAGGACTATGAATTACAAACAATGACCTACCGGGCCATGGTA
GATTCACAACAAAAATCTCCAGTGAACGCCGAAGAATGCAGAGTTCAGCAGATCTCATTATTCAAGAGT
TCATGGACCTAAGGACTCGATATACTGCCTGGTCACTCTCATGACACAATATATTAATTTGCTGGTGA
TTCATTGAAGAGGCTGGAAGAGGAGGAGAAGTCACTGGAAGAAGAAAAGAAAGAACATGTTGAAAAAGCC
AAAGAATTGCAAAAATGGGTATCAAATATCAGCAAGACATTGAAAGATGCAGAGAAGGCTGGAAAACCTC
CCTTCTCTAAGCAAAAAGATTTCCAGTGAAGAAATATCAACCAAGAAGGAACAATTATCGGAAGCACTTCA
AACTATACAGCTTTTTTTGGCAAAAACATGGAGACAAAATGACAGATGAAGAAAGAAATGAATTGAAAAA
CAAGTAAAACCTCTCAGGAAAGTTATAATTTATTATTAGTGAATCTCTGAAACAGCTACAAGAATCAC
AAACCTCAGGAGATGTAAGGTAGAGGAGAAGATTGTAGCAGAGCGTCAGCAGGAGTATAAAGAGAACT
CCAAGGGATATGTGATCTTCTTACCCAAACTGAAAACCGCCTAATTGGTCAACAAGAAGCCTTCATGATT
GGAGATGGCACAGTTGAGTTAAAGAAATATCAGTCCAAGCAAGAGGAATTACAGAAAAGATATGCAAGGAA
GTGCACAGGCAATTGGCTGAAGTAGTGAAAAACACAGAGAACTTCTTAAAAGAGAAATGGTGAAGGCTGTC
ACAGGAAGATAAGGCTTTGATTGAACAGAACTTAATGAAGCTAAGATAAAGTGTGAACAGCTTAATTTA
AAAGCAGAACAGTCTAAAAGGAGCTGGATAAAGTTGTGACAACAGCAATCAAGGAAGAACTGAAAAGG
TAGCAGCAGTGAAGCAGCTGGAAGAGAGCAAAACCAAAAATAGAAAACCTTTTGGACTGGTGTCAAATGT
TGACAAAAGACTCAGAAAGGCGAGGACAAAACACAAACAGGTAATCGAACAGAACGGGACCCATTTTCAA
GAAGGTGATGGCAAGTCAGCAATTGGAGAAGAGGATGAAGTTAATGGTAACCTGTTGGAGACTGATGTTG
ATGGGCAAGTTGGAACCACTCAGGAGAATCTGAATCAGCAATATCAGAAAAGTTAAGGCCAACACAGAA
GATCATCTCTCAGCACCAAGCAGTGATCATAGCCACTCAGTCTGCACAAGTGTGCTTGAGAAAACAGGGT
CAGTATCTCTCTCTGAAGAAAAAGAGAACTGCAAAAAGAACATGAAGGAACTGAAAGTGCATTATGAAA
CTGCACTGGCTGAGTCAAGAGAAGAAAATGAAGTTAACTCACTCTCTGCAGGAAGAATTAGAAAAGTTTGA
TGCTGACTATACCGAGTTTGGACTGGCTACAGCAGTCAAGCAAGAAGTGTGAAAACCTGGAGGCAGGT
GCAGATGACATCAATGGTTTAAATGACCAAATTGAAGAGGCAGAAGAGTTTCTCAGAAGACGTTATTTCTC
ACAAAGGTGACTTGAGATACATACAATTTCTGGAACAGAGTGTGGAAGCTGCCAAATCTTGACGAA
GAGAGACGGTGGCAAGGTTGATACTTCTGCAACCCACAGAGAAGTGCAGCGCAAGTTGGATCATGCTACT
GATCGGTTCAAGTCTCTACTCTAAGTGAATGTTCTTGGAAAATAACTTAAAGATCTGGTGGATAAAT
ATCAACACTATGAAGATGCTTCAATGTGGACTTCTTGTGGACTCCAGGCCTGTGAGGCCACAGCGAGCAA
ACACTTATCTGAACCTATTGCGGTGGACCCCAAAAATCTTCAAAGGCAATTAGAAGAGACCAAGGCTTTG
CAAGGACAGATATCAAGTCAAGGTTGCTGTAGAGAACTGAAGAAAACGGCTGAAGTGCTTTTAGATG

CCAGGGGATCTTTACTTCCAGCCAAGAATGATATCCAGAAAACACTTGATGACATTGTTGGGAGATATGA
GGATCTGTCCAAGTCTGTTAATGAACGAAATGAAAACTCCAGATAACCTTGACCCGTTCACTGAGTGTG
CAGGATGGCTTGGATGAAATGCTGGACTGGATGGGAAATGTGGAAAGTTCTCTGAAAACAACAGGTCAAG
TGCCTTTAAACTCTACTGCTCTTCAGGATATTATCAGTAAAAACATTATGTTGGAACAGGATATTGCAGG
TCGTGAGAGCAGTATAAATGCCATGAATGAAAAAGTGAAGAAATTTATGGAAACAACAGATCCATCCACT
GCATCTCACTGCAAGCCAAAATGAAAGACTTGCTGCTCGGTTTTTCAGAAGCAAGTCATAAACACAAAAG
AAACTCTTGCCAAAATGGAGGAGCTAAAAACCAAAGTAGAACTGTTTGAGAACCTTCAGAAAAGCTCCA
GACATTTTTAGAAAACAAAACACTCAGGCTTTACTGAAAGTAGATGTGCCAGGAAAAGATGTTACTGAATTG
TCTCAGTATATGCAGGAATCAACTTCTGAATTTTTAGAACACAAGAAAACATCTTGAAGTTTTGCATAGTC
TCTTGAAGGAGATATCCAGCCATGGCTTACCAAGTGATAAGGCTTTGGTCTTGAAAAAACAAAATATTT
GTCAAAGAAATCAAGGAAATGGAGGATACCATCAAAGAAAAAAGAAGCTGTAACCTTCTGTCAAGAA
CAGTTGGATGCTTCCAAGTCTTGTAAATCATTGAAGTCATGGATAAAAAGAAACAACAAAAAAGTTC
CCATTGTACAGCCTTCTTTGGTGCAGAGGATTTAGGAAAATCTTTGGAAGACACTAAGAAATTACAAGA
AAAGTGGAGTTTTAAAAACACCAGAGATTCAGAAAGTAAACAACAGTGGGATCTCACTATGTAACCTAATA
AGTGTGTGACCCCTGCAAAGGCAATAGCAGCAGTTAAATCAGGTGGAGCAGTATTAATGGTGAAG
GAACAGCCACAAAATACTGAGGAATTTGGGCAATAAAGGTTAACATCCATTAAGGACATGACTGA
CATAAGTCATGGTTATGAAGATCTTGGCCTTACTCAAGGACAAAATAGCGGAAGTGAACACTAAACTC
TCCAAATGCAAAGGCTCAGGAAGAAATCAAGTGAATGATGCAGTGGTTACAGAAAATGAACAAAAGT
CAACAAAATGGCAGCAGACACCTGCACCTACAGATACTGAAGCTGTGAAGACTCAAGTTGAGCAGAATAA
GTCGTTTGAGGCAGAAGTGAAGCAGAATGTAACAAGTACAGGAGTTGAAAGACAAAATGACAGAGCTG
TTGGAGGAGAACCAGATACTCCTGAGGCCCCAGATGGAACAGATGTTGACAGAAATAGATTCTAAGT
GGCAAGAAGTCAATCAATTAACAATTGATAGACAACAAAAGTGAAGAAATCCTCCAATATCAACCCA
GTTCCAGACTGTAGAGGCCAAATGAAACAGTGGCTTGTGAAAAAGAAGTATGGTCAGTGTCTTGGG
CCCTTGTCAATTGACCCAAATATGCTAAACACACAAGGAGCAGGTCAGATTTTGTGCAAGAAATTCG
CCACTCGGAAACCTCAATATGAACAGCTGACAGCAGCTGGTCAGGGCATTCTGAGCAGGCCTGGAGAAGA
CCCTTCTTTACGTGGGATTGTGAAAGAGCAACTGGCAGCTGTGACCCAAAATGGGATAGCCTAACAGGG
CAATTGAGTGACAGATGTGACTGGATTGACCAAGCATTGTTAAAAGCACACAGTATCAAAGCCTGCTGA
GAAGCCTTTCTGATAAACTGAGTACTGGATAATAAACTCAGCAGCAGTCTGGCTGTGAGCAGCAGCC
TGATGCTATGAACCAACAGTTGGAACAGCCAAAAATGAAGCAGGAGATACAGCAGGAAAAGAAGCAG
ATAAAAGTGGCCAGGCACTCTGTGAGGATTTGTCAGCACTGGTTAAAGAAGAGTACTTGAAGCAGAAC
TTAGTAGGCAACTAGAAGGCATCTTAAATCATTTAAGGATGTTGAACAGAAAGCAGAGAATCATGTCCA
GCACCTTCAGTCGGCCTGTGCAAGCTCTCATCAATTTAGCAAAATGTCTAGAGATTTTCAGGCTTGGCTG
GATACAAAAGAAAGAGCAAAAACAAATCTCATCCAATATCTGCCAAAAGTTCGATGTCTTGGAGTCATTAA
TTAAAGATCATAAAGACTTTAGTAAAACCTTGACCGCTCAGTCTCATATGTATGAAAAACCATTGCAGA
AGGTGAAAATCTGTTATTAACAAACAAGGGTCTGAGAAGGCAGCCTTACAGTTACAGCTTAATACAATT
AAAACCAATTGGGATACATTTAATAAGCAGGTGAAAGAAAGAGAAAACAAGTTAAAAGAGTCATTGGAAA
AAGCCCTTAAGTATAAGAGCAAGTAGAGACTCTCTGGCCATGGATAGACAAATGCCAAAACAACCTGGA
GGAAATAAAATTTGCTTGGATCCTGCTGAAGGAGAGAATTCTATTGCCAAGTTAAAGTCTCTGCAGAAG
GAAATGGACCAACACTTTGGTATGGTGAATTAAGTGAACAACACAGCCAATAGCTTGTCTGAGTGTCTGTG
AGATAGATAAAGAAGTTGTTACAGATGAGAATAAGTCACTGATCCAGAAGGTGGACATGGTCACTGAACA
ACTTCACAGTAAGAAATCTGTCTGGAGAACATGACTCAGAAGTTTAAAGAATTTCAAGAAGTTTCCAAA
GAATCTAAAAGGCAGCTTCAAGTGTGCAAAGGAGCAGTAGATATCCATGATTCGCTGGGATCCCAGGCTT
ACAGTAACAAAATACCTGACCATGTTGCAAAGTCAAGCAGAAATCACTTCAAGGCTTGAAGCATCAGGTAGA
TTTGGCTAAAAGACTTGACAGGACCTTGTGGTAGAGGCCTCAGACTCAAAGGGAACCTCTGATGTTTTA
TTACAAGTGGAAACCATAGCTCAAGAGCATAGTACACTAAGTCAGCAGGTTGATGAAAAGTGTCTTTCT
TAGAAACCAAGCTTCAGGGCATTGGGCATTTCCAGAATACCATTGAGAAAATGTTTTCTCAGTTCGCAGA
GTTTGATGATGAACTGGATAGCATGGCTCCAGTGGGAGAGATGCAGAAAATTGCAAAAAGCAAAAGGAA
ACTATAAAAGCCTTTCTAAAGAACTAGAAGCCCTCATGGCAAGCAATGACAATGCCAATAAAACCTGCA
AGATGATGTTAGCCACAGAAGAAACCTCTCCTGACCTGTTGGAATCAAAGGGACTTGGAGGCCTTAAG
CAAACAATGCAACAAGTTACTGGACCGAGCCAAAGCCAGAGAAGAGCAGGTTGAAGGGACAATTAAGCGC
CTTGAAGAATTTTACAGCAAATTTGAAAGAATTTCTATTCTGCTCCAGAAAAGCCGAAGAACATGAAGAGT
CACAAGTCTGTTGGTATGAAACGGAGACAATTAATCAGCAGCTTAAACATGTTCAAGGTATTCAGAA

AGAAGAGATTGAACCTTGAAGGTAAACAGCAAGATGTAACCTGGTTAGGTCAAGGCCTTATTCAGAGT
GCTGCCAAAAGCACTAGCACTCAGGGCTTGGAGCATGACCTGGATGATGTCAATGCACGGTGAAGACTC
TCAATAAGAAGGTGGCTCAGCGAGCAGCCAGCTGCAGGAGGCCTTGGTGCCTGTGGGAGGTTCCAGGA
TGCCCTGGAGTCCCTGCTCAGCTGGATGGTGGACTGAGGAGCTTGTGGCAATCAGAAGCCCCGTCG
GCTGAGTTCAAAGTGGTAAAGGCCAGATACAAGAACAAAAGCTTCTCCAGAGATTGTTGGATGACCGAA
AATCTACGGTGGAGGTAATCAAACGAGAAGGAGAAAAAATGCTACAACAGCAGACCCCGCAGATAAAGT
GAAGATTTTGAACAGCTCAGTCTTGGATAGCAGATGGGAGGCATTGCTTAATAAAGCTGAAACAGG
AATCGTCAGTTGAAGGTATCTCGGTGGTAGCACAGCAATTCATGAAACCTTAGAACCACTGAACGAGT
GGCTTACAACCATAGAAAAGAGGCTGGTGAATTGTGAACCCATAGGAACCCAAGCATCTAAACTTGAGGA
ACAAATTGCACAGCACAAAGCCTTAGAAGATGACATCATCAATCACAATAAACATTTACACCAGGCTGTT
AGCATTGGCCAGTCCCTAAAGGTTTTGAGCTCCAGGGAGGATAAAGATATGGTGCAGAGTAAATTAGACT
TCTCTCAAGTATGGTACATTGAGATTCAAGAGAAAAGTACAGCAGGCTGAGCTCCTCCAGCAGGCCTT
ATGTAATGCTAAGATTTTGGGGAAGATGAAGTGAAGTGAAGTGAAGTGAAGTGAAGTGAAGTGAAGTGAAGT
CTGAGCAAGCTCTCAGTCCAGGATTACAGCACTGAGGGGCTATGGAAGCAGCAGTCTGAACTTCGGGTTT
TGCAAGAGGACATCTTACTCAGGAAACAAAATGTAGATCAGGCTTACTAAATGGTTTGAAGTACTTAA
ACAAACCACAGGTGATGAAGTTTAAATAATTCAAGATAAATTGGAAGCCATTAAAGCAAGGTACAAGAGC
ATTACTAAACTGAGCACTGATGTGGCAAGACTCTGGAACAGGCCTGCAGCTTGAAGGCGGCTGCACT
CCACACACGAAGAGCTGTGTACCTGGCTGGACAAAGTGGAGGTGGAATTACTTTTCATATGAAACTCAGGT
TCTGAAAGGAGAAGAAGCAAGTCAAGCACAATGAGACCAAAGGAAGTAAAAAGGAAGTAAAGAACAAC
AAAGCCTTACTGGACTCCCTTAATGAAGTGAAGTGAAGTGAAGTGAAGTGAAGTGAAGTGAAGTGAAGTGAAGT
AAGGACTTGAGAAAATGGTAGCTGAGGACAATGAGCGCTACCGATTAGTGAAGCAGCAGCAGTCACTCAGAA
GGTGGAGGAGATCGATGCAGCCATTCTGCGATCACAGCAGTTTGACCAAGCAGCTGATGCTGAGTTATCC
TGGATTACTGAAACAGAAAAAATTTGATGTCTCTGGTGCATCAGGCTTGAAGCAAGCAGCAGCTCTG
CTCAGCTTCAAGTTCAAAGACATTACCATGGAGATTTTGAAGCACAAGGATATTATTGATGACCTTGT
TAAATCTGGGCATAAAATCATGACCGCATGCAGTGAAGAGGAAAAAGCAATCAATGAAGAAAAAAGTGGAC
AAGGACTGAAGAATATGATACCATCTGCCAGATTAATCAGAAAAGGTATCTGCAGCTGGAACGGGCAC
AGTCCCTGGTTAACCAATTCTGGGAAACATATGAAGAATTTGGCCATGGCTGACAGAAAACAATCAAT
CATCTCTCAGCTTCCCGCCCCAGCCCTTGAATATGAAACTCTAAGGCAGCAGCAGGAAGAATCGGCAA
CTGCGTGAGTTGATAGCTGAACACAAGCCTCATATAGATAAGTGAACAAAAGTGGCCACAGTTACTGG
AATTGAGCCCTGGGAAGGCTTTTCTATCCAAGAGAAGTATGTGGCAGCCGACACCCCTTACAGTCAAT
TAAAGAAGATGTCAAAGCGTGTGTGGCACTGGATGAAGCCATTTCTCAATCAACTCAGTTCATGAC
AAGATAGATCAGATCCTTGAGAGCTGGAACGCATCGTGAACGCTGAGGCAGCCACCCTTATCTCTG
CAGAGGTTGAGAAGATCAAGGAACAGATCAGTGAATAAAGATGTGTCAGTAGACATGGAAGGCTACA
GCCGTTGATGAAACTCTTAAACAGAGGGGAGAGGAAATGATTGCTAGATCTGGGGGACTGATAAAGAC
ATATCTGCCAAAGCTGTTGAGGATAAGCTTGACCAATGGTTTTTCAATTTGGGAGAACATACACACTGG
TGGAAGAGAGGGAAGCCAAACTACTGGATGTGATGGAGCTAGCAGAAAAGTTCTGGTGTGATCACATGTC
ATTGATAGTTACCATTAAGATACTCAAGATTTTCATCCGGACCTGGAAGATCCTGGAATTGATCCTTCA
GTAGTAAAACAACAGCAAGAAGCAGCAGAGACCATAAGGGAAGAAATAGATGGACTACAGGAGGAGCTGG
ATATAGTTATTAACCTAGGTTCTGAATCATTGCGGCATGTGGGAGCCTGATAAACCCATTGTCAAGAA
GAGTATAGATGAGTTAAATTCAGCATGGGATTCTCTAAATAAAGCTTGGAAAGACCGGATTGACAAACTT
GAGGAGGCAATGCAGGCTGCCGTTAGTACCAGGATGGACTGCAGGCGGTATTTGACTGGGTAGATATTG
CAGGTGGTAAATAGCTTCAATGTCTCCAATTGGAACAGATCTCGAAACTGTCAAGCAGCAGATTGAAGA
GCTAAAGCAATTAAGTCTGAGGCTATCAACAGCAGATAGAAATGGAAGACTGAATCATCAAGCAGAG
CTTTTGTAAAGAAAGTAAAGAGAGAGTACAAACACACTGTTCAAGACCCATTAATGGAAGTGAAT
TGATATGGGATAGCCTGGAGGAGAGAATCATCAACAGACAGCATAAACTGGAGGGTGTCTATTAGCCTT
GGGTGAGTTCCAACATGCCCTGGATGAGCTCCTGGCATGGCTGACACACACCGAGGGCTTGTAAAGTGA
CAGAAACCTGTTGGAGGAGACCCTAAAGCCATTGAAATGAAGTGAAGTGAAGTGAAGTGAAGTGAAGTGAAGT
ATGATTAAGCCATCAGTCCACAGTGAAGCCGTTAATAAAGCAGGAAATGATCTAATTGAATCAAGTGC
AGGAGAAGAAGCAAGCAACCTTCAGAACAAGCTAGAGGTTTTAAATCAACGCTGGCAAAATGTTTTGGAA
AAAACAGAAACAAAGGAAGCAGCAGCTGGATGGTGCCTTGCGCCAGGCCAAAGGGTCCATGGCGAAATTG
AGGATTTGAGCAGTGGCTGACTGACACGGAGCGTCATCTGTTGGCATCTAAACCCTGGGAGGTTTACC
GGAAACAGCCAAGGAGCAGCTAATGTCCATATGGAAGTCTGTGCTGCCTTTGAAGCTAAAGAAGAAACA

TATAAGAGTCTGATGCAGAAAGGCCAGCAGATGCTTGCAAGATGCCAAAATCTGCAGAGACAAATATTG
 ACCAAGACATAAACTTGAAGAAAAATGGGAATCGGTGGAACCAAACCTCAATGAAAGGAAAATAA
 ACTGGAAGAGGCTCTCAACTTGGCAATGGAGTTCCACAATTCTCTCCAAGACTTCATCAACTGGCTTACT
 CAGGCTGAACAGACCCTAAATGTAGCTTCTCGGCCAAGTCTCATCTTGGACACAGTCTTATTTCAAATTG
 ACGAACACAAGGTTTTGGCAATGAAGTAAATTCTCATCGTGAGCAGATAATAGAGCTGGACAAAACCTGG
 AACCCACCTAAAAATTTTAGTCAGAAACAAGATGTTGTTCTAATCAAGAATCTACTTATCAGTGTACAA
 AGTGGATGGGAAAAAGTGGTTCAACGGTTGGTAGAGAGAGGAAGATCTTTGGATGATGCAAGAGAGAG
 CCAAGCAGTTCCATGAAGCTTGGAGTAACTTATGGAGTGGCTAGAAGAGTCAGAAAAAGCTTTGGATTCT
 TGAAGTGGAAATCGCAAATGATCCAGACAAAATAAAAAACAACCTTGCACAACATAAGGAGTTTCAGAAA
 TCACTCGGAGCCAAGCATTCTGTCTACGACACCACCAACAGGACTGGACGTTCTCTGAAGGAGAAAACT
 CCCTGGCTGATGACAACCTGAACTGGATGACATGCTGAGTGAACCTCAGAGACAAATGGGATACCATATG
 TGGAAAATCTGTGAAAGACAAAACAAATTGGAGGAAGCCCTGTTATTTCTGGACAATTCACAGATGCC
 CTACAGGCTCTCATTGATTGGTTATATAGAGTTGAACCCAGCTGGCAGAAGACCAGCCTGTTTCATGGAG
 ACATTGATTTGGTATGATCTGATCGATAATCACAAGGCCTTCCAAAAAGAGTTGGGGAAGAGGACCAG
 CAGTGTGCAGGCCCTGAAGCGCTCAGCCGAGAATCATAGAAGGCAGTCGGGATGACTCCTCCTGGGTC
 AAGGTCCAGATGCAGGAATTAAGCACACGCTGGGAGACCGTGTGTGCACTTTCTATATCAAAGCAAACAC
 GGTTAGAAGCAGCCCTGCGTCAGGCAGAGGAATCCACTCGGTGGTACATGCCCTCTGGAGTGGCTGGC
 TGAGGCGGAGCAAACCTGCGTTTCCATGGTGTCTCCAGATGATGAGGATGCTCTCCGGACTCTCATT
 GATCAGCATAAAGAAATTCATGAAGAACTGGAAGAAAAGAGAGCTGAACTAAATAAAGCCACCACATGG
 GCGACACCGTTTTGGCTATCTGCCACCCGACTCCATCACTACCATTAAAGCACTGGATAACAATCATCCG
 GGCGAGGTTTGGAGGTTGCTGGCTGGGCAAAGCAACATCAGCAGAGATTAGCAAGTGTCTGGCTGGG
 CTTATTGCCAAACAGGAATTTGGAAGCTTTGCTGGCTGGTTGCAATGGGCTGAACTACACTACTG
 ATAAGGATAAAGAAGTCATCCCCAGGAGATCGAAGAGGTGAAAGCACTCATTGCAGAACCCAGACCTT
 CATGGAGAAATGACCAGAAAACAGCCTGATGTTGATAAAGTAACGAAGACCTATAAGAGGAGAGCTGCT
 GATCCTTCTCATTACAATCCCATTCCAGTCTTGGATAAGGGACGAGCAGGAAGAAAACGCTTTCCAG
 CATCAAGCTTGTATCCCTCTGGGTACAGACACAAATTGAAACAAAAATCCTAGGGTAACTTACTGGT
 GAGCAATGGCAGCAAGTCTGGCTCCTGGCGTTGGAAAGAAGGAGGAACTCAATGATGCCTTGGACAGA
 CTAGAGGAGCTGAGGGAATTTGCTAACTTTGATTTGATATCTGGCGCAAAAAATACATGCGATGGATGA
 ATCACAAGAAATCTCGAGTATGGACTTCTTCCAGGAAATGATAAAGACCAGGATGGGAAAATAACCGG
 GCAGGAATTTATGATGGAATTTCTTCTCAAAGTTTCCAACCAGTCGCTGGAGATGAGCGCAGTTGCA
 GACATCTTTGACAGAGATGGCGATGGATATATTGACTACTATGAATTTGTAGCAGCCCTTACCCAAATA
 AAGATGCATATAAACCTATCACAGATGCCGACAAAATCGAAGATGAGGTGACAAGGCAGGTAGCTAAGTG
 TAAATGTGCAAAGCGATTTCAAGTTGAGCAGATTGGTGATAATAAATACAGGTTCTTCTGGGAAATCAG
 TTTGGAGACTCCCAGCAACTGCGACTGGTCCGGATCCTGCGGAGTACTGTGATGGTTCTGTTGGAGGTG
 GATGGATGGCACTTGTGAGTCTTGTAGTAAAAATGATCCTTGCAGGGCCAAAGGAAGGACAAAATGGA
 ACTGCGTGAGAAGTTCATTTTAGCAGATGGTGCCAGCCAGGGTATGGCTGCTTTCCGACCCCGAGGCCGA
 AGATCCCGCCATCATCACGAGGCGCTTACCCAACAGATCCACTTCTGTGTCCAGTCAGGCTGCGCAGG
 CGGCTCCCCACAGGTCCTGCCACCACCACACCAAGATTCTCCATCCTTTAACACGCAATTAATGGTAA
 ACCATGGTTGACAAACAGCAAAAATGTCAACTCCTTGTAAAGCAGCAGAGTCTCAGACTTCCCGTGCCA
 TCTGCAGAGGGAACGCCAATAACAAGGAAGCAAGCTTCGACTTCCAGGATATTTATCAGGGAAAGGCTTCC
 ACTCTGGGAGGACAGTGGCTTGTAACTGCACTGCGAGTCCGAAACACAGTTTGTGATTTCCAA
 GAAGACTCCCAGCCGACCAGGAAGTCGAGCTGGAAGCAAAGCTGGCAGCAGGGCCAGCAGCCGCGAGGC
 AGTGATGCATCAGACTTTGACATTTAGAAAATCCAGTCCGTGTGCTCAGATGTGGAAGTGTCCCCAGA
 CACACAGACCTACACCCGAGCAGGTTCTCGGCCATCCACAGCGAAGCCTTCAAATAATCCCACGCCCA
 GAGGAAATCACCTGCCAGCAAATGGACAAGTCTCAAAGAGA

ACGCGTACGCGGCCGCTCGAG – GFP Tag – GTTTAA

Protein Sequence:

>RG223430 representing NM_015548
 Red=Cloning site Green=Tags(s)

MHSSSYSYRSSDSVFNSTSTRSLDSNENLLL VHCGPTLINSISFGSESFDPGHRLEMLQQIANRVQRD
 SVICEDKLILAGNALQSDSKRLESGVQFQNEAEIAGYIILECENLLRQHVIDVQILIDGKYYQADQLVQRV

AKLRDEIMALRNECSSVYSKGRILTTEQTKLMISGITQSLNSGFAQTLHPSLTSGLTQSLTPSLTSSSMT
 SGLSSGMTSRLTPSVTPAYTPGFPSGLVPNFSSGVEPNLQTLKLMQIRKPLKSSLLDQNLTEEEINMK
 FVQDLLNWDQVQLDRTEWGSDDLPSVESHLENHKNVHRAIEEFESSLKEAKISEIQMTAPLKLTYAEK
 LHRLSEYAKLLNTRNQERHLDLHNFVSRATNELIWLNEKEEEEVAYDWSERNIARKKDYHAELMR
 ELDQKEENIKSVQEIAEQLLLENHPARLTIEAYRAAMQTQWSWILQLCQCVEQHIKENTAYFEFFNDAKE
 ATDYLRNLKDAIQRYKSCDRSSSIHKLEDLVQESMEEKEELLQYKSTIANLMGKAKTIIQLKPRNSDCPL
 KTSIPIKAICDYRQIEITIKYDDECVLANNSHRAKWKVI SPTGNEAMVPSVCFTVPPPNKEAVDLANRIE
 QQYQNVLTLWHESHINMKSVVSWHYLINEIDRIRASNVASIKTMLPGEHQVLSNLQSRFEDFLDSQES
 QVFGSDITQLEKEVNVCKQYYQELLKSAEREEQEEVSYNLYISEVRNIRLRENCEDRLRQIRTPLER
 DDLHESVFRITEQEKLKELERLKDGLTITNKCEEFFSQAASSVPTLRSELNVVLQNMNQVYSMSST
 YIDKLTYNLVLKNTQAAEALVKLYETKLEEEAVIADKNNIENLISTLKQWRSEVDEKRQVFHALEDEL
 QKAKAISDEMFKYKERDLDFDWHKEKADQLVERWQNVHVQIDNRLRDLEGIKSLKYRDTYHPLDDWI
 QQVETTQRKIQENQPENSKTLATQLNQKMLVSEIEMKQSKMDECQKYAEQYSATVKDYELQMTYRAMV
 DSQQKSPVKRRRQSSADLIQEFMDLRTRYALVLTMTQYIKFAGDSLKRLEEEESLSEEEKHEHVEKA
 KELQKWSNISKTLKDAEKAGKPPFSKQKISSEESTKKEQLSEALQTIQLFLAKHGDKMTDEERNELEK
 QVKTQLQESYNLFLSESLKQLQESQTSQGVKVEEKIVAERQEQEYKEKLGICDLLTQTENRLIGHQEA
 FMI GDGTVELKKYQSKQEELQKDMQGSQAALAEVVKNTENFLKENGELKSEQEDKALIEQKLEAKIKCEQLNL
 KAEQSKKELDKVVTTAIKEETEVAAVKQLEESKTKIENLLDWLSNVVDKSERAGTKHKQVIEQNGTHFQ
 EGDGKSAIGEEDVNGNLELTDVDGQVGTQENLNQQYQKVAQHEKIIISQHQAIIATQSAQVLEKQKQ
 QYLSPEEKEKLQKNMKELKVHYETALAESEKMKMLTHSLQEELEKFDADYTEFEHWLQQSEQUELENLEAG
 ADDINGLMTKLKRQKSFSEVDVISHKGLRYITISGNRVLEAAKSCSKRDGGKVDTSATHREVQRKLDHAT
 DRFRSLYSKCNVLGNLKDLDVKYQHYEDASGLLAGLQACEATASKHLEPIAVDPKNLQRQLEETKAL
 QGQISSQQVAVEKLLKTAEVLLDARGSLPAKNDIQKTLDDIVGRYEDLSKSVNERNEKQITLTRLSSV
 QDGLDEMLDWMGNVSSSLKEQGQVPLNSTALQDIISKNIMLEQDIAGRQSSINAMNEKVKKFMETDPSST
 ASSLQAKMKDLSARFSEASHKHKETLAKMEELKTKVELFENLSEKLTFTLETQALTEVDVPGKDVTEL
 SQYMQESTSEFLEHKKHLEVLHSLLEKEISSHGLPSDKALVLEKTNL SKKFKEMEDTIKEKKEAVTSCQE
 QLDAFQVLVKSLKSWIKETTKKVPVIVQPSFGAEDLGKSLKLEKQKSLKTPETIQKVNNSGISLNCNLI
 SAVTTPAKAIAAVKSGGAVLNGEGTATNTEEFWANKGLTSIKKDMTDISHGYEDLGLLLKDKIAELNKL
 SKLQKAQEESAMMQLQKMNKTATKWQTPAPTDEAVKQVEQNKSFELKQNVNKKVQELKDKLTEL
 LEENPDTPEAPRWKQMLTEIDSKWQELNQLTIDRQKLEESSNLTQFQTVQEAQLKQWLVEKELMVSVLG
 PLSIDPNMLNTRQVQVILLQEFATRKPQYEQLTAAAGQILSRPGEPSLRGIVKEQLAAVTQKWDSTG
 QLSDRCDWIDQAIKSTQYQSLRSLSDKLSLDLNDKLSLAVSTHPDAMNQLETAQKMKQEIQQEKKQ
 IKVAQALCEDLSALVKEEYLKAELESRQLEGILKSFKDVEQKAENHVQHLQSACASSHQFQQMSRDFQAWL
 DTKKEEQNKSHPI SAKLDVLESLEIKDHKDFSKTLTAQSHMYEKTIAEENLLKKTQGSEKAAQLQLNTI
 KTNWDTFNKQVKERENKLEKSEKALKYKEQVETLWPWIDKQNNLEEKFCLDPAEGENSIKLLKSLQK
 EMDQHFQGMVELLNNANSL SVCEIDKEVVTDENKSLIQKVMVTEQLHSKFKLENMTQKFKFQEVSK
 ESKRQLQCAKEQLDIHDSLGSQAYSNNYL TMLQTQKSLQALKHQVDLAKRLAQDLVVEASDSKGTSDVL
 LQVETIAQEHSTLSQQVDEKCSFLETQLGIGHFQNTIREMFSQFAEFDELDSDMAPVGRDAETLQKQKE
 TIKAFLLKLEALMASNDNANKTCKMMLATEETSPDLVGIKRDLEALSKQCNKLLDRAQAREEQVEGTIKR
 LEEFYSKLKEFSILLQKAEHEESQGPVGMETETINQQLNMFKVFQKEEIEPLQKQDDVNWLGQGLIQS
 AAKSTSTQGLEHDLDDVNARWKTLLNKKVAQRAAQLQEALLHCGRFQDALESLLSMMVDTEELVANQKPPS
 AEFKVVKAQIQEQKLLQRLDDRKSTVEVIKREGEKIATTAEPADKVKILKQLSLLDSRWEALLNKAETR
 NRQLEGISVVAQQFHETLEPLNEWLTTIEKRLVNCEPIGTQASKLEEQIAQHKALEDDIINHNLHLHQA
 V SIGQSLKVLSSREDKDMVQSKLDFSQVWYIEIQEKSHSRSELLQQALCNAKIFGEDEVLMNWLNEVHDK
 LSKLSVDYSTEGLWKQQSELRLVQEDILLRKQNVQDALLNGLELLKQTTGDEVLI IQDKLEAIKARYKD
 ITKLSTDVAKTLEQALQLARRLHSTHEELCTWLDKVEVELLSYETQVLKGEESQAQMRPKELKKEAKNN
 KALLDSLNEVSSALLELVPWRAREGLEKMAEDNERYRLVSDTITQKVEEIDAAILRSQQFQDAADAELS
 WITETEKMLMSLGDIRLEQDQTSACLQVQKFTTMEILRHKDIIDDLVKSCHKIMTACSEEEKQSMKKKLD
 KVLKNYDTICQINSERYQLERAQSLVNQFWETYEELWPWLTETQSIISQLPAPALEYETLRQQQEEHRQ
 LRELIAEHKPHIDKMNKTGPQLLELSPGEGFSIQEKYVAADTLYSQIKEDVKKRAVALDEAISQSTQFHD
 KIDQILESLEIRIVERLRQPPSISAEVEKIKEQISENKNVSVDMKELQPLYETLKRQGEEMIARSGGTDKD
 ISAKAVQDKLDQMVFIWENIHTLVEEREAKLLVMELEAEKFWCDHMSLIVTIKDTQDFIRDLEDPGIDPS

VVKQQQEAETIREEIDGLQEELDIVINLGSIELAACGEPDKPIVKKSIDELNSAWDSLKAWKDRIDKL
 EEMQAAVQYQDGLQAVFDWVDIAGGKLASMSPIGTDLETVKQQIEELKQFKSEAYQQIEMERLNHQAE
 LLLKKVTEESDKHTVQDPLMELKLIWDSLEERIINRQHKLEGALLALGQFQHALDELLAWLTHTEGLLSE
 QKPVGGDPKAIIEIELAKHHVLQNDVLAHQSTVEAVNKAGNDLIESSAGEEASNLQNKLEVLNQRWQNVLE
 KTEQRKQQLDGALRQAKGFHGEIEDLQQWLTDERHLLASKPLGGLPETAKEQLNVHMEVCAAFEAKEET
 YKSLMQGQQMLARCPKSAETNIDQDINNLEKEKWEVETKLNERTKLEALNLAMEFHNSLQDFINWLT
 QAEQTLNVASRPSLILDTVLFQIDEHKVFANEVNSHREQIIELDKGTGHLKYFSQKQDVVLKLNLLISVQ
 SRWEKVVQRLVERGRSLDDARKRAKQFHEAWSKLEMEWLEESEKSLDSELEIANDPKIKTQLAQHKEFK
 SLGAKHSVYDTTNRTGRSLKEKTSLADDNLKDDMLSELRDKWDTICGKSVERQNKLEALLFSGQFTDA
 LQALIDWLVRVPEQLAEDQPVHGDIDLVMNLIDNHKAFQKELGKRTSSVQALKRSARELIEGSRDDSSWV
 KVQMQLSTRWETVCALSISKQTRLEAALRQAEFHSVHALLLEWLAEAEQTLRFHGVLPDDEDALRTLI
 DQHKFEMKLEEKRAELNKATTMGDTVLAICHPDSITTIKHWITIRARFEEVLAWAKHQHQRALASALAG
 LIAKQELLEALLAWLQWAETTLTDKKEVIPQEIEEVKALIAEHQTFMEEMTRKQPDVDKVTKYKRRAA
 DPSSLQSHIPVLDKGRAGRKRFPASSLYPSGSQTQIETKNPRVNLVSKWQVWLLALERRRKLNDALDR
 LEELREFANFDIWRKKYMRWMNHKKSRYMDFFRRIDKDQDGKITRQEFIDGILSSKFPTSRLEMSAVA
 DIFDRDGDYIDYEFVAALHPNKDAYKPIITDADKIEDEVTRQVAKCKCAKRFQVEQIGDNKYRFFLGNQ
 FGDSQQLRLVRILRSTVMVRVGGWMLDEFVKNDPCKRAGRTNMELREKFILADGASQGMAAFPRGR
 RSRPSSRGASPNRSTSVSSQAAQASPQVPATTTPKILHPLTRNYGKRWLNSKMSPTCKAAECSDFPVP
 SAEGTPIQGSKLRLPGYLSGKGFHSGEDSGLITTAARVRTQFADSKKTPSRPGSRAGSKAGSRASSRRG
 SDASDFDISEIQVCSVDVETVPQTHRPTPRAGSRPSTAKPSKIPTPQRKSPASKLTKSSKR

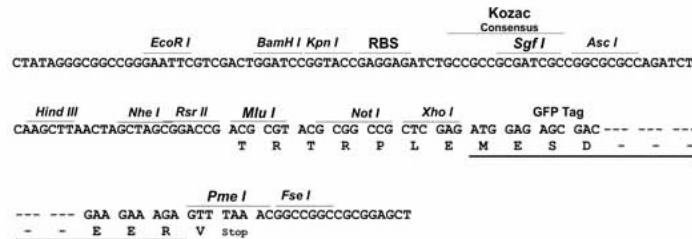
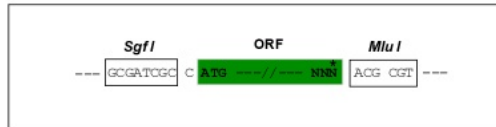
TRTRPLE - GFP Tag - V

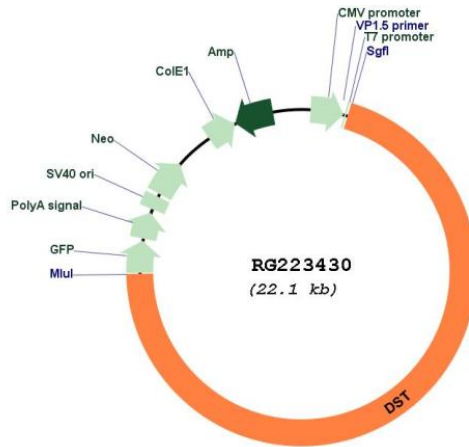
SgfI-MluI

Restriction Sites:

Cloning Scheme:

Cloning sites used for ORF Shutting:



Plasmid Map:


ACCN: NM_015548

ORF Size: 15513 bp

OTI Disclaimer: Due to the inherent nature of this plasmid, standard methods to replicate additional amounts of DNA in *E. coli* are highly likely to result in mutations and/or rearrangements. Therefore, OriGene does not guarantee the capability to replicate this plasmid DNA. Additional amounts of DNA can be purchased from OriGene with batch-specific, full-sequence verification at a reduced cost. Please contact our customer care team at custsupport@origene.com or by calling 301.340.3188 option 3 for pricing and delivery.

The molecular sequence of this clone aligns with the gene accession number as a point of reference only. However, individual transcript sequences of the same gene can differ through naturally occurring variations (e.g. polymorphisms), each with its own valid existence. This clone is substantially in agreement with the reference, but a complete review of all prevailing variants is recommended prior to use. [More info](#)

OTI Annotation:	This clone was engineered to express the complete ORF with an expression tag. Expression varies depending on the nature of the gene.
Components:	The ORF clone is ion-exchange column purified and shipped in a 2D barcoded Matrix tube containing 10ug of transfection-ready, dried plasmid DNA (reconstitute with 100 ul of water).
Reconstitution Method:	<ol style="list-style-type: none">1. Centrifuge at 5,000xg for 5min.2. Carefully open the tube and add 100ul of sterile water to dissolve the DNA.3. Close the tube and incubate for 10 minutes at room temperature.4. Briefly vortex the tube and then do a quick spin (less than 5000xg) to concentrate the liquid at the bottom.5. Store the suspended plasmid at -20°C. The DNA is stable for at least one year from date of shipping when stored at -20°C.
RefSeq:	<u>NM_015548.5</u>
RefSeq Size:	16652 bp
RefSeq ORF:	15516 bp
Locus ID:	667
UniProt ID:	<u>Q03001</u>
Cytogenetics:	6p12.1
Gene Summary:	This gene encodes a member of the plakin protein family of adhesion junction plaque proteins. Multiple alternatively spliced transcript variants encoding distinct isoforms have been found for this gene, but the full-length nature of some variants has not been defined. It has been reported that some isoforms are expressed in neural and muscle tissue, anchoring neural intermediate filaments to the actin cytoskeleton, and some isoforms are expressed in epithelial tissue, anchoring keratin-containing intermediate filaments to hemidesmosomes. Consistent with the expression, mice defective for this gene show skin blistering and neurodegeneration. [provided by RefSeq, Mar 2010]