

## Product datasheet for **RG223264**

### TACC2 (NM\_206862) Human Tagged ORF Clone

#### Product data:

Product Type:	Expression Plasmids
Product Name:	TACC2 (NM_206862) Human Tagged ORF Clone
Tag:	TurboGFP
Symbol:	TACC2
Synonyms:	AZU-1; ECTACC
Mammalian Cell Selection:	Neomycin
Vector:	pCMV6-AC-GFP (PS100010)
E. coli Selection:	Ampicillin (100 ug/mL)
ORF Nucleotide Sequence:	>RG223264 representing NM_206862 Red=Cloning site Blue=ORF Green=Tags(s)

TTTTGTAATACGACTCACTATAGGGCGGCCGGAATTCGTCGACTGGATCCGGTACCGAGGAGATCTGCC  
GCC**CGATCGCC**

ATGGGCAATGAGAACAGCACCTCGGACAACCAGAGGACTTTATCAGCTCAGACTCCAAGTCCGCGCAGC  
CACCCGGGAACAGTCAGAATATAAAAAGGAAGCAGCAGGACACGCCCGGAAGCCCTGACCACAGAGACGC  
GTCCAGCATTGGCAGCGTTGGGCTTGGAGGCTTCTGCACCGCTTCTGAGAGTTCTGCCAGCCTGGATCCA  
TGCTTGTGTCCCAGAGGTGACTGAGCCAAGGAAGACCCACAGGGAGCCAGGGGGCCAGAAGTTCTT  
TGCTGCCAGCCACCACCGTCCCAGGAGCGAGAGCACCCCTCGTCTCCATGCCCTTTGCCGAGTGCC  
CCCGGAAGGTTGCTTGGCAAGTCCAGCAGCGGCACCTGAAGATGGTCTCAGACTCAGTCTCCAGGAGG  
GAACCTGCCCCAAATGCCCCAGGAGACATCGCGCGCGCATTTCCTCCGCTGAGAGGGACAGCTACTCCAT  
ACCAAGAGATTGCTGCCGTCCCCAGTGCTGGAAGAGAGAGACAGCCGAAGGAAGAAGGACAGAAGTCCCTC  
TTCTCTTCTCCAGTGGCATCGACCAGTCACTGGAATGTCGCCAGTACCCCTCAGAGAGCCAATGAAG  
GCACCGCTGTGTGGAGAGGGGACCAGCCTGGTGGTTTTGAGTCCAAGAGAAAGAGGCTGCAGGTGGCT  
TCCCCCTGCAGAGTCCAGGCAGGGGTGGCTTCTGTGCAAGTGACCCCTGAGGCCCTGCTGCAGCCCA  
GCAGGGCACAGAAAGCTCAGCGGCTTTGGAGAAGTCCCCCTAAAACCATGGCCCCGATCCCACAAGAT  
CCAGCCCCAAGAGCCTCAGACAGAGAAAGAGGCCAAGGGGAGGCGCCGCTCAGTATTTAACAGATGACT  
TGGAAATTCCTCAGGGCCTGCCATCTCCCTAGGAGCAATTCAGGGGCTGCCCCAGAAGCAGAAGTGAATGC  
CGTTCCCAGGAGAGCTGCCAGCAGCCAGTGGGAGCATATCTGCCGCACGCAGAGCTGCCCTGGGGCTTG  
CCAAGTCTGCCCTGGTCCAGAGGCTGGGGGCTCTGGGAAGGAGGCTCTGGACACCATTGATGTTCCAGG  
GTCACCCACAGACAGGGATGCGAGGAACCAAGCCCAATCAAGTTGTCTGTGTGCCAGCAGGCGGCCAGCC  
CGAAGGGGTTTGCCTGTGAGCCCTGAACCTTCCTGCTCACTCCGACTGAGGAAGCACATCCAGCTTCA  
AGCCTCGTTTATTCCCAGCTGCTCAGATTCTATTGCTGTAGAAGAACCTGGATCATCATCCAGGGAAT  
CAGTTTCAAGGCTGGGATGCCAGTTTCTGCAGATGCAGCCAAAGAGGTGGTGGATGCAGGGTTGGTGGG  
ACTGGAGAGGCAGGTGTCAGATCTTGAAGCAAGGGAGAGCATCCAGAAGGGGACCTGGAGAGGTTCTCT



[View online »](#)

GCCCCATCACCCAGGAGAGGGGAGAGCACTTGAACACGGAGCAAAGCCATGAGGTCCAACCAGGAGTAC  
 CACCCCTCTCTTCCAAAGGAGCAAAGCCATGAGGTCCAACCAGGAGCACCACCCCTCTCTTCCCAA  
 GGCACCAAGTAAAGTGCCAGAGGGCCACCGGGCCAACGGATGGAGCCAAGGTCCATGAAGATCCACA  
 AGCCAGCCGTGGCTAAAGAAGGAAGCAGATCACCTGGTGACAGCCCTGGAGGAAAGGAGGAAGCCAG  
 AGCCACCTGATGGTGGAGACCCAGGGAACCTGCAAGGAGAGGACTCTCAGGCTTTCAGCAGCAAGCGTGA  
 TCCAGAAGTAGGCAAAGATGAGCTTCAAAGCCAAGCAGTGATGCAGAGAGCAGAGACATCCCAGCTCA  
 CACTCAGCACAGCCACCCAGAAAGGGGGTGTGGGCACACGGACGGGCCCACTCTCAGACAGCAGAGG  
 CTGATGCATCTGGCTACCACACAAGCTGGGTGAGGAGGACCCCTCTGCCCTGTGCCAGATGGAGC  
 TGGTGAGCCCACTGTTCCGAAGGAGCCATCTGGGAGGGTCAAGATTGCAGCCAAATGTCCTGACACC  
 CTTCAGAGCAGGAAGGATTGGGAAGAATGGAGTCTTTCCTGACTTTAGAATCAGAGAAATCAGATTTTC  
 CACCAACTCCTGTTGCAGAGTTGCACCCAAAGCCAGGAAGGTGAGAGCACATTGGAAATAGGAAGAT  
 GGGCAGCTGTGATGGGAGGGCTTGTGACGTCCCGAGATCAACCCCGGGGCCGGCGTGTGATGCGTCCG  
 AGACAGGAATTTGATGCTGGGTGCCACATCCCCCAGGGGAGAACTTGGCAGCAGACCTGGGGTCA  
 CGGCACTCATCTGGACCAAGATCAGCAGGAATCCCATCTGCCAGGGGAAGGCTGGATAAGAGGAGC  
 TGCATCCGAGTGGCCCTACTATCTTCTGAGAAGCATCTCCAGCCATCCCAGGCACAACCAGAGACATCC  
 ATCTTTGACGTGCTCAAGGAGCAGGCCACCTGAAAATGGGAAAGAGACTTCTCCAAGCCATCCAG  
 GTTTTAAGGACCAGGGAGCAGATTCTTCCCAAATCCATGTACCTGTGGAACCTCAGGAAGATAACA  
 ACTT GCCCACTCATGGAGGACAGGAGCAGGCTTTGGGATCAGAACTTCAAAGTCAGCTCCCAAAGGCACCCCTG  
 TCTGATACTCAAACCTTCTCCTCACTGACATGGTTTGGGAGAGTTCTCTGACAGAAGAGTCAGAATTGT  
 CAGCACCACAGGACAGAAGTTGCCTGCACTAGGGGAGAAAGCGCCAGAGGGAGCATGCGGTGATGGTCA  
 GTCCTCGAGGGTCTCGCTCCAGCAGCAGATGTCTTAAAAGACTTTTCTTTGCAGGGAACCTCAGCAGA  
 AAGGAACTTGTGCACTGGGCAGGGGCCAAACAAGTCTCAACAGGCATTGGCTGATGCCTTGGAAAG  
 GCAGCCAGCATGAAGAAGCATGTCAAAGGCATCCAGGAGCTTCTGAAGCAGCTGATGTTGTTCCCACT  
 CTGGGGCTTGTAGTAAGAGGGAGATGGCAAGTGGAAACACAGGGGAGGCCCACTTGTGACCTGACTCA  
 GTAGTCTCTGATGCAAGTTCCTGCCTGCCAGCCCTGGCGCCCGCAGCCCGGAGTCAACCCACCC  
 AGGATGCCCCAGAGACAGAGGCATGTGATGAAACCCAGGAAGGCAGGCAGCAACCAGTGCAGCCCGCA  
 GCAGAAAATGGAGTGTGGGCCACTTCGGATGCAGAGTCCCAAAGCTTCTTGAAGTTTCCCATCAGCT  
 GGGGAGCAAGGTGGTGAAGCCGGGGTGTGAGACTGGTGGCAGCGCTGGTGCAGGAGACCCAGGAAAGC  
 AGCAGGCTCCGGAGAACTGGAGAAGCTACTTTGAGTTGTGGCCTCCTCAGACTGAGCACTGCCTTAC  
 CTCGGGGAGGAAGCTTCTACCTCTGCCCTACGTGAGTCTGCCAAGCTGAGCACCCTATGGCCAGCTGC  
 CAGGATGCCTTGCTGCCAGCCAGAGAGCTGGGTGGGATCCCAGGAGCACCATGGATTTTCTACACACC  
 AGGCTGTCCCAGACCCAAAGGAGCTCCTGCTGTCTGGGCCACCAGAAGTGGCTGCTCCTGACACCCCTTA  
 CCTGCATGTGCAGAGTGTGCCAGAGAGGAGCAGAAGACAGTGGAGTGAAGCTGTTTCTCTGCAGAC  
 CCCAGAGCTCCTGGCGAAAGCCCTGTCTGTAGGGGAGCCCACTTGCCTTGGAAAATGCTGCCTCCT  
 TGAAGCTGTTGCTGGCTCCCTCGCCCCCTGTTGCAACCAGGAGCTGCAGGTGGGAAAATCCCTGCAGT  
 GCAAGCCAGCAGTGGTAGTCCCAAAGCCAGAACCCTGAGGGACCAGTGGACTCCATGCCATGCCTGGAC  
 CGGATGCCACTTCTGGCCAAGGGCAAGCAGGCAACAGGGGAAGAGAAAGCAGCAACAGCTCCAGGTGCAG  
 GTGCCAAGGCCAGTGGGAGGGCATGGCAGGTGATGCAGCAGGAGAGACAGAGGGCAGCATGGAGAGGAT  
 GGGAGAGCCTTCCAGGACCCAAAGCAGGGCACATCAGGTGGTGTGGACACAAGCTCTGAGCAAAATCGCC  
 ACCCTCACTGGCTTCCCAGACTTCAGGGAGCACATCGCCAAGATCTTCGAGAAGCCTGTGCTCGGAGCCC  
 TGGCCACACCTGGAGAAAAGGCAGGAGCTGGGAGGAGTGCAGTGGGTAAGACCTCACCAGGCCATTGGG  
 CCCAGAGAAGCTTCTAGATGGGCCTCCAGGAGTGGATGTCACCCTTCTCCTGCACCTCCTGCTCGACTC  
 CAGGTGGAGAAGAAGCAACAGTTGGCTGGAGAGGCTGAGATTTCCCATCTGGCTCTGCAAGATCCAGCTT  
 CAGACAAGCTTCTGGGTCCAGCAGGGCTGACCTGGGAGCGGAACCTGCCAGGTGCCGGTGTGGGAAAGGA  
 GATGGCAGGTGTCCACCCACACTGAGGGAAGACGAGAGGCCAGAGGGCCCTGGGCAGCCTGGCCAGGC  
 CTGGAAGGCCAGGCTTACTCACAGCTGGAGAGGAGCAGGCAGGAATTAGTTTCAAGTCTTCTTCCACAG  
 CAGCTACTCAGGAGCTCCCTGTGGAGAGAGCTGCTGCCTTCCAGGTGGCTCCCCATAGCCATGGAGAAGA  
 GGCGTGGCCAAAGACAGAATTCCTTCTGAAAGCAGCACCAGGAAACATCTGCCTGCGACAGTCCACAT  
 GGAGAAGATGGTCCCGGGACTTTGCTCACACAGGGGTTCCAGGACATGTGCCAAGGTCCACGTGTGCC  
 CTTCTCCTCAGAGGGAGGTTTTGACTGTGCTGAGGCCAACAGTGAAGCTGGACCTTGCACAGCTTGG  
 GGTGAAAGGAGACCCGGAGTCACTGCTGGCATCTTGGAAATGCGAAATGCCCTGGGCAACCAGAGCACC  
 CCTGCACCACCAACTGGAGAAGTGGCAGACACTCCCTGGAGCCTGGCAAGGTGGCAGGCCTGCTGGGG

AAGCAGAGGGTGACATCACCTGAGCACAGCTGAGACACAGGCATGTGCGTCCGGTGATCTGCCTGAAGC  
 AGGTACTACGAGGACATTCTCCGTTGTGGCAGGTGACTTGGTGCTGCCAGGAAGCTGTCAGGACCCAGCC  
 TGCTCTGACAAGGCTCCGGGGATGGAGGTTACAGCTGCCCTTCATGGGGACAGCCAGCCAGGCCCCAGC  
 AGGCTAAGGAGCAGCCAGGGCCTGAGCGCCCCATTCCAGCTGGGGATGGGAAGGTGTGCGTCTCCTCACC  
 TCCAGAGCCTGACGAACTCACGACCCGAAGCTGCAACATTTGGCTCCAGAAGAGCTCCACACTGACAGA  
 GAGAGCCCCAGCCTGGCCATCCATGTTACCTTCGGTTCCTAAGAAGGATGCTCCAAGAGTCATGGATA  
 AAGTCACCTTCAGATGAGACCAGAGGTGCGGAAGAACAGAAAGTTCACCTGTGGCAGATGATATCATCCA  
 GCCCGCTGCCCCGACAGCTGGAAAGCCCAACCTTAGCTGCCTTCCCTACCACGGTGATGTTGTTGGC  
 CAGGTCTCTACGGATCTGATAGCCAGAGCATCTCCCCAGCTGCTGCCCATGCGGGTCTTCTCCCTCGG  
 CTGCAGAACACATAGTTTCGCCATCTGCCCCAGCTGGTGACAGAGTAGAAGCTTCCACTCCCTCCTGCC  
 AGATCCGGCCAAGGACCTCAGCAGGAGTTCGATTCTGAAGAGGCATTTGAGACCCCGAGTCAACGACC  
 CCTGTCAAAGCTCCGCCAGCTCCACCCACCACCCCGAAGTCATCCCAGAACCCGAGGTGACACAC  
 AGCCACCCCGGAAGAACCAGGATGTGGTCTGAGACAGTCCCTGTCCCTGATGGCCACGGAGCGACTC  
 GGTGGAAGGAAGTCCCTCCGTCCCCCGTCACTCTTCTGCGGTCTTCGATGAAGACAAGCCGATA  
 GCCAGCAGTGGGACTTAACTTGGACTTTGACAACATTGAGCTTGTGGATACCTTTCAGACCTTGGAGC  
 CTCGTGCCTCAGACGCTAAGAATCAGGAGGGCAAAGTGAACACACGGAGGAAGTCCACGGATTCCGTCCC  
 CATCTCTAAGTCTACACTGTCCCGTCCGCTCAGCTGCAAGCCAGTGACTTTGATGGTGCTTCTCTCA  
 GGCAATCCCGAGGCGCTGGCCCTTGCCCCAGATGCATATAGCACGGGTTCCAGCAGTGCTTCTAGTACCC  
 TTAAGCGAACTAAAAACCGAGGCGCCTTCTTAAAAAGAAACAGACCACCAAGAAACCCACAGAGAC  
 CCCCCAGTGAAGGAGACGCAACAGGAGCCAGATGAAGAGAGCCTTGTCCCCAGTGGGGAGAATCTAGCA  
 TCTGAGACGAAAACGGAATCTGCCAAGACGGAAGTCTTAGCCAGCCTTATTGGAGGAGACGCCCTTG  
 AGCCCGCTGTGGGGCCAAAGCTGCCTGCCCTGGACTCAGAGAGTGCAGAAGGGTGTGCCCCCGCC  
 TTCTGGAGGTGGCAGAGTGCAGAACTCACCCCTGTCCGGAGGAAAACGCTTACCACGCCCCG  
 GAGGCAGGGGAGGTAACCCCATCGGATAGCGGGGGCAAGAGGACTCTCCAGCCAAAGGGCTCTCCGTAA  
 GGCTGGAGTTGACTATTCTGAGGACAAGAGTAGTTGGGACAACAGCAGGAAAACCCCTCTACCAA  
 AAAGATAGGCAAAAAGCCAGTTGCCAAAATGCCCTGAGGAGGCCAAAGATGAAAAAGACACCCGAGAAA  
 CTTGACAACACTCCTGCCTCACCTCCCAGATCCCCTGCTGAACCAATGACATCCCATTGCTAAAGGTA  
 CTTACACCTTTGATATTGACAAGTGGGATGACCCCAATTTAACCTTTTTTCTTCCACTCAAAAATGCA  
 GGAGTCTCCAAACTGCCCAACAATCATACACTTTGACCCAGACACCTGTGATGAGTCCGTTGACCCC  
 TTTAAGACATCCTAAGACCCCAAGCTCACCTTCTAAATCCCCAGCCTCCTTTGAGATCCCAGCCAGTG  
 CTATGGAAGCCAATGGAGTGGACGGGATGGGCTAAACAAGCCCGCAAGAAGAAGACGCCCTAAA  
 GACTGACACATTTAGGGTGAAAAAGTCGCCAAAACGGTCTCCTCTCTGATCCACTTCCCAGGACCCC  
 ACCCCAGCTGCTACACCAGAAACACCACAGTGATCTCTGCGGTGGTCCACGCCACAGATGAGGAAAAGC  
 TGGCGGTCAACAACCAGAAGTGGACGTGCATGACAGTGGACCTAGAGGCTGACAAACAGGACTACCCGCA  
 GCCCTCGACCTGTCCACCTTTGTAACAGAGACCAAAATCAGTTCACCCACTGAGGAGTTGGATTACAGA  
 AACTCCTATGAAATTGAATATATGGAGAAAATGGCTCCTCCTTACCTCAGGACGACGATGCCCGAAGA  
 AGCAGGCCCTGTACCTTATGTTTGACACTTCTCAGGAGAGCCCTGTCAAGTCATCTCCGTCGCGATGTC  
 AGAGTCCCCGACGCCGTGTTCAAGGTCAAGTTTGAAGAGACTGAAGCCCTTGTGAACACTGCTGCGAAA  
 AACAGCATCCTGTCCCACGAGGACTGGCCCTAACCAAGAGTCACACTTGCAGGTGCCAGAGAAATCCT  
 CCCAGAAGGAGCTGGAGGCCATGGGCTTGGGCACCCCTTCAGAAGCGATTGAAATTACAGCTCCCGAGGG  
 CTCTTTGCTCTGCTGACGCCCTCCTCAGCAGGCTAGCTCACCCGTCTCTCTGTGGTGCACCTTGAC  
 TATCTGGAGCCGACTTAGCAGAAAAGAACCCCACTATTGCTCAGAACTCCAGGAGGATTAGAGT  
 TTGCCATCATGCGGATAGAAGCCCTGAAGCTGGCCAGGCAGATTGCTTTGGCTTCCCGCAGCCACCAGGA  
 TGCCAAGAGAGAGGCTGCTACCCAACAGAGCTCCTCATCCAAAACAGCCTTGTACTCCCGCATCGGG  
 ACCGCTGAGGTGGAGAAACCTGCAGGCCTTCTGTTCCAGCAGCCGACCTGGACTCTGCCCTCAGATCG  
 CCAGAGCAGAGATCATAACCAAGGAGAGAGAGGTCTCAGAAATGGAAGATAAATATGAAGAAAGCAGGCC  
 GGAAGTGTGAAATGAGGAAAATAGTGGCCGAGTATGAGAAGACCATCGCTCAGATGATAGAGGACGAA  
 CAGAGAGAGAAGTCAGTCTCCACAGAGCGGTGCAGCAGCTGGTTCTGGAGAAGGAGCAAGCCCTGGCCG  
 ACCTGAACTCCGTGGAGAAGTCTCTGGCCGACCTCTCAGAAGATATGAGAAGATGAAGGAGTCTTAGA  
 AGGCTTCCGCAAGAATGAAGAGGTGTTGAAGAGATGTGCGCAGGAGTACCTGTCCCGGTGAAGAAGGAG  
 GAGCAGAGGTACCAGGCCCTGAAGGTGCACGCGGAGGAGAACTGGACAGGGCCAATGCTGAGATTGCTC  
 AGGTTTCGAGGCAAGGCCACGAGGAGCAAGCCGCCACCAGGCCAGCCTGCGGAAGGAGCAGCTGCGAGT

GGACGCCCTGAAAGGACGCTGGAGCAGAAGAATAAAGAAATAGAAGAACTACCAAGATTTGTGACGAA  
CTGATTGCCAAAATGGGAAAAGC

AGCGGACCGACGCGTACGCGGCCGCTCGAG - GFP Tag - GTTTAA

**Protein Sequence:**

>RG223264 representing NM\_206862  
Red=Cloning site Green=Tags(s)

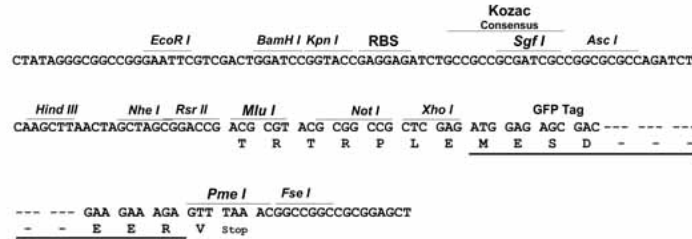
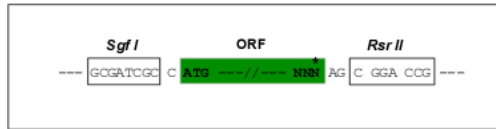
MGENSTSDNQRTL SAQTPRSAQPPGNSQNIKRKQDTPGSPDHRDASSIGSVLGGFCTASESSASLDP  
CLVSVPEVTEPRKDPQGARGPEGSLLPSPPPSQEREHPSSMPFAECPPEGCLASPAAPEDGPQTQSPRR  
EPAPNAPGDI AAFFAERDSSTPYQEIAAVPSAGRERQPKKEGQKSSFSSGIDQSPGMSVPLREPMK  
APLCGEGDQPGGFESQEKEAAGGFPPAESRQGVASVQVTPAAPAAQQTGESSAVLEKSPKMPAPIQD  
PAPRASDRERGGQGEAPPQYL TDDLEFLRACHLPRNSNGAAPEAEVNAASQESCQQPVGAYLPHAEPLWGL  
PSPALVPEAGGSKEALDTIDVQGHQGTGMRGTPNQQVVCVAAGGQPEGGLPVSPPEPSSL TPTTEAHPAS  
SLASFPAAQIPIAVEEPGSSSRESVSKAGMPVSADAAKEVVDAGLVGLERQVSDLGSKGHEPGEV  
APSPQERGEHLNTEQSHEVQPGVPPPPLPKEQSHEVQPGAPPPPLPKAPSESARGPPGPTDGAKVHEDST  
SPAVAKEGSRSPGDSPPGKKEAPEPPDGGDPGNLQGEDSQAFSSKRDPEVKGDEL SKPSSDAESRDHPSS  
HSAQPPRKGAGHTDGPHSQTAEADASGLPHKLGEEDPVLPPVPDGAGEPTVPEGAIWEGSLQPKCPDT  
LQSREGLGRMESFLTLESEKSDFPPTVAEVAPKAQEGESTLEIRKMGSCDGEGLLTPDQPRGPACDAS  
RQEFHAGVPHPPQGENLAADLGLTALILDQDQQGIPSCPGEGWIRGAASEWPLL SSEKHLQPSQAQPETS  
IFDVLKEQAQPPENGKETSPSHPGFKDQGDSSQIHVPVEPQEDNLLPTHGGQEALGSELQSQLPKGTL  
SDTPTSSPTDMWESSL TEESEL SAPTRQKLPALGEKRPEGACGDGQSSRVSPAADVLKDFSLAGNFSR  
KETCCTGQGNKSSQALADALEEGSQHEEACQRHPGASEAADGCSPLWGLSKREMASGNTGEAPPQPDS  
VALLDAVPCLPALAPASPGVPTQDAPETEACDETQEGRQPVPAQPKMECWATSDAESPKLLASFPSA  
GEQGGEGAAETGGSAGADPGKQQAPEKPGEATL SCGLLQTEHCLTSGEEASTSALRESCQAEHPMASC  
QDALLPARELGGIPRSTMDFSTHQAVDPKELLLSGPPEVAAPDTPYLHVDSAAQRGAEDSGVKAVSSAD  
PRAPGESPCPVGEPPLALENAASLKL FAGSLAPLLQPGAAGGEIPAVQASSGSPKARTTEGPVDSMPCLD  
RMPLLAKGKQATGEEKAATAPGAGAKASGEGMAGDAAGETEGSMERMGEPSQDPKQGTSGGVDTSSQIA  
TLTGFPDFREHIAKIFEKPVLGALATPGEKAGAGRSVAVGKDL TRLPGEKLLDGGPPGVDVTLPPAPPARL  
QVEKKQQLAGEAEISHLALQDPASDKLLGPAGL TWERNLPGAGVKGEMAGVPPTLREDERPEGGAAWPG  
LEGQAYSQLEERSQELASGLPSPAATQELPVERAAAFQVAPHSHGEEAVAQDRIPSGKQHJET SACDSPH  
GEDGPGDFAHTGVPGHVPRSTCAPSPQREVL TVPEANSEPWTLDTLGGERRPGVTAGILEMRNALGNQST  
PAPPTGEVADTLEPGKVAGAAGEAEGDITLSTAETQACASGDLPEAGTTRTF SVVAGDLVLPGSCQDPA  
CSDKAPGMEGTAALHGDSPARPQQAQEPGPERP IPAGDGKVCVSSPPEPDETHDKLQHLAPEELHTDR  
ESPRPGPSMLPSVPKADAPRMDKVTSDETRGAEGTESSPVADDIIQPAAPADLESPTLAASSYHGDVVG  
QVSTDLIAQSI SPAAAHAGLPPSAAEHI VSPSAPAGDRVEASTPSCDPKDL SRSDSEEFETPESTT  
PVKAPPAPPPPEVPEPEVSTQPPPEEPGCGSETVPVPDGPVSDSVEGSPFRPPSHFSAVFDEDKPI  
ASSGTYNLDFDNIELVDTFQTLPRASDAKNQEGKVNTRRKSTDSVPI SKSTLSRSLSLQASDFDGASS  
GNPEAVALAPDAYSTGSSSASSTLKRKPRPPLKKTQTTKPTETPPVKETQEQPDEESLVPGENLA  
SETKTESAKTEGSPALLEETPLEPAVGPKAACPLDSESAEGVVPASGGGRVQNSPPVGRKTLPLTTAP  
EAGEVTPSDSGGQEDSPAKGLSVRLEFDYSEDKSSWDNQENPPPTKIGKPKVAKMPLRRPKMKKTPEK  
LDNTPASPPRSPAEPNDIPIAKGTYTFIDKWDPNFNPFSSTSKMQESPKLPPQSYNFPDPTCDESVDP  
FKTSSKTPSSPSKSPASFEIPASAMEANGVDGDLNKPAAAAKKTPLKTDTRFVKKSPKRSPLSDPPSQDP  
TPAATPETPPVISA VVHATDEEKLAVTNQKWT CMTVDLEADKQDYQPSDLSTFVNETKFSSTEELDYR  
NSYIEIYMEKIGSSLPQDDAPKKQAL YLMFDTSQESPVKSSPVRMSEPTPCSGSSFEETEALVNTAAK  
NQHPVPRGLAPNQESHQVPEKSSQKLEAMGLGTPSEAIETAPEGSFASADALLSRLAHPVSLCGALD  
YLEPDLAEKNPPLFAQKLQEELFAIMRIEALKLARQIALASRSHQDAKREAAHPTDVSISKTALYSRIG  
TAEVEKPAAGLLFQQPDLDSALQIARAEIITKEREVSEWKDYEE SRREVMEMRKI VAEYEKTI AQMIEDE  
QREKSVSHQTVQQLVLEKEQALADLNSVEKSLADLFRRYEKMEVLEGRKNEEVLKRCQAQEYLSRVKKE  
EQRYQALKVHAEKLDRAAEIAQVRGKAQQEQAHHQASLRKEQLRVDALERTLEQKNKEIEELTKICDE  
LIAKMGKS

SGPTRRRLE - GFP Tag - V

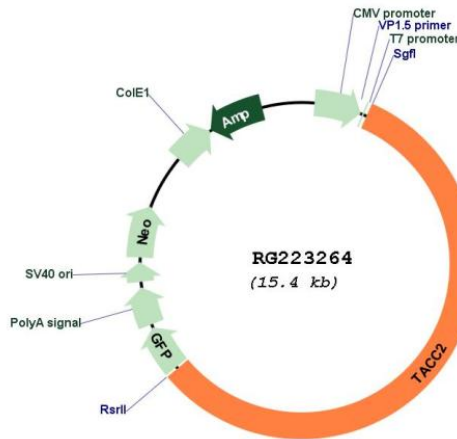
Restriction Sites: SgfI-RsrII

Cloning Scheme:

Cloning sites used for ORF Shuttling:



Plasmid Map:



ACCN: NM\_206862

ORF Size: 8844 bp

OTI Disclaimer: The molecular sequence of this clone aligns with the gene accession number as a point of reference only. However, individual transcript sequences of the same gene can differ through naturally occurring variations (e.g. polymorphisms), each with its own valid existence. This clone is substantially in agreement with the reference, but a complete review of all prevailing variants is recommended prior to use. [More info](#)

OTI Annotation: This clone was engineered to express the complete ORF with an expression tag. Expression varies depending on the nature of the gene.

Components: The ORF clone is ion-exchange column purified and shipped in a 2D barcoded Matrix tube containing 10ug of transfection-ready, dried plasmid DNA (reconstitute with 100 ul of water).

**Reconstitution Method:**

1. Centrifuge at 5,000xg for 5min.
2. Carefully open the tube and add 100ul of sterile water to dissolve the DNA.
3. Close the tube and incubate for 10 minutes at room temperature.
4. Briefly vortex the tube and then do a quick spin (less than 5000xg) to concentrate the liquid at the bottom.
5. Store the suspended plasmid at -20°C. The DNA is stable for at least one year from date of shipping when stored at -20°C.

**RefSeq:** [NM\\_206862.4](#)

**RefSeq Size:** 9706 bp

**RefSeq ORF:** 8847 bp

**Locus ID:** 10579

**UniProt ID:** [O95359](#)

**Cytogenetics:** 10q26.13

**Gene Summary:** Transforming acidic coiled-coil proteins are a conserved family of centrosome- and microtubule-interacting proteins that are implicated in cancer. This gene encodes a protein that concentrates at centrosomes throughout the cell cycle. This gene lies within a chromosomal region associated with tumorigenesis. Expression of this gene is induced by erythropoietin and is thought to affect the progression of breast tumors. Several transcript variants encoding different isoforms have been found for this gene. [provided by RefSeq, Jul 2008]