

## Product datasheet for **RG222257**

### SPTBN2 (NM\_006946) Human Tagged ORF Clone

#### Product data:

Product Type:	Expression Plasmids
Product Name:	SPTBN2 (NM_006946) Human Tagged ORF Clone
Tag:	TurboGFP
Symbol:	SPTBN2
Synonyms:	GTRAP41; SCA5; SCAR14
Mammalian Cell Selection:	Neomycin
Vector:	pCMV6-AC-GFP (PS100010)
E. coli Selection:	Ampicillin (100 ug/mL)
ORF Nucleotide Sequence:	>RG222257 representing NM_006946 Red=Cloning site Blue=ORF Green=Tags(s)

TTTTGTAATACGACTCACTATAGGGCGGCCGGAATTCGTCGACTGGATCCGGTACCGAGGAGATCTGCC  
GCC**CGATCGCC**

ATGAGCAGCAGCTGTCACCCACAGACTTTGACAGCTTGGAAATCCAGGGCCAGTACAGTGACATCAACA  
ACCGCTGGGACCTTCTGACTCGGACTGGGACAATGACAGCAGCTCGGCCCGCTCTTTGAGAGGTCTCG  
CATTAAGGCTCTGGCAGATGAACGAGAAGCTGTGCAGAAGAAAACCTTACCAAGTGGGTAACCTCGCAC  
CTGGCCCGGGTACGTGCCGGTGGGGACCTGTACAGCGACCTCCGGGACGGACGAACCTGCTGAGGC  
TCCTCGAGGTGCTCTCGGGAGAGATACTGCCAAAGCCTACAAAGGGCCGATGCGGATCCACTGCCTGGA  
GAACGTGGACAAGGCACTGCAGTTCCTCAAGGAGCAGAAAGTGCAGTGGAAAACATGGGCTCCCATGAC  
ATTGTGGACGAAACCACCGACTGACCCTTGGGCTGGTCTGGACCATCATCCTTCGATTCAGATCCAAG  
ACATCAGTGTGGAGACAGAAGACAACAAGGAGAAGAAGTCAAGCAAGGATGCCCTGCTTCTGTGGTGCCA  
GATGAAGACTGCAGGTTATCCCAACGTCAATGTACACAATTCACCACCAGCTGGAGAGATGGACTAGCT  
TTCAACGCCATCGTGCATAAACACCGCCAGACCTGCTGGATTTTGAGTCTCTGAAGAAGTGAATGCAC  
ACTATAATCTGCAGAATGCATTCAATCTGGCTGAAAAGGAAGTGGGACTTACCAAGCTGCTGGATCCCGA  
AGACGTGAATGTGGACCAGCCAGATGAGAAGTCAATCATTACCTATGTGGCTACTTACTACCATTACTTC  
TCCAAGATGAAGGCCCTGGCCGTGGAAGCAAGAGAATTGGCAAGGTGCTGGACCATGCCATGGAGGCA  
AGCGCCTGGTGGAGAAAATACGAGTCCCTGGCCTCGGAGCTGCTGCAGTGGATCGAGCAAACGATCGTGAC  
CCTCAATGACCGCAGTTGGCCAACTCCCTTAGCGGGGTCCAGAACCAGCTGCAGTCTTCAACTCTAC  
CGCACCGTGGAGAAGCCGCCAAGTTTACCAGAAAAGGGAAGTGGAAAGTGTGCTTTCACCATCCAGA  
GCAAGCTTCGGGCCAACAAACCAGAAGGTCTACACGCCCGCGAGGGCCGGCTCATCTCGGACATCAACA  
GGCTTGGGAGCGGCTGGAGAAGGCGGAGCAGAGCTGAGCTGGCCCTGCGCACCGAGCTCATCCGCCAG  
GAGAAGCTGGAGCAGCTGGCCGCCGCTTCGACCGCAAGGCTGCCATGCGGGAGACCTGGCTCAGCGAGA  
ACCAGCGCCTCGTGTCCCAGGACAATTTGGGCTGGAGCTGGCAGCTGTGAGGCAGCAGTACGGAAGCA  
CGAAGCCATTGAGACGGACATCGTGGCTACAGCGGCCGGGTGCAGGCAGTGACGCCGTGGCTGCAGAG



[View online »](#)

CTGGCCGCCGAGCGCTACCACGACATCAAGCGCATCGCCGCTCGGCAGCACAACGTGGCAGCGCTCTGGG  
ACTTCTTGCGGCAGATGGTGGCCGCCGGCGGGAGCGGCTCCTCCTCAACCTGGAGCTGCAGAAGGTGT  
CCAGGACCTGCTCTACCTCATGGACTGGATGGAAGAGATGAAGGGCCGGCTGCAGTCTCAGGACCTGGG  
AGGCACCTAGCAGGAGTGGAGGACCTGCTGCAGCTGCACGAGCTGGTGGAGGCAGACATCGCCGTGCAGG  
CCGAGAGGGTGGGGCCGTGAGCCCTGCCCCGCGCTTCTGCAACCCAGGGAAAGAGTATAGACCTTG  
CGACCCGACAGTGGTGTGGAGCGGGTGGCCAAGCTAGAGCAGAGCTATGAGGCACTGTGCGAGTTGGCA  
GGCCCTGGGTGGGGAGCAGCAGCACCTTGGCCCTCAGCCGACACGGGCGAGAGCTGACCCGTGCCCT  
AGGCCTGGGTGGGGAGCAGCAGCACCTTGGCCCTCAGCCGACACGGGCGAGAGCTGACCCGTGCCCT  
CCGCTGCTCAACAAGCACACAGCCCTGCGGGGCGAGATGAGCGGCCGGTGGGGCCCTGAAGCTCACC  
CTGGAGCAGGGCCAGCAGTTGGTGGCCGAGGGTACCCTGGGGCAAGCCAGGCTCTGCCGTGCAGCTG  
AACTCAAAGCCAGTGGGAGCGGCTAGAGGCCCTGGCCGAGGAGCGTGCCAGCGGCTGGCCCAAGCCG  
CAGCCTTACCAGTTCCAGGCCGATGCAAACGACATGGAGGCTGGTGGTTGACGCACTGCGCCTGGT  
TCCAGCCCGAGCTGGGGCAGCAGGTTCTCCACGAGGCTTAGCCAGGCACTCGGGCCCTGGAGG  
AGGAGATTGGAAGCCACCGCCAAACCCTGGACGCTTGGAGGAACAGGCAGCAGCCCTGCCCCCACT  
GAGCCGACGCCCAGGTCAGGCGCGGTGCCACCCTGGAGCGCACTACGAGGAGCTGACGGCCCGG  
GCAGGCGAGCGAGCGCGGCTTGGAGGCAAGCCCTGGCGCTTACACCATGCTCAGCGAGCCGGGGCT  
GTGGACTCTGGTGGAGGAGAAGGAGCAGTGGCTCAACGGGCTGGCCCTGCCTGAACGCCTGGAGGACCT  
GGAGTCTGTCAGCAGAGGTTGAGACCCTGGAGCCTGAAATGAACACCTTGCAGCACAATACCCGCG  
GTGAATGACATTGCCGAGCAGTTACTGAAGGCCAACCCCCAGGCAAAGACCGCATTGTCAACACCCAGG  
AGCAGCTCAACCACAGGTGGCAGCAGTTTCGGCGTCTGGCAGACGGCAAGAAGGCAGCTCTACCTCAGC  
CCTGAGCATCCAGAACTACCTTAGAGTGCACGGAGACCCAGGCTGGATGAGAGAGAAGACCAAAATC  
ATCGAGTCCACCCAGGGCTAGGCAACGATCTGGCTGGGTGCTGGCCCTGCAGCGCAAGTGGCCGGCA  
CGGAGCGGACCTGGAGGCCATCGCCGCCGGTGGGCGAATGACTCGAGAGGCAAAATGCCCTGGCTG  
CGGCCATCCCGCTCAGGCAAGTGGCCATCAACGCCCGGCTGAGAGAGGTGCAGACCGGCTGGGAGGACTC  
AGGGCCACCATGCGGCGTCGAGAAGAGTCTGGGGAGGCGCGCGGCTGCAGGACTTCTTGCAGCT  
TGGATGACTTCCAGGCTGGTGGCCGCACTCAGACTGCTGTGGCTCTGAAGAAGGGCCGCCACCCT  
GCCTGAGGCGAGGCCCCTCCTGGCCCAACATGCAGCCCTGCGGGGAGAGGTGGAGCGGGCCAGAGCGAG  
TATAGCCGGTGCAGCCCTGGGCGAGGAGGTGACCCGGGACCAGGCTGACCCCACTGCTCTTCTAC  
GACAGCGACTGGAGGCCCTGGAACTGGCTGGGAGGAGCTGGGCCAATGTGGGAGACCGGCAAGGTG  
CCTGGCCAGGCCACGGCTTCCAGGGATTCTGCGGGATGCTCGTCAAGCTGAGGGCTGCTCAGCAGC  
CAGGAATATGTTCTGCTCACACGGAGATGCCAGGGACTCCAGGCTGCTGATGCTGCCATTAATAAAC  
TGGAGGACTTCATGAGCACCATGGACGCCAATGGGGAACGGATCCACGGGCTCCTGGAGGCTGGCCGCA  
GCTGGTATCTGAAGGCAACATCCACGCCACAAGATTGGGAAAAGGCAGACTCCATTGAGAGGAGGCAC  
AAGAAGAATCAAGACGCAGCGCAGCAATTTCTGGGCCGTCTTGGGACAACCGGGAGCAGCAGCATTTC  
TGCAAGATTGTCACGAGCTGAAGCTCTGGATCGACGAGAAGATGCTGACAGCCCAGGACGTGTCCTATGA  
CGAGGCCCGCAACCTGCATACTAAGTGGCAGAAGCACCAGGCAATTCATGGCCGAGCTGGCTGCCAACAA  
GACTGGCTGGACAAGGTGGACAAGGAAGGGCGAGAGCTCACCTTGAAGGCCAGAGCTGAAAGCCCTGG  
TGTGGGAGAAGCTGAGAGACCTGCACAGGCGCTGGGACGAGCTGGAGACCACCCCAAGCAAGGCCCG  
CAGCCTTTGATGCCAACCCAGCTGAGCTGTTTGGCCAGAGCTGCTGTGCCCTGGAGAGCTGGCTGGAG  
AGCCTGCAGGCCAGCTGCACTCGGATGACTACGGCAAGGACCTCACCAGCGTCAACATCCTGCTCAAGA  
AGCAGCAGATGCTGGAATGGGAGATGGCTGTGAGAGAGAAGGAGGTGGAGGCAATCCAGGCCAGGCCAA  
AGCACTGGCCAGGAGGACCAGGGTGCAGGGGAGGTGGAGAGAACCTCGAGGGCCGTGGAGGAGAAGTTC  
AGGGCCTTGTGCCAGCCATGCGGGAACGCTGCCGGCGCTGCAGGCTTCTCGGAGCAGCACCAGTTCC  
ACCGCGATGTGGAAGATGAGATTTTGGGTGACAGAGCGGCTGCCATGGCCAGCTCCATGGAGCATGG  
CAAGGACCTGCCAGCGTCCAGTTCTCATGAAGAAAACAGACCCTGCAGAAAGAGATTAGGGCCAT  
GAGCCCCGGATCGCGGACCTGAGGGAGCGCAGCGTCTTAGGTGCAGCAGCAGAGTCCAGAGCTGG  
CTGAGCTGCAGGAAATGTGGAACGCTGGGCCACGAGCTGGAACCTCGAGGGAAGCGACTGGAGGATGC  
CCTGCGAGCCAGCAGTTCTACCGGATGCCGCCGAGGCGGAGGCTGGATGGGGCAGCAGGAATTACAC  
ATGATGGGCCAGGAGAAGGCCAAGGATGAGCTGAGTGCCAGGCAAGGTTGAAGAAGCACCAGGTGCTGG  
AGCAAGCCCTGGCCGACTACGCGCAGACCATCCACCAGCTGGCGGCCAGCAGCCAGGACATGATTGACCA  
CGAGCACCAGAGAGCACTCGGATATCCATCCGCCAAGCCAGGTGGACAAGCTGTATGCCGGCCTGAAG  
GAGCTGGCTGGAGAGCGGGAGCGCTGCAGGAGCACTCCGGCTGTGCCAGCTCCGCCCGAGCTGG

ATGACCTGGAACAGTGGATCCAGGAGCGCGAGGTGGTGGCGGCCTCCCACGAGCTGGGCCAGGACTACGA  
 GCATGTGACTATGCTCCGAGACAAATCCGAGAGTTTCTCCGGGACACAAGCACCATCGGTGAGGAGCGC  
 GTAGATAGCGCCAATGCGCTGGCCAATGGGCTCATTGCTGGGGCCATGCTGCACGGGCCACCGTGGCCG  
 AGTGAAGGACAGTCTCAACGAGGCCTGGGCTGACCTGCTTGAGCTGCTGGACACACGGGGTCAAGTGT  
 GGCCGCGCGTACGAGCTGCAGCGCTTCTGCACGGGGACGCCAAGCCCTGGCGGGTGCAGCACAAG  
 CAGCAGCAGCTTCCGGACGGGACTGGCCGCGACCTCAACGCTGCCGAGGCCCTGCAGCGCCGACACTGTG  
 CCTACGAGCATGACATTCAGGCCCTCAGCCCCAGGTCCAGCAGGTGCAGGACGACGGCCACCGGCTCCA  
 GAAGGCCTACGCTGGAGACAAGGCTGAGGAGATCGGCCGCCACATGCAGGCCGTGGCCGAGGCCTGGGCC  
 CAGCTTACAGGAAGCTCTGCCGCCGCCGGCAGCTGCTGCTGGACACCACAGACAAGTTCGGCTTCTTCA  
 AGGCTGTCCGGAACTGATGCTCTGGATGGATGAGGTCAACCTGCAGATGGATGCCAGGAGCGTCCCCG  
 GGATGTGTCTCCGCGGATCTAGTCATCAAGAACCAGCAAGGCATCAAGGCAGAGATAGAGGCCCGGGCA  
 GACCGTCTCTCTCTGCATCGACATGGGAAGGAGCTGCTGGCCAGGAGCCACTATGCGGCCGAGGAGA  
 TCTCAGAGAAGCTGTCTCAGCTGCAGGCACGGCCAGGAGACAGCTGAGAAGTGCAGGAGAAGATGGA  
 CTGGCTTACGCTGGTTTGGAGGTGCTTGTGTTTGAAGAGATGCAGGGATGGCAGAGCCCTGGCTCTGC  
 AGCCAGGAGCCACTGGTGCAGCGCTGAGCTGGGTTGCACGGTGCACGAAGTTGAGAGCCTCATCAAGC  
 GGCACGAGGCCTTCCAGAAGTCAGCAGTGGCCTGGGAGGAGCGATTCTGTGCGCTGGAGAAGCTTACTGC  
 GCTAGAGGAGCGGGAGAAGGAGCGAAAGAGAAAGAGGGAGGAGGAGCGGGCGAAACAGCCCGCTGCT  
 CCCGAACCCACAGCCAGTGTGCCTCCAGGGGACCTGGTGGGCGGCCAGACAGCTTCTGACACCACCTGGG  
 ACGGAACCCAGCCACGGCCACCACCATCCACACAAGCACCAGTGTAAATGGAGTCTGCACAGATGGAGA  
 GCCCTCACAGCCCCTGCTGGGACAACAGAGACTTGAGCACAGCAGCTTCCCCGAAGGGCCGGGACCTGGC  
 TCAGGGGACGAAGCCAATGGGCCCGGGGAGAGAGGCAGACCCGACTCGGGGCCCGCCCCATCTGCAA  
 TGCCCCAGAGCAGTCTACCGAGTCAGCCATGCTGCCACCCTGCCGCCCTCGAGGCCAGAGCCATCTGC  
 CCAGGAGCAGATGGAGGGGATGCTGTGCCGAAGCAGGAGATGGAGGCCCTCGGGAAGAAGGTGCCAAC  
 AGGTCCTGGCAGAACGTGTACTGTCTGCGGGTGGGAGCCTCGGCTTTTACAAGGATGCCAAGGCAG  
 CCAGCGCGGAGTGCCATACCACGGAGAAGTGCCTGTCAGCCTGGCCAGGGCCCAGGGCAGCGTCCGCTT  
 TGATTACCGAAAGCGCAAACATGTCTTCAAGCTGGGCTTACAGGATGGAAAAGAATATTTATCCAGGCC  
 AAGGATGAGGCAGAGATGAGCTCGTGGCTACGGGTGGTGAATGCAGCCATTGCCACAGCGTCTTCTGCCT  
 CTGGAGAGCCTGAAGAGCCGGTGGTGCCAGCACCACCCGGGCATGACCCGGGCCATGACCATGCCCCC  
 AGTGTACCCGTCGGGGCTGAGGGGCTGTTGTGCTCCGACGAAAGACGGCAGAGAACGAGAGCGAGAA  
 AACGCTTACGCTTCTTTAAGAAGAACAAG

ACGCGTACGCGGCCGCTCGAG - GFP Tag - GTTTAA

Protein Sequence: >RG22257 representing NM\_006946  
 Red=Cloning site Green=Tags(s)

```

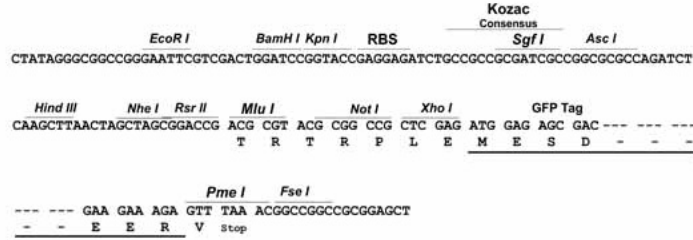
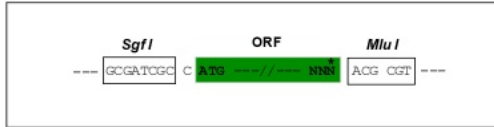
MSSTLSPTDFDSLEIQGQYSDINNWRDLPDSDWDNDSSSARLFERSRIKALADEREAVQKKFTTKWVNSH
LARVTCRVGDLYSDLRDGRNLLRLLLEVL SGEILPKPTKGRMRIHCLENVDKALQFLKEQKVHLENMGSHD
IVDGNHRLTLGLVWTIIILRFQIQDISVETEDNKEKKSAKDALLLWCQMTAGYPNVNVHNF TTSWRDGLA
FNAIVHKHRPDLDFESLKKCNAYNLQNAFNLAEKELGLTKLLDPEDVNVDPDEKSIITYVATYYHYF
SKMKALAVEGKRIGKVLDHAMEAERLVEKYESLASELLQWIEQTI VTLNDRQLANSLSGVQNLQSFNSY
RTVEKPPKFTEKGNLEVLFTIQSKLRANNQKYYTPREGRLISDINKAWERLEKAHERELALRTELIRQ
EKLEQLAARFDRKAAMRETWLSENQRLVSQDNFGLELAAVEAAVRKHEAIEDIVAYSGRVQAVDAVAEE
LAAERYHDIKRIAARQHNVARLWDFLRQMVAARRERLLLNLLELQKVFQDLLYLMDWMEEMKGRLLQSQDLG
RHLAGVEDLLQLHELVEADIAVQAERVRAVSASALRFCNPGKEYRCPDQLVSEVAKLEQSYEALCELA
AARRARLEESRRLWRFLWEVGEAEAWVREQQHLLASADTGRDLTGALRLLNKHTALRGEMSGRLGPLKLT
LEQGGQLVAEGHPGASQASARAAELQAQWERLEALAEERAQRLAQAASLYQFQADANDMEAWLVDALRLV
SSPELGHDEFSTQALARQHRALEEEIRSHRPTLDALREQAAALPPTLSRTPEVQGRVPTLERHYEELQAR
AGERARALEAALALYTMSEAGACGLWVEEKEQWLNGLALPERLEDLEVQVQRFETLEPEMNTLAAQITA
VNDIAEQLLKANPPGKDRIVNTQEQLNHRWQQFRRLADGKKAALTSALS IQNYHLECTETQAWMREKTKV
IESTQGLGNDLAGVLALQRKLAGTERDLEAIAARVGELETREANALAAAGHPAQAVAINARLREVQTGWEDL
RATMRRREESLGEARRLQDFLRSLDDFQAWLGRQTAVASEEGPATLPEAEALLAQHAALRGEVERAQSE
YSRLRALGEEVTRDQADPQCLFLRQRLEALGTGWEELGRMWSRQGRLAQAHGFQGLRDARQAEGVSS
QEYVLSHTEMPGTLQAADAAIKKLEDFMSTMDANGERIHGLLEAGRQLVSEGNIHADKIREKADSIERRH
KKNQDAAQQFLGRRLDNREQQHFLQDCHLKLWIDEKMLTAQDVSYEARNLHTKWQKHQAFMAELAANK
DWLQKVDKEGREL TLEKPEL KALVSEKLRDLHRRWDELETTTQAKARSLFDANRAELFAQSCCALESWLE
SLQAQLHSDDYGKDLTSVNILLKKQMLEWEMAVREKEVEAIQAQAKALAQEDQGAGEVERTSRVVEEF
RALCQPMRERCRLQASREQHFHRDVEDEILWVTERLPMASSMEHGKDLPSVQLLMKKNQTLQKEIQGH
EPRIADLRERQRALGAAAAGPELAELQEMWKRLGHELELRGKRELDALRAQQFYRDAAEAEAWMGEQELH
MMGQEKAKDELSAQAEVKKHQVLEQALADYAQTIHQLAASSQDMIDHEHPESTRISIRQAQVDKLYAGLK
ELAGERRERLQEHRLCQLRRELDLEQWIQEREVVAASHELGDQYEHVTMLRDKFREFSRDSTIGQER
VDSANALANGLIAGGHAARATVAEWKDSLNEAWADLLELLDTRGQVLAAYELQRFLHGARQALARVQHK
QQQLPDGTGRDLNAAEALQRRHCAYEHDIQALSPQVQVQDDGHRLQKAYAGDKAEIIGRHMQAVAEAWA
QLQGSSAARRQLLLD TTKFRFFKAVRELMLWMDEVNLQMDAQERPRDVSSADLV IKNQGGIKAEI EARA
DRFSSCIDMGKELLARSHYAAEEISEKLSQLQARRQETAEKWQEKMDWLQLVLELVFGRDAGMAEAWLC
SQEPLVRSaelGCTVDEVESLIKREAFQKSAVAWEERFCALEKLTALEEREKERKRKREEEERRKPPA
PEPTASVPPGDLVGGQTASDTTWDTQPRPPPSTQAPSVNGVCTDGEPSPQLLGGQRLEHSSFPEGPGPG
SGDEANGPRGERQTRTRGPAPSAMPQSRSTESAHAATLPPRGPEPSAQEQMEGMLCRKQEMEAFGKKAAN
RSWQNVYCVLRRGSLGFYKDAKAAASAGVPYHGEVPSLARAQGSVAFDYRKRKHVFKLGLQDGKEYL FQA
KDEAEMSSWLRVNAIATASSASGEPEEPVVPSTTRGMTRAMTPPVSPVGAEGPVVLRSKDGRERERE
KRFSFFKKNK
  
```

TRTRPLE - GFP Tag - V

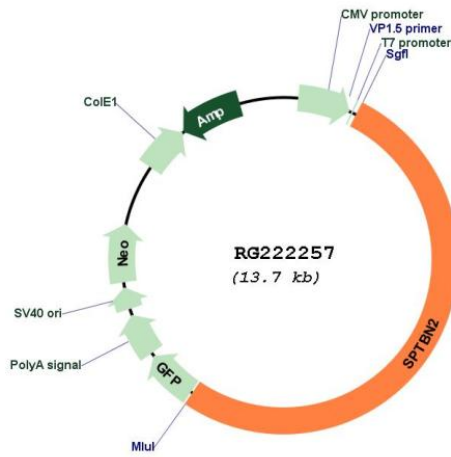
Restriction Sites: Sgfl-MluI

Cloning Scheme:

Cloning sites used for ORF Shutting:



Plasmid Map:



ACCN:

NM\_006946

<b>ORF Size:</b>	7170 bp
<b>OTI Disclaimer:</b>	The molecular sequence of this clone aligns with the gene accession number as a point of reference only. However, individual transcript sequences of the same gene can differ through naturally occurring variations (e.g. polymorphisms), each with its own valid existence. This clone is substantially in agreement with the reference, but a complete review of all prevailing variants is recommended prior to use. <a href="#">More info</a>
<b>OTI Annotation:</b>	This clone was engineered to express the complete ORF with an expression tag. Expression varies depending on the nature of the gene.
<b>Components:</b>	The ORF clone is ion-exchange column purified and shipped in a 2D barcoded Matrix tube containing 10ug of transfection-ready, dried plasmid DNA (reconstitute with 100 ul of water).
<b>Reconstitution Method:</b>	<ol style="list-style-type: none"><li>1. Centrifuge at 5,000xg for 5min.</li><li>2. Carefully open the tube and add 100ul of sterile water to dissolve the DNA.</li><li>3. Close the tube and incubate for 10 minutes at room temperature.</li><li>4. Briefly vortex the tube and then do a quick spin (less than 5000xg) to concentrate the liquid at the bottom.</li><li>5. Store the suspended plasmid at -20°C. The DNA is stable for at least one year from date of shipping when stored at -20°C.</li></ol>
<b>RefSeq:</b>	<a href="#">NM_006946.3</a>
<b>RefSeq Size:</b>	7864 bp
<b>RefSeq ORF:</b>	7173 bp
<b>Locus ID:</b>	6712
<b>UniProt ID:</b>	<a href="#">O15020</a>
<b>Cytogenetics:</b>	11q13.2
<b>Gene Summary:</b>	Spectrins are principle components of a cell's membrane-cytoskeleton and are composed of two alpha and two beta spectrin subunits. The protein encoded by this gene (SPTBN2), is called spectrin beta non-erythrocytic 2 or beta-III spectrin. It is related to, but distinct from, the beta-II spectrin gene which is also known as spectrin beta non-erythrocytic 1 (SPTBN1). SPTBN2 regulates the glutamate signaling pathway by stabilizing the glutamate transporter EAAT4 at the surface of the plasma membrane. Mutations in this gene cause a form of spinocerebellar ataxia, SCA5, that is characterized by neurodegeneration, progressive locomotor incoordination, dysarthria, and uncoordinated eye movements. [provided by RefSeq, Dec 2009]