

## Product datasheet for **RG221317**

### AKAP13 (NM\_006738) Human Tagged ORF Clone

#### Product data:

Product Type:	Expression Plasmids
Product Name:	AKAP13 (NM_006738) Human Tagged ORF Clone
Tag:	TurboGFP
Symbol:	AKAP13
Synonyms:	AKAP-13; AKAP-Lbc; ARHGEF13; BRX; c-lbc; HA-3; Ht31; LBC; p47; PRKA13; PROTO-LB; PROTO-LBC
Mammalian Cell Selection:	Neomycin
Vector:	pCMV6-AC-GFP (PS100010)
E. coli Selection:	Ampicillin (100 ug/mL)
ORF Nucleotide Sequence:	>RG221317 representing NM_006738 Red=Cloning site Blue=ORF Green=Tags(s)

TTTTGTAATACGACTCACTATAGGGCGGCCGGAATTCGTCGACTGGATCCGGTACCGAGGAGATCTGCC  
GCC**GCGATCGCC**

ATGAAACTTAATCCACAGCAAGCTCCCTTATATGGTGATTGTGTTGTACAGTGCTGCTGCTGAAGAGG  
ACAAAGCTGAAGATGATGTAGTGTACTTGGTATTTTTGGGTTCCACCCTCCGTCCTGACTGTACAAGTAC  
TCGGAAGGTCAGTTCTGATACATTGGAGACCATTGCTCCTGGTCATGATTGTTGTGAAACAGTGAAGGTG  
CAGCTCTGTGCTCCAAAGAGGGCCTCCCGTGTGGTGGCTGAAGAAGACTTTCATTTGCTCCAGG  
ATGAAGCGTATGATGCAGCTCAATTCCTAGCAACCAGTGTGAAATCAGCAGGCTTGAACCTTACCCG  
TTTTCTTGACCAGTCAGGACCCCATCTGGGGATGTGAATCCCTTGATAAGAAGTTGGTCTGGCATT  
AGGCACCTGAAGCTGCCACGGAGTGAATGTATTGGGACAGATCAGAGTTTGCATGATCTGGCCCGC  
GAGAGACATTGATGCATTTTGTGTGCGGCTGGGACTGCTGAGGTTGACGTGGTTCTGTGCAGAAGCC  
AGGTGGCCCGGAGCTCTCAGTATCCACAACCAGGAAGGGGCGACGCCTGTGAGCTTGGCCTTGGAGCGA  
GGCTATCACAAGCTGCACCAGCTTCTAACCAGGAGAATGCTGGAGAACCAGACTCCTGGAGCAGTTTAT  
CCTATGAAATACCGTATGGAGACTGTTCTGTGAGGCATCATCGAGAGTTGGACATCTATACATTAACCTC  
TGAGTCTGATTACATCATGAACACCCATTTCTGGAGACGGTTGCACTGGACCAATTTTAAACTTATG  
AACATCCAACAGCAACTAATGAAAACAAACCTCAAGCAGATGGACAGTCTTATGCCCTTAAATGATGACAG  
CACAGGATCCTTCCAGTGCCCCAGAGACAGATGGCCAGTTTCTCCCTGTGCACCGGAGCCACGGACCC  
TCAGCGACTTTCTTCTGAAGAGACTGAGACACTCAGTGTGCCAGGGACCCCTGTTGCACAGACT  
GAAAGTCCCTGTGATTTGTCAAGCATAGTTGAGGAGGAGAATACAGACCGTTCTGTAGGAAGAAAATA  
AAGGCGTGGAAAGAAAAGGGGAAGAGGTGGAGCCAGCACCTATTGTGACTCTGGAAGTGTATCTGATCA  
AGACAGCTGCCTTCAAGCCTTGCCTGATTGTGGAGTAAAGGGCACGGAAGGCCTTTCGCTCTGTGGAAC  
AGAAATGAAGAACTGGAACAAATCTTCTGGAATGCCACAGACCAGGAGTCCCTGAGCAGTGGAGATG  
CTGTGCTTCAAGAGACTTGGTCATGGAGCCAGGCACAGCCAGTATTCTCTGGAGGTGAACTGGGAGG



CATTTCACAACAAATGT CAGTACCCAGACACTGCAGGGGAAATGGAACATGGGCTCATGAACCCAGAT  
 GCCACTGTTTGAAGAATGTGCTTCAGGGAGGGGAAAGTACAAAGGAAAGATTTGAGAACTCTAATATTG  
 GCACAGCTGGAGCCTCTGACGTGCACGTACAAGTAAGCCTGTGGATAAAATCAGTGTTCAAAACGTGC  
 CCCTGCTGCCAGTTCCCTGGATGGTAACAAACCTGCTGAGTCTTCACTTGCATTTAGTAATGAAGAAACC  
 TCCACTGAAAAACAGCAGAAACGGAACTTCACGAAGTCGTGAGGAGAGTGTGATGCTCCAGTAGATC  
 AGAATTCTGTGGTGATTCAGCTGCTGCAAAAGACAAGATTTAGATGGATTAGAACCTTATACTCTCTT  
 AGCAGCAGGCATAGGTGAGGCAATGTCACCCCTCAGATTTAGCCCTTCTTGGGCTGGAAGAAGATGTAATG  
 CCACACCAGAACTCAGAAACAAATTCATCTCATGCTCAAAGCCAAAAGGGCAAATCCTCACCCATTTGTT  
 CTACAACCTGGAGACGATAAACTTTGTGCAGACTCTGCATGTCAACAGAACACAGTGACTTCTAGTGGCGA  
 TTTGGTTGCAAACTGTGTGATAACATAGTTAGCGAGTCCGAAAGCACCACAGCAAGGCAACCCAGCTCA  
 CAAGATCCACCCGATGCCTCCCCTGTGAAGACCCACAGGCTCATACAGTCACCTCTGACCTGTAAAGG  
 ATACCCAGGAACGTGCGGATTTTGTCTTTCAAAGTGGTGGATAACAAAGGCCAACGAAAAGATGTGAA  
 ACTAGATAAACCTTTAACAAATATGCTTGAGGTGGTTTACATCCACATCCAGTTGTCCCTAAAATGGAG  
 AAAGAAGTGGTGCAGACCAGGCAGTAATATCAGACAGTACTTTCTCTGGCAAACAGTCCAGGCAGTG  
 AATCAGTAACCAAGGATGACGCATTTCTTTTGTCCCCTCCAGAAAGAAAAGGGAAACAGCAACTCTGA  
 ACTACATACAGCTACAGATTATAGAGATGGCCAGATGGAATTCGAATGAGCCTGATACCGGGCCACTA  
 GAAGACAGGGCAGTAGGCCTGTCCACATCCTCCACTGCTGCAGAGCTTACGACAGGGATGGGGAATACCA  
 GTCTCACAGGACTTGGTGGAGAGCATGAGGGTCCC GCCCTCCAGCAATCCCAGAAGCTCTGAATATCAA  
 GGGGAACACTGACTCTTCCCTGCAAAGTGTGGTAAGGCCACTTTGGCTTAGATTAGTTTACTGACTGAA  
 GAAGGAAAACCTTCTGGTGGTTTTCAGAAAGCTCTGCAGCTCAGGAACAAGATAAGGATAAAGCGGTGACCT  
 GTTCTCTATTAAGGAAAATGCTCTCTCTTCAGGAACTTTGCAGGAAGAGCAGAGAACACCACCTCTGG  
 ACAAGATACTCAACAATTTTCATGAAAAATCAATCTCAGCTGACTGTGCCAAGGACAAAGCACTTCAGCTA  
 AGTAATTCACCGGGTGCATCCTCTGCCTTCTTAAAGGCAGAACTGAACATAACAAGGAACTGGCCCCC  
 AAGTCTCACTGCTGACTCAAGGTGGGGTGCCTCAGAGCCTGGTGCACCCAGGAGCAAGTCTGGCCACAGA  
 GTCAAGGCAGGAAGCCTTGGGGGCAGAGCAACAGCTCCGCTCTGTTGCCATGTCTGTTGCCAGATGGG  
 TCTGATGGGTCCGATGCTCTTAACTGCAGTCAGCCTTCTCTCTGGATGTTGGAGTGAAGAACACTCAAT  
 CCCAGGGAAAACTAGTGCCTGTGAGGTGAGTGGAGATGTGACGGTGGATGTTACAGGGGTTAATGCTCT  
 ACAAGGTATGGCTGAGCCAGAAGAGAGAATATATCACACAACACCCAAGACATCCTGATTCAAACGTC  
 TTGTTGAGCCAAGAGAAGAAATGCCGTTCTAGGTTTGCAGTGGCTCTACAGGACAAAGCTGTGACTGACC  
 CACAGGGAGTTGGAACCCAGAGATGATACCTCTTGATTGGGAGAAAGGGAAGCTGGAGGGAGCAGACCA  
 CAGCTGTACCATGGGTGACGCTGAGGAAGCCAAATAGACGATGAAGCACATCCTGTCCTACTGCAGCCT  
 GTTGCCAAGGAGCTCCCCACAGACATGGAGCTCTCAGCCATGATGATGGGGCCCAAGCTGGTGTGAGGG  
 AAGTCATGCGAGCCCCGCTTACGGCAGGGAAAGGAGCACTCCCTCTCTACCTTGATGGTCTCTGCCCA  
 GGACGCACCTCTGCCTAAGGGGGCAGACTTGATAGAGGAGGCTGCCAGCCGTATAGTGGATGCTGTCATC  
 GAACAAGTCAAGGCCGCTGGAGCACTGCTTACTGAGGGGGAGGCCTGTCACATGTCACTGTCCAGCCCTG  
 AGTTGGTCTCTCACTAAAGGACTAGAGAGTGCCTTTACAGAAAAAGTGAAGTACTTTCCACCTGGGGA  
 GAGCCTACCAATGGGCAGTACTCCTGAGGAAGCCACGGGGAGCCTTGCAAGATGTTTTGCTGGAAGGGAG  
 GAGCCAGAGAAGATCATTTTACCTGTCCAGGGCCTGAGCCAGCAGCAGAAATGCCAGACGTGAAAGCTG  
 AAGATGAAGTGGATTTTAGAGCAAGTTCAATTTCTGAAGAAGTGGCTGTAGGGAGCATAGTGTACACT  
 GAAGATGAAGCAAGGCCCAATGACCCAGGCGATAAACCAGAAAACTGGTGTACAATAGAGCCATGCCCT  
 GATGCAGCATCTCTTCTGGCTTCCAAGCAGAGCCAGAATGTGAGAACTTCTGGATGTTGGACTGGGCA  
 GAGAGTGTACCTCAAAACAAGGTGACTTAAAAGAGAATCTGGGAGTGAATCTGACCTCTTTCACTCACC  
 CAGTGTGACATGGACAGCATCATCTTCCCAAAGCCAGAGGAAGAGCATTGGCCTGTGATATCACCGGA  
 TCCAGTTCATCCACCGATGACACGGCTTCACTGGACCGACATTCTTCTCATGGCAGTGTGTCTCTCT  
 CCCAGATTTTAAAGCCAAACAGGTCAAGAGATCGGCAAAGCCTTGATGGATTCTACAGCCATGGGATGG  
 AGCTGAGGGTGCAGAAAGTGAAGTGAAGTGTGACCCAGGCGAGTGGAGGAGGAGATGGACAGT  
 ATCACTGAAGTGCCTGCAAACTGCTCTGTCTAAGGAGCTCCATGCGCTCTTTTCTCCCTCCGGAGGC  
 ACAGCTGGGGCCTGGGAAAAATGCAGCCAGCGATGCAGAAATGAACCACCGAGTATGAGCTGGTGCC  
 CTCTGGTGTGCAGTACTCTGCTGGCCTGAGTGTGACTTTAATTACAGAAGTTTCACTAGAAAGCCTTG  
 ACAGGAGGAGCTGGTGTGCGAAACAAGCCATCCTCATCTCTAGAAGTAAGCTCTGCAAAATGCCGAAGAGC  
 TCAGACACCCATTCAGTGGTGGAGAACGGTTGACTCTTTGGTGTCACTTTCAGAAGAGGATCTGGAGTC  
 AGACCAGAGAGAACATAGGATGTTTGTATCAGCAGATATGTCACAGATCTAAGCAGCAGGGATTAATTAC

TGTACATCAGCCATTTCTCCTCCATTGACAAAATCCATCTCATTAAATGACAATCAGCCATCCTGGATTGG  
ACAATTCACGGCCCTTCCACAGTACCTTCCACAATACCAAGTGTAAATCTGACTGAGAGTATAACAGAAGA  
GAACTATAATTTCTGCCACATAGCCCCCTCAAGAAAGATTCTGAATGGAAGAGTGGAAACAAAAGTCAGT  
CGTACATTCAGCTACATCAAGAATAAAATGTCTAGCAGCAAGAAGAGCAAAGAAAAGGAAAAAGAAAAAG  
ATAAGATTAAGGAGAAGGAGAAAGATTCTAAGACAAGGAGAAAGATAAGAAGACTGTCAACGGGCACAC  
TTTCAGTTCATTCTCTGTTGTGGGTCCCACAGCTGTAGCCAGTGTATGAAGCCCTTACCACAAAGAAT  
GCCTATACTTGTGCAAAATTCAGTGTCTTTGTCCACAAAGGCTGCCGAGAAAGTCTAGCCCTCTGTGCAA  
AGGTCAAAAATGAAGCAGCCCAAAGGGAGCCTTCAGGCACATGACACATCATCACTGCCACGGTCATTAT  
GAGAAAACAGCCCTCACAGCCAAAGGAGCGTCTCGGTCCGACAGTCTCTGTTGGTGAACACCGTACC  
ACCCCAATATTTGCCAATAGACGATCCCAGCAGAGTGTCTCGCTCTCCAAAAGTGTCTCCATACAGAACA  
TTACTGGAGTTGGCAATGATGAGAACATGTCAAACACCTGGAAATTCCTGTCTATTCAACAGACTCACT  
AAATAAAATCAGCAAGGTCAATGAGTCAACAGAATCACTTACTGATGAGGGAGTAGGTACAGACATGAAT  
GAAGGACAACACTACTGGGAGACTTTGAGATTGAGTCCAAACAGCTGGAAGCAGAGTCTGGAGTGGATAA  
TAGACAGCAAGTTTCTAAAACAGCAAAAAGAAAGATGTGGTCAAACGGCAAGAAGTAAATATGAGTTGAT  
GCAGACAGAGTTTCATCATGTCCGCACTCTCAAGATCATGAGTGGTGTGTACAGCCAGGGGATGATGGCG  
GATCTGCTTTTTGAGCAGCAGATGGTAGAAAAGCTGTTCCCTGTTTGGATGAGCTGATCAGTATCCATA  
GCCAATCTTCCAGAGGATTCTGGAGCGGAAGAAGGAGTCTCTGGTGGATAAAAGTGAAAAGAACTTTCT  
CATCAAGAGGATAGGGGATGTGCTTGTAAATCAGTTTTCAGGTGAGAATGCAGAACGTTTAAAGAAGACA  
TATGGCAAGTTTTGTGGGCAACATAACCAAGTCTGTAAACTACTTCAAAGACCTTTATGCCAAGGATAAGC  
GTTTTCAAGCCTTTGTAAGAAGAAGATGAGCAGTTTCAAGTTGTTAGAAGGCTTGAATCCAGAGTGCAT  
ATTGCTTGAACCTCAGCGGATTACCAAGTACCCAGTTTTATTCCAAGAATATTGCAGTGTACCAAAGAC  
AATGAAGTGGAGCAGGAAGATCTAGCACAGTCTTGGAGCTGGTGAAGGATGTGATTGGAGCTGTAGACA  
GCAAAAGTGGCAAGTTATGAAAAGAAAGTCCGTCTCAATGAGATTTATCAAAAGACAGATGCAAGTCAAT  
CATGAGGATGAAGAGTGGTTCAGATGTTTTGCCAAGGAAGATTTGAAACGGAAGAAGCTTGTACGTGATGGG  
AGTGTGTTTTCTGAAGAATGCAGCAGGAAGTGTGAAGAGGTTCAAGCAGTCTTCTCACTGACATTTTAG  
TTTTCTTCAAGAAAAGACCAGAAGTACATCTTTCATCATTGGACCAGAAGTCAACAGTATCTCTTT  
AAAGAAGCTGATTGTGAGAGAAGTGGCAGATGAGGAGAAAGGTTTATTCTGATCAGCATGGGGATGACA  
GATCCAGAGATGGTAGAAGTCCATGCCAGCTCCAAAGAGGAACGAAACAGCTGGATTGAGTATTCAGG  
ACACAATCAACACCTGAACAGAGATGAAGATGAAGGAATTCCTAGTGAATGAGGAAGAAAAGAAAAT  
GTTGGACACCAGAGCCCGAGAATTAAGAACAACCTTACCAGAAGGACCAAAAATCCTACTCTTGTG  
GAAGAGAAGGAGATGATTTCCGGGACATGGCTGAGTGCAGCACCCCTCTCCAGAGGATTGCTCCCAA  
CACATAGCCCTAGAGTCTCTCCGCTCCAACACAGAAGAGGCTCTCAAAGGAGGACCTTAAATGAAAAG  
TGCAATAAATGAGGTGGAGATCCTTCAGGGTTGGTGAAGTGGAAATCTGGGAGGCACACTGGGCGGACT  
GTCAGCAGCCCCATTGAGCAAGATGTGGTCCGTCCTCCCTGCCCGGAGAGCAGAGACCTTTGGAG  
GATTTGACAGCCATCAGATGAATGCTTCAAAGGAGGCGAGAAGGAAGAGGGAGATGATGGCCAAGATCT  
TAGGAGAACGGAATCAGATAGTGGCTAAAAAGGGTGGAAATGCTAACCTGGTATTTATGCTTAAAGA  
AACAGTGAAGCAGGTTGTCCAGAGCGTGTTCATCTCTACGAGCTCCTCAGCGCTGCAGGGTGTGGTGC  
TGCAGCAGGACAGCTACATTGAGGACCAGAACTGGTGTGAGCGAGAGGGCGCTCACTCGCAGCTTGTG  
CCGCCGAGCTCCCTCATTGAGCAGGAGAAGCAGCGCAGCTGGAGAAGCAGCGCCAGACCTGGCCAAC  
CTGCAGAAGCAGCAGGCCAGTACCTCGAGGAGAAGCGCAGGCGGAGCGTGAAGTGGGAAGCTCGTGAGA  
GGGAGCTGCGGGAGCGGAGGCCCTCTGGCCAGCGGAGGAGGAGGTGCAGCAGGGGCAGCAGGACCT  
GGAAAAGGAGCGGGAGGAGCTCCAGCAGAAGAAGGGCACATACCAGTATGACCTGGAGCGACTGCGTGT  
GCCCAGAAACAGCTTGTAGAGGGAACAGGAGCAGCTGCGCCGGGAGGAGCAGCGGCTCAGCCAGCGGAGA  
CAGAACGGGACCTGTGTCAGGTTTCCATCCACATACCAAGCTGATGAGGATCCCATCGTCTTCCCCAG  
TCCTGAGGAGCCCCCTCGCCATCTGCACCTTCCATAGCCAAATCAGGGTATTGGACTCAGAACTTTCA  
GTGTCCCCAAAAGGAACAGCATCTCTCGACACAAAAGATAAGGGCCTTTTACATACTGAGTTCAA  
CCAGCCAGACAAAAGGACCAGAAGGGCAGAGCCAGGCCCTGCGTCCACCTGCGCTTACCCGCT  
GTTTGGGTTAACAAAGCCAAAGGAAAAGAGGAGAAAAAAAAGAAAGAAACAAACAGCCGCTCTAGCCC  
GGTGTGTTCCCGCTCAGAAGTATCAGCAGAGGGTGAAGAGATCTTCTGC

ACGCGTACGCGGCGCTCGAG - GFP Tag - GTTTAA

**Protein Sequence:** >RG221317 representing NM\_006738  
 Red=Cloning site Green=Tags(s)

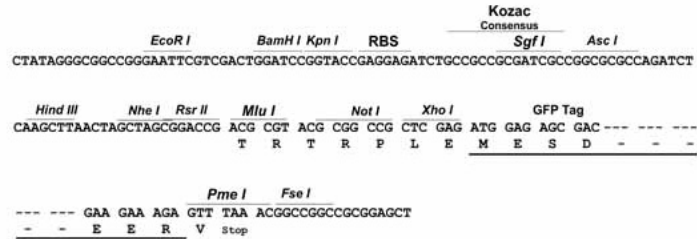
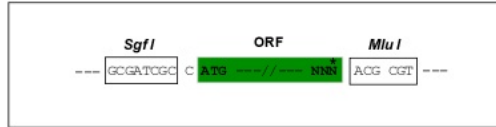
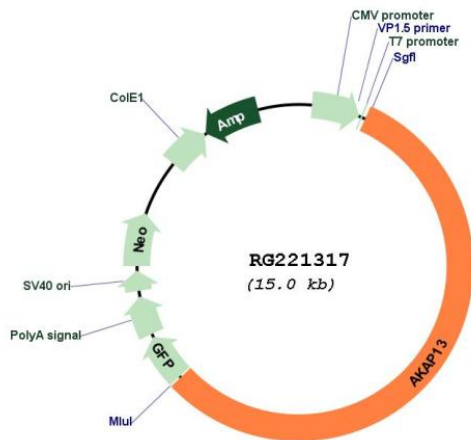
MKLNPPQAPLYGDCVVTVLLAEEDKAEDDVVFLVFLGSLRHCTSTRKVSSDTLETIAPGHDCCETVKV  
 QLCASKEGLPVFVVAEEDFHFVQDEAYDAAQFLATSAGNQALNFRFLDQSGPPSGDVNSLDKKLVLA  
 RHLKLPTEWNLGTDQSLHDAGPRETLMHFVRLGLLRLTWFLQKPGGRGALSIHNQEGATPVSLALER  
 GYHKLHQLLTEENAGEPDSWSSLSYEIPYGDCSVRHHRELDIYTLTSESDSHHEHPFGDGCTGPIFKLM  
 NIQQQLMKTNLKQMDSLMPLMMAQDPSSAPETDQFLPCAPEPTDPQRLSSSEESTQCCPGSPVAQT  
 ESPCDLSSIVEEENTDRSCRKKNKGVKGEVEVPAPIVDSGTVSDQDSCQLSLPDCGVKGTGLSSCGN  
 RNEETGKSSGMPDQESLSSGDAVLQRDLVMEPGAQYSSGGELGGISTTNVSTPDTAGEMEHGLMNP  
 ATVWKNVLQGGESTKERFENSNIAGASDVHVTSKPVDKISVPCAPAAASLDGNKPAESSLAFSNEET  
 STEKTAETETSRSEESADAPVDQNSVVIPAAAKDKISDGLPEYTLAAGIGEAMSPSDLALLGLEEDVM  
 PHQNSETNSSHAQSQKGSPPICSTTGDDKLCADSACQNTVTSSGDLVAKLCDNIVSESESTTARQPS  
 QDPPDASHCEDPQAHTVSDPVRDTPQERADFCPFKVVNDKQQRKDVKLDKPLTNMLEVVSHPHPVVKME  
 KELVPDQAVISDSTFLANSPPGSESVTKDDALSFVPSQKEKGTATPELHTATDYRDGPDGNSNEPDRPL  
 EDRAVGLSTSSTAELQHGNGTSLTGLGGEHEGPAPPAIPEALNIKNGTSSQLSVGKATLALDSVLT  
 EGKLLVYSESSAAQEQDKKAVTCSSIKENALSSGTLQEEQRTPPPQDQTFHEKSI SADCAKDKALQL  
 SNSPGASSAFLKAETEHNKEVAPQVSLTQGGAAQSLVPPGASLATESRQEALGAHNSSALLPCLLPDG  
 SDGSDALNCSQPSPLDVGVKNTQSQGKTSACEVSGDVTVDVTGVNALQGMAPRRRENISHNTQDILIPNV  
 LLSQEKNAVGLPVALQDKAVTDPQGVGTPEMIPLDWEKGLLEGADHSCTMGDAEEAQIDDEAHPVLLQP  
 VAKELPTDMELSAHDGAPAGVREVMRAPPSGRERSTPSLPCMVAQDAPLPGADLIEEAASRIVDAVI  
 EQVKAAGALLTEGEACHMSLSSPELGPLTKGLESAFTEKYSTFPPGESLPMGSTPEEATGSLAGCFAGRE  
 EPEKIIILPVQGPPEAAEMPDVKAEDVDFRASSISEEVAVGSAIATLKMKGPMQAINRENWCTIEPCP  
 DAASLLASKQSPECENFLDVGLGRECTSKQGVKRESGSDSLFHSPDDMSIIFPKPEEEHLACDITG  
 SSSSTDDTASLDRHSSHGSDVLSQILKPNRSRDRQSLDGFYSHGMGAEGRESESEPADPGDVEEEMDS  
 ITEVPANCSVLRSSMRSLSPFRRHWSWPGKNAASDAEMNHRMSWCPSGVQYSAGLSADFNYSFSL  
 TGGAGVGNKPPSSLEVVSSANAELRHPFSGEERVDLSVLSSEEDLESDQREHRMFDQIQICHRSKQGFNY  
 CTSAISSPLTKSISLMTISHPGLDNSRPFHSTFHNTSANLTESITEENYNFLPHSPSKDSEWKS  
 RTFSYIKNMSSKKSKEKEKEKDKIKEKEKDSKDKKKTVNGHTFSSIPVVGPISCSQCMKPF  
 TNKDAYTCANCSAFVHKGCRESLASCACVMMKQPKGSLQAHDTSLSLPTVIMRNKPSQPKERPRSAVLLV  
 DETATPIFANRRSQSVSLSKSVSIQNIITGVGNENMSNTWKFLSHSTDSLNIKSKVNESTESL  
 TDEGVGTDMMEGQLLGDFFEIESKQLEAESWSRIIDSKFLKQKQDVVKRQEVYELMQTEFHVVRTLK  
 IMSGVYSQGMMDLLFEQQMVEKLFPCLELISIHQFFQRILERKKEKSLVDKSEKNFLIKRIGDVL  
 VNQFSGENAERLKKTYGKFCGQHNQSVNYFKDLYAKDKRFQAFVKKMSSSVVRLGIP  
 ECILLVTQRITKYPVLFQRILQCTKDNEVEQEDLAQSLSLVKDVI  
 GAVDSKVASYEKKVRLNEIYTKTDSKSIMRMKSGQMF  
 AKEDLKRKLVLDG SVFLKNAAGRLKEVQAVLLTDILVFLQEKDQYIFASLDQKSTV  
 ISLKKLIVREVAHEEKGLFLISMGMTDPEMVEVHASSKEERN  
 SWIQIIQDTINTLNREDEGIPSENEEEKMLDTRARELKEQLHQKQK  
 ILLLLEEKEMIFRDMACSTPLPEDCSPTHSPRVLFRSNT  
 EALKGGPLMKSAINVEILQGLVSGNLGGTLGPTVSSPIEQD  
 VVGPVSLPRAETFGGFDSHQMNASKGGEKEEGDDGQDLR  
 RTESDSGLKGGNANLVFMLKRNSEQVVQSVVHL  
 YELLSALQGVVLQQDSYIEDQKLVLSERALTRSLSRP  
 SSLIEQEKQRSLEKQRQDLANLQKQQAQYLEEKRRR  
 REWEARELEREREALLAQREEVQGGQDLEKEREELQK  
 KGTYQYDLERLRAAQKQLEREQEQLRREAERL  
 SQRQTERDLCQVSHPHTKLMRIPSFSPPEEPPSPSAPS  
 IAKSGSLDSELSVSPKRNSISRTHKDKGPFHILS  
 SSTQTNKGPEGQSAPASTSASTRLFGLTKPK  
 KEKKEKKKNTSRSQPDGDPASEVSAEGEEIFC

TRTRPLE - GFP Tag - V

**Restriction Sites:** SgfI-MluI

**Cloning Scheme:**

Cloning sites used for ORF Shutting:


**Plasmid Map:**


ACCN: NM\_006738

ORF Size: 8451 bp

<b>OTI Disclaimer:</b>	The molecular sequence of this clone aligns with the gene accession number as a point of reference only. However, individual transcript sequences of the same gene can differ through naturally occurring variations (e.g. polymorphisms), each with its own valid existence. This clone is substantially in agreement with the reference, but a complete review of all prevailing variants is recommended prior to use. <a href="#">More info</a>
<b>OTI Annotation:</b>	This clone was engineered to express the complete ORF with an expression tag. Expression varies depending on the nature of the gene.
<b>Components:</b>	The ORF clone is ion-exchange column purified and shipped in a 2D barcoded Matrix tube containing 10ug of transfection-ready, dried plasmid DNA (reconstitute with 100 ul of water).
<b>Reconstitution Method:</b>	<ol style="list-style-type: none"><li>1. Centrifuge at 5,000xg for 5min.</li><li>2. Carefully open the tube and add 100ul of sterile water to dissolve the DNA.</li><li>3. Close the tube and incubate for 10 minutes at room temperature.</li><li>4. Briefly vortex the tube and then do a quick spin (less than 5000xg) to concentrate the liquid at the bottom.</li><li>5. Store the suspended plasmid at -20°C. The DNA is stable for at least one year from date of shipping when stored at -20°C.</li></ol>
<b>RefSeq:</b>	<a href="#">NM_006738.6</a>
<b>RefSeq Size:</b>	13302 bp
<b>RefSeq ORF:</b>	8454 bp
<b>Locus ID:</b>	11214
<b>UniProt ID:</b>	<a href="#">Q12802</a>
<b>Cytogenetics:</b>	15q25.3
<b>Domains:</b>	RhoGEF, PH, DAG_PE-bind
<b>Protein Families:</b>	Druggable Genome
<b>Gene Summary:</b>	The A-kinase anchor proteins (AKAPs) are a group of structurally diverse proteins which have the common function of binding to the regulatory subunit of protein kinase A (PKA) and confining the holoenzyme to discrete locations within the cell. This gene encodes a member of the AKAP family. Alternative splicing of this gene results in multiple transcript variants encoding different isoforms containing c-terminal dbl oncogene homology (DH) and pleckstrin homology (PH) domains. The DH domain is associated with guanine nucleotide exchange activation for the Rho/Rac family of small GTP binding proteins, resulting in the conversion of the inactive GTPase to the active form capable of transducing signals. The PH domain has multiple functions. Therefore, these isoforms function as scaffolding proteins to coordinate a Rho signaling pathway, function as protein kinase A-anchoring proteins and, in addition, enhance ligand-dependent activity of estrogen receptors alpha and beta. [provided by RefSeq, Jul 2012]