OriGene Technologies, Inc.
9620 Medical Center Drive, Ste 200
Rockville, MD 20850, US
Phone: +1-888-267-4436
https://www.origene.com
techsupport@origene.com
EU: info-de@origene.com
CN: techsupport@origene.cn

Product datasheet for RG221216

LAMP2 (NM_002294) Human Tagged ORF Clone

Product data:

Product Type:	Expression Plasmids
Product Name:	LAMP2 (NM_002294) Human Tagged ORF Clone
Tag:	TurboGFP
Symbol:	LAMP2
Synonyms:	CD107b; DND; LAMP-2; LAMPB; LGP-96; LGP110
Mammalian Cell Selection:	Neomycin
Vector:	pCMV6-AC-GFP (PS100010)
E. coli Selection:	Ampicillin (100 ug/mL)

ORF Nucleotide Sequence:

```
>RG221216 representing NM_002294
Red=Cloning site Blue=ORF Green=Tags(s)

TTTTGTAATACGACTCACTATAGGGCGGCCGGGAATTCGTCGACTGGATCCGGTACCGAGGAGATCTGCC
GCCGCGATCGCC

ATGGTGTGCTTCCGCCTCTTCCCGGTTCCGGGCTCAGGGCTCGTTCTGGTCTGCCTAGTCCTGGGAGCTG
TGCGGTCTTATGCATTGGAACTTAATTTGACAGATTCAGAAAATGCCACTTGCCTTTATGCAAAATGGCA
GATGAATTTCACAGTACGCTATGAAACTACAAATAAAACTTATAAAACTGTAACCATTTCAGACCATGGC
ACTGTGACATATAATGGAAGCATTTGTGGGGATGATCAGAATGGTCCCAAAATAGCAGTGCAGTTCGGAC
CTGGCTTTTCCTGGATTGCGAATTTTACCAAGGCAGCATCTACTTATTCAATTGACAGCGTCTCATTTTC
CTACAACACTGGTGATAACACAACATTTCCTGATGCTGAAGATAAAGGAATTCTTACTGTTGATGAACTT
TTGGCCATCAGAATTCCATTGAATGACCTTTTTAGATGCAATAGTTTATCAACTTTGGAAAAGAATGATG
TTGTCCAACACTACTGGGATGTTCTTGTACAAGCTTTTGTCCAAAATGGCACAGTGAGCACAAATGAGTT
CCTGTGTGATAAAGACAAAACTTCAACAGTGGCACCCACCATACACACCACTGTGCCATCTCCTACTACA
ACACCTACTCCAAAGGAAAAACCAGAAGCTGGAACCTATTCAGTTAATAATGGCAATGATACTTGTCTGC
TGGCTACCATGGGGCTGCAGCTGAACATCACTCAGGATAAGGTTGCTTCAGTTATTAACATCAACCCCAA
TACAACTCACTCCACAGGCAGCTGCCGTTCTCACACTGCTCTACTTAGACTCAATAGCAGCACCATTAAG
TATCTAGACTTTGTCTTTGCTGTGAAAAATGAAAACCGATTTTATCTGAAGGAAGTGAACATCAGCATGT
ATTTGGTTAATGGCTCCGTTTTCAGCATTGCAAATAACAATCTCAGCTACTGGGATGCCCCCCTGGGAAG
TTCTTATATGTGCAACAAAGAGCAGACTGTTTCAGTGTCTGGAGCATTTCAGATAAATACCTTTGATCTA
AGGGTTCAGCCTTTCAATGTGACACAAGGAAAGTATTCTACAGCTCAAGACTGCAGTGCAGATGACGACA
ACTTCCTTGTGCCCATAGCGGTGGGAGCTGCCTTGGCAGGAGTACTTATTCTAGTGTTGCTGGCTTATTT
TATTGGTCTCAAGCACCATCATGCTGGATATGAGCAATTT

ACGCGTACGCGGCCGCTCGAG - GFP Tag -  GTTTAA
```

This product is to be used for laboratory only. Not for diagnostic or therapeutic use.
©2024 OriGene Technologies, Inc., 9620 Medical Center Drive, Ste 200, Rockville, MD 20850, US

View online »

Protein Sequence:

```
>RG221216 representing NM_002294
Red=Cloning site Green=Tags(s)

MVCFRLFPVPGSGLVLVCLVLGAVRSYALELNLTDSENATCLYAKWQMNFTVRYETTNKTYKTVTISDHG
TVTYNGSICGDDQNGPKIAVQFGPGFSWIANFTKAASTYSIDSVSFSYNTGDNTTFPDAEDKGILTVDEL
LAIRIPLNDLFRCNSLSTLEKNDVVQHYWDVLVQAFVQNGTVSTNEFLCDKDKTSTVAPTIHTTVPSPTT
TPTPKEKPEAGTYSVNNGNDTCLLATMGLQLNITQDKVASVININPNTTHSTGSCRSHTALLRLNSSTIK
YLDFVFAVKNENRFYLKEVNISMYLVNGSVFSIANNNLSYWDAPLGSSYMCNKEQTVSVSGAFQINTFDL
RVQPFNVTQGKYSTAQDCSADDDNFLVPIAVGAALAGVLILVLLAYFIGLKHHHAGYEQF

TRTRPLE - GFP Tag -  V
```

Restriction Sites: SgfI-MluI

Cloning Scheme:

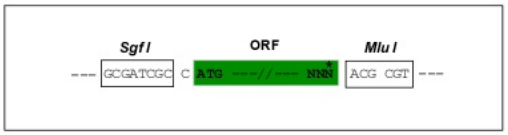

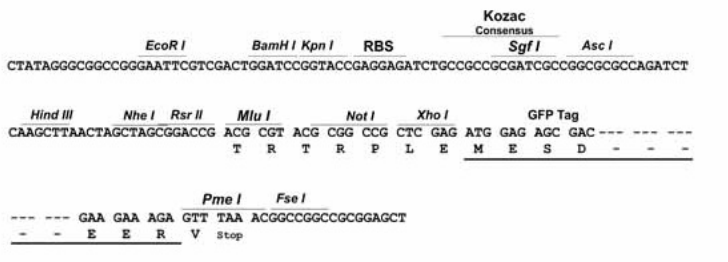

ACCN: NM_002294

ORF Size: 1230 bp

OTI Disclaimer: The molecular sequence of this clone aligns with the gene accession number as a point of reference only. However, individual transcript sequences of the same gene can differ through naturally occurring variations (e.g. polymorphisms), each with its own valid existence. This clone is substantially in agreement with the reference, but a complete review of all prevailing variants is recommended prior to use. More info

OTI Annotation: This clone was engineered to express the complete ORF with an expression tag. Expression varies depending on the nature of the gene.

Components: The ORF clone is ion-exchange column purified and shipped in a 2D barcoded Matrix tube containing 10ug of transfection-ready, dried plasmid DNA (reconstitute with 100 ul of water).

This product is to be used for laboratory only. Not for diagnostic or therapeutic use.
©2024 OriGene Technologies, Inc., 9620 Medical Center Drive, Ste 200, Rockville, MD 20850, US

Reconstitution Method:	1. Centrifuge at 5,000xg for 5min. 2. Carefully open the tube and add 100ul of sterile water to dissolve the DNA. 3. Close the tube and incubate for 10 minutes at room temperature. 4. Briefly vortex the tube and then do a quick spin (less than 5000xg) to concentrate the liquid at the bottom. 5. Store the suspended plasmid at -20°C. The DNA is stable for at least one year from date of shipping when stored at -20°C.
Note:	Plasmids are not sterile. For experiments where strict sterility is required, filtration with 0.22um filter is required.
RefSeq:	NM_002294.3
RefSeq Size:	1868 bp
RefSeq ORF:	1233 bp
Locus ID:	3920
UniProt ID:	P13473
Cytogenetics:	Xq24
Domains:	Lamp
Protein Families:	Druggable Genome, ES Cell Differentiation/IPS, Transmembrane
Protein Pathways:	Lysosome
Gene Summary:	The protein encoded by this gene is a member of a family of membrane glycoproteins. This glycoprotein provides selectins with carbohydrate ligands. It may play a role in tumor cell metastasis. It may also function in the protection, maintenance, and adhesion of the lysosome. Alternative splicing of this gene results in multiple transcript variants encoding distinct proteins. [provided by RefSeq, Jul 2008]

Product images:

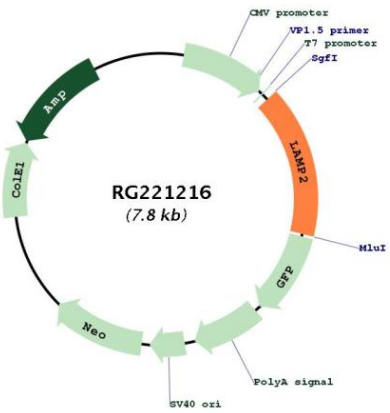

Circular map for RG221216

This product is to be used for laboratory only. Not for diagnostic or therapeutic use.
©2024 OriGene Technologies, Inc., 9620 Medical Center Drive, Ste 200, Rockville, MD 20850, US