

Product datasheet for **RG220811**

MYSM1 (NM_001085487) Human Tagged ORF Clone

Product data:

Product Type:	Expression Plasmids
Product Name:	MYSM1 (NM_001085487) Human Tagged ORF Clone
Tag:	TurboGFP
Symbol:	MYSM1
Synonyms:	2A-DUB; 2ADUB; BMFS4
Mammalian Cell Selection:	Neomycin
Vector:	pCMV6-AC-GFP (PS100010)
E. coli Selection:	Ampicillin (100 ug/mL)



[View online »](#)

ORF Nucleotide Sequence:

>RG220811 representing NM_001085487
 Red=Cloning site Blue=ORF Green=Tags(s)

TTTTGTAATACGACTCACTATAGGGCGGCCGGAATTCGTGACTGGATCCGGTACCGAGGAGATCTGCC
 GCC**CGGATCGCC**

ATGGCGGCTGAAGAGCGGATGTGGATATCGAAGGGACGTGGTAGCGGGCGGGGGCACAGCCAGGAA
 GTGGTAAAAATACAGCATCAGTTTTACAAAAAGATCACTATCTTGATTCACTTGAGAAACAGAGAATGG
 CCTTATTCCTTGACCTTGATAACACCATCAGTGAAGAGAACAGAGCTGTTATTGAGAAAAATGTTGTTG
 GAAGAAGAATATTATTTATCTAAAAATCACAACCGAAAAAGTCTGGCTTGATCAAAAGGAAGATGATA
 AAAAATACATGAAGAGTCTGCAGAAAACAGCAAAAATCATGGTACACTCTCTACAAAACCGCCAGTTA
 CTCAGTAAAGTGGACGATAGAAGAAAAAGAGCTGTTTGAACAAGGGCTGGCTAAATTTGGCCGAAGATGG
 ACCAAAAATTTCAAAGCTAATTGGAAGCCGCACTGTTTACAAGTGAAGAGTTATGCAAGACAGTATTTTA
 AAAATAAGGTCAAATGCGGTCTGGATAAAGAAACACCAAAATCAGAAGACCGGCCATAATCTTCAAGTTAA
 AAATGAAGATAAAGGGACAAAGGCATGGACACCATCATGTTTAAAGGGACGTGCTGATCCCAACTGAAT
 GCTGTAATAAATTGAAAAGTTATCTGATGATGAAGAAGTAGACATCACAGATGAGGTGGACGAGTTGTCTT
 CTCAAAACACCCCGAAGAATTCTAGCAGTGATCTCTTGTAGACTTTCTAATAGTAAAAATGCATGAAAC
 CAATCAAGGAGAATTCATTACTTCTGACAGCCAGGAAGCTCTCTTTTCTAAGTCTTCCAGGGGCTGTCTT
 CAAAATGAAAAGCAAGATGAAACACTTTCAAGCTCAGAAATTACACTGTGGACTGAGAAAACAGAGCAATG
 GTGACAAAAATCAATTGAATTAATGACCAGAAATTTAATGAATTGATTAATAACTGCAACAAGCATGA
 TGGAAAGGGGAATAATAGTTGATGCCAGGCAGTTGCCTTCTCCAGAGCCTTGTGAAATTCAGAAAAATTTG
 AATGATAATGAAATGCTTTTTTCTTCTGCCAAATGGTAGAGGAAAGCCATGAGGAAGAAGAGCTTAAGC
 CACCAGAACAGGAAATAGAAATAGATAGAAATATCATTCAAGAAGAAGAAAAACAAGCAATTCCTGAGTT
 TTTTGAGGGCGCCAAGCTAAAACACCAGAACGCTATTTGAAAAATTAGAAATTATATTTTGGATCAATGG
 GAGATATGCAAAACAAAATACTTAAATAAGACCTCAGTACGTCCTGGCCTGAAGAAGTGTGGAGATGTTA
 ATTGTATTGGACGGATTCATACATACCTCGAATTGATAGGAGCAATCAATTTTGGATGTGAACAGGCTGT
 GTATAATAGGCCACAAACAGTTGACAAAGTACGAATCAGAGACAGAAAAGATGCAGTAGAAGCATAACCAA
 CTTGCCACGCTCTGCAGTCTATGCGTACAAGGAGACGTAGGGTCCGAGACCCATGGGGAAACTGGTGTG
 ATGCAAAGGACTTAGAAGGACAAACGTTTGAGCATCTCTCTGCTGAGGAGTTGGCAAAAAGAAGAGAAGA
 GAAAAAAGGCAGACCTGTTAAATCTTTAAAAGTCCAAGACCAACAAAAAGCTCGTTTGATCCCTTCCAA
 CTGATACCTTGAATTTTTTTAGTGAAGAAAAGCAGGAGCCATTCAGGTGAAAGTGGCTTCAGAAGCAC
 TTTTAATAATGGATTTGCATGCTCATGTTTCTATGGCAGAAGTGATTGGTCTGTTAGGAGGAAGATACTC
 AGAAGTTGATAAAGTAGTTGAAGTCTGTGCAGCAGAACCATGTAACAGTCTGAGTACAGGACTACAGTGT
 GAGATGGATCCTGTATCACAACACAGGCCTCAGAAAACCTTGGCTGTTAGAGGCTTCAGTGTATTGGAT
 GGTATCATTCTCATCCTGCTTTTGATCCTAATCCTTCTTACGAGATATTGACACACAAGCTAAATACCA
 GAGTACTTCTCCAGAGGAGGTGCAAAAGTTCATTGGGATGATTGTTAGTCCCTATAATCGAAATAATCCC
 TTACCATATTCTCAGATTACCTGCCTGGTTATAAGTGAGGAAATTAGCCCAGATGGCTCTTATCGCTTAC
 CTTACAAAATTTGAAGTACAGCAGATGTTAGAAGAACCTCAGTGGGATTAGTATTTGAAAAGACAAGATG
 GATAATAGAAAAATACAGGCTCTCCATAGCAGCGTCCCATGGATAAAAATCTTTGCGCGGATTTCTGAC
 CTGACTTGTGTCAGAACTTTTGGAGTGTATGAGGAAGACTCTGAGCAAAAGTGACCAATTGCTTTATGG
 CTGAAGAATTCCTGACTGAAATAGAAAATTTGTTCTTTCCAATTATAAAAGCAACCAAGAGAATGGAGT
 AACCGAAGAGAACTGTACAAAGGAATTGTTAATG

ACGCGTACGCGGCCGCTCGAG – GFP Tag – GTTTAA

Protein Sequence: >RG220811 representing NM_001085487
Red=Cloning site Green=Tags(s)

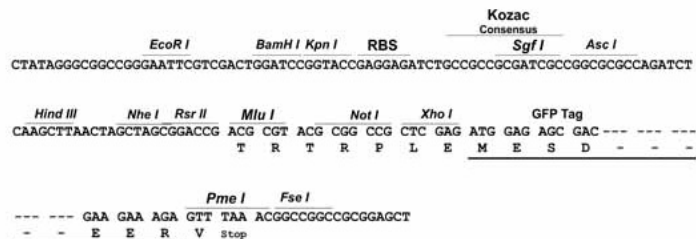
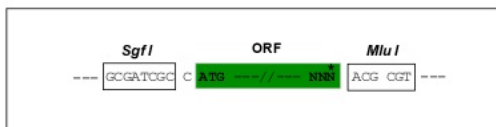
MAAEEADVIEGDVVAAGAQP GSGENTASVLQKDHYLDSSWRTE NGLIPWTL DNTI SEENRAVIEKMLL
EEEYYLSKKSQPEKVWLDQKEDDKKYMKSLQKTAKIMVHSPTKPASYSVKWTIEEKELFEQGLAKFGRRW
TKISKLIGSRTVLQVKSARQYFKNKVKCGLDKETPNQKTGHNLQVKNEDKGTAWTPSCLRGRADPNLN
AVKIEKLSDDDEEVDITDEVDELSSQTPQKNSSDLLLLDFPNSKMHETNQGEFITSQSQUALFSKSSRGCL
QNEKQDETLSSSEITLWTEKQSNQDKKSIELNDQKFNELIKNCNKHDGRGIIVDARQLPSPEPCEIQKNL
NDNEMLFHSCQMVEESHEEEELKPPEQEIEIDRNIIQEEEKQAIPEFFEGRQAKTPERYLKIRNYILDQW
EICKPKYLNKTSVRPGLKNCQDVNIGRIHTYLELIGAINFGCEQAVYNRPQTVDKVIRDRKDAVEAYQ
LAQRLQSMRTRRRRVRDPWGNWCAKDLEGQTFEHL SAEELAKRREEEKGRPVKSLKVP RPTKSSFDPFQ
LIPC NFFSEEKQEPFQVKVASEALLIMDLHAHV SMAEVI GLLGGRYSEVDKVV EVC AAEP CNSLSTGLQC
EMDPVSQTQASETLAVRGFSVIGWYHSHPAFDPNPSLRDIDTQAKYQSYFSRGGAKFIGMIVSPYNNRP
LPYSQITCLVISEEISP DGSYRLPYKFEVQ QMLEEPQWGLVFEKTRWII EK YRLSHSSVPMDKIFRRDSD
LTCLQKLL ECMRKTLSKVTNCFMAEEFLTEIENLFLSNYKSNQENGVT EENCTKELLM

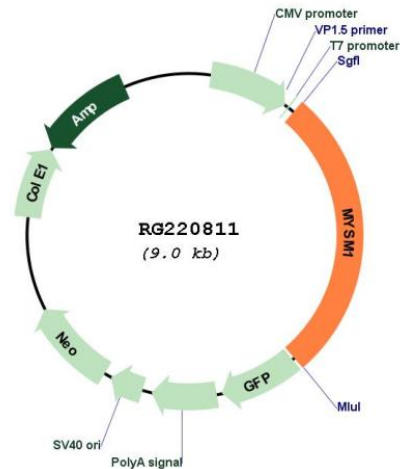
TRTRPLE - GFP Tag - V

Restriction Sites: Sgfl-MluI

Cloning Scheme:

Cloning sites used for ORF Shutting:



Plasmid Map:


ACCN: NM_001085487

ORF Size: 2484 bp

OTI Disclaimer: The molecular sequence of this clone aligns with the gene accession number as a point of reference only. However, individual transcript sequences of the same gene can differ through naturally occurring variations (e.g. polymorphisms), each with its own valid existence. This clone is substantially in agreement with the reference, but a complete review of all prevailing variants is recommended prior to use. [More info](#)

OTI Annotation: This clone was engineered to express the complete ORF with an expression tag. Expression varies depending on the nature of the gene.

Components: The ORF clone is ion-exchange column purified and shipped in a 2D barcoded Matrix tube containing 10ug of transfection-ready, dried plasmid DNA (reconstitute with 100 ul of water).

Reconstitution Method:

1. Centrifuge at 5,000xg for 5min.
2. Carefully open the tube and add 100ul of sterile water to dissolve the DNA.
3. Close the tube and incubate for 10 minutes at room temperature.
4. Briefly vortex the tube and then do a quick spin (less than 5000xg) to concentrate the liquid at the bottom.
5. Store the suspended plasmid at -20°C. The DNA is stable for at least one year from date of shipping when stored at -20°C.

RefSeq: [NM_001085487.3](#)

RefSeq Size: 2589 bp

RefSeq ORF: 2487 bp

Locus ID: 114803

UniProt ID: [Q5VVJ2](#)

Cytogenetics: 1p32.1

Protein Families: Protease

Gene Summary: Metalloprotease that specifically deubiquitinates monoubiquitinated histone H2A, a specific tag for epigenetic transcriptional repression, thereby acting as a coactivator. Preferentially deubiquitinates monoubiquitinated H2A in hyperacetylated nucleosomes. Deubiquitination of histone H2A leads to facilitate the phosphorylation and dissociation of histone H1 from the nucleosome. Acts as a coactivator by participating in the initiation and elongation steps of androgen receptor (AR)-induced gene activation. Required for correct regulation of hematopoiesis and lymphocyte differentiation (PubMed:28115216, PubMed:26220525). [UniProtKB/Swiss-Prot Function]