

Product datasheet for **RG219989**

WDFY3 (NM_014991) Human Tagged ORF Clone

Product data:

Product Type:	Expression Plasmids
Product Name:	WDFY3 (NM_014991) Human Tagged ORF Clone
Tag:	TurboGFP
Symbol:	WDFY3
Synonyms:	ALFY; BCHS; MCPH18; ZFYVE25
Mammalian Cell Selection:	Neomycin
Vector:	pCMV6-AC-GFP (PS100010)
E. coli Selection:	Ampicillin (100 ug/mL)
ORF Nucleotide Sequence:	>RG219989 representing NM_014991 Red=Cloning site Blue=ORF Green=Tags(s)

TTTTGTAATACGACTCACTATAGGGCGGCCGGAATTCGTCGACTGGATCCGGTACCGAGGAGATCTGCC
GCC**CGATCGCC**

ATGAACATGGTGAAGAGGATCATGGGGCGGCCGAGGCAGGAGGAGTGCAGCCACAAGACAACGCCTTAG
GACTGATGCACCTCCGCCGGCTTTCACGGAGTTGTGCCATCCTCCCGGCACATGACTCAGAAGGAACA
AGAAGAGAAAAGTATATGATGCTGCCAGTGTAAACAGGGTTTTGGAAATGCTCCGCCGAATACAATG
ACAGAAAAATTTCTGATCTTCTGCAGTTCACAACACAAGTCTCAGGACTAATGGTGACAGAAATTCGAA
GGAGAGCATCAAACAAATCCACAGAGGCTGCAAGTCGGGCCATAGTTCAGTTCCTAGAGATTAATCAGAG
TGAAGAAGCCAGTAGAGGCTGGATGCTTCTAACGACAATTAATTTGTTAGCTTCCCTGGTCAGAAAACC
GTGGACTGCATGACAACAATGTCAGTGCCTTCCACCCTGGTTAAATGTTTATATCTGTTTTTTGACCTTC
CACATGTGCCTGAGGCAGTTGGAGGTGCACAGAAATGAGCTACCTCTAGCAGAACGTCGAGGACTACTCCA
GAAAGTTTTGTACAGATCTTAGTGAAACTGTGCAGTTTTGTTTCCCCTGCGGAGGAGCTGGCTCAGAAA
GATGATCTCCAGCTTCTATTAGTGCAATAACCTCTGGTGCCCTCCCTATAACCTGCCTTGAGAAAAGA
GTGCTGGAGAAGTCCATGACCATATCTCGTCATGGTCTTAGTGCAATGTAGTGAAGTATATTCATGA
GAAAGAGTGTATCTACATGTGTTTCCAGAAATGCAGCAATCAGATGACCTGTCTCCCCTAGAAATGTGC
GAAATGTTTGTGGGCTTCTTTTCCCAAAGATTCCAGCGATGTTTCCCAAACACTTCTGGATGATT
TTCGGATATGGCAAGGATATAATTTTCTTTGTGATCTCTTGCTTAGATTGGAACAAGCAAAAAGAGGCAGA
ATCCAAAGATGCCTTGAAGATCTGGTTAATCTGATAACTTCCCTAACACATATGGTGTGAGTGAACATA
AAACCAGCTGGTATTACCACAGGGGCACCTTTTTATTGCCTGGATTTGCAGTACCTCAGCCTGCAGGCA
AAGGTCACAGTGTGAGAAACGTCCAGGCCCTTTCAGATTCTTCCAGAAATGCAATTTTAAAAGCAAAAACCG
CTTCTTGGCCAAATCATCTTGTGATGCTATCACAATAATTTACATGGCTGACAATGCCAATTAATCTCATC
CTAGAGTCACAGCACACATTGTACAGTTTGCAGAGAAGATTTCTAAACTCCCAGAAGTACAAAACAAAT
ACTTTGAGATGCTGGAGTTTGTGTTTTAGCTTAAATATATACCTTGTAAAGAAGTATTAGTGTGAG
TATCTCTTAAAACTAGCTCTTCTTACTGATGATTATTGCAATGAAAACACTTCTTAAGTTTACA



[View online >](#)

AGACATGACTACATATTTAAAGACGTGTTCAAGGAGGTTGGCCTTTTGGAGGTCATGGTAAACCTTTTGC
 AATAATATGCTGCCCTGTTGAAGGATCAAACCTCAGGCACTAAATGAACAAGGGGACTCAAGAAATAATAG
 TTCAGTTGAAGACCAAAAACACCTGGCTTTATTGGTTATGGAGACCTTGACAGTGCTTCTCAAGGATCA
 AACACAAATGCAGGAATTTTCGAGAATTTGGAGGTGCAAGATGTGCACATAATATAGTAAAGTACCCTC
 AATGCCGGCAGCATGCCTTGATGACTATCCAACAGCTGGTGTCTCCCAAAATGGGGACGATGACATGGG
 CACTCTCCTGGGGCTAATGCATTCAAGCCACCGACGGAATTGCAGTTGAAGACTGATATTTAAAGGGCC
 CTCCTGTCCGGTCTTCGAGAAAGCCATGTTCAAGAACAGTTTTAAAGAAAGTTGGAGGATTTGTGTACA
 TTACATCCTTGCTCGTTGCTATGGAAAGATCTTTGAGCTGTCCACCAAGAATGGCTGGGAGAAAGTAA
 CCAGAATCAAGTGTTTGAACTTCTTCACTGTGTTCTGCACGTTGACTGCAGCAATGCGCTATGAGCCA
 GCCAACTCTCATTTCTTCAAACAGAGATTGAGTATGAGAAGTTGGCAGATGCTGTTTCGATTTCTTGGCT
 GCTTCTCAGACCTAAGAAAAATAAGCGCCATGAATGTCTTCCCCTCAAATACACAGCCATTTCAAAGACT
 TTTAGAGGAAGATGTAATCTCAATAGAATCAGTGTCAACACGTTACGGCACTGCAGTAACTTTTTATT
 TATCTTTACAAGTAGCCACAGATTCTTTTACAGTGTGCAGAACAGATCCCTCCTTGCCTGACAAGT
 AGTCTTCTTCCCCTCTCCTTGGGGTACACCAGCTTTGTCCAGGAAAAGGCATGCATATCATTCTGTTTC
 AACTCCCCTGTTTACCCTCCTAAAAATGTTGCCGACCTGAAACTACATGTGACAACTTCATCTCTGCAG
 AGTTCTGATGCAGTCATCATTATCCTGGAGCCATGCTTGCCATGCTGGACCTACTGGCCTCTGTTGGGT
 CAGTGACACAGCCAGAACATGCTTTGGATCTTCAACTGGCCGGCAAATATTTACAATCCCTGGTGCA
 CACAGAAAGGAACCAGCAAGTCAATGTGTGAAGCTGGTCTTATGCACGACTGCTGCAGAGGTGCAGTGT
 GCATTTGGCTGATGAGGACCACCTCACTGCACCCGCCCTGCAGCGGATGTTTGAACGATTAGCCTCTCAGG
 CTCTGGAACCCATGGTGTGAGGGAGTTTTACGTTTGGCAAGTCTTTAAATTTGGTGGCTGGGACAA
 AAAACTGCTAAAACAATATAGGGTCCACAAACCAAGTTCAGTGTGATGAAACAGAAATGAGAAGTGT
 ATGATCACATCTCTGGAAGGTCTGGGTACTGATAATGTTTTAGCTTACATGAAGATAACCATACCGGA
 TAAGCAAGAGCCTGGTAAAATCTCGGAAGGAAGTACTGTACCCCTGACCAGGGTGAAGTGTCTGTCTC
 CATGACAACCCACATGACATCAGACTGAGTTCATGGGTGATCAGTTACTCCAGCTTTTGTGAATTTGACACA
 TCACTTGAAGGGTTTGGATGTCTTTTTTGGCCAGTTTGGCCCTCATAATGCTCTACAATAATACCG
 TCACAACAGGTCTTATTGATGGGGCTGTGGTCACTGGCATTGGTCTGGTGAAGATTCTTCCCTCCTCC
 CTCGGCTTAAGTTACTCTAGCTGGTTTTGATTGAACATTTTAGTTCTCCTCAAATAACCACCCTGTC
 AGACTTCTTACTGTTGTGCGCCGAGCAAATTTCTGAGCAACATTACGTGTGCCTTGAATAGTTCTAT
 CAGCAAAAGACCGATCTCTGATTGTTCCACCAAAGGAACTCCTCAAATAATGTTGATGATTTTAG
 TGAAGAGTCTCATTTTATGAAATCTCCCATGCTGTGCTCGCTTTCGATGTGGAGAGCTTATCATTGAG
 GGACAGTGGCATCATTTGGTCTGGTAATGAGCAAAGGCATGTTGAAAAACAGTACTGCAGCCCTTTATA
 TTGATGGACAGCTTGTTAACACTGTAAAGCTTCATTATGTCCACAGTACTCCAGGGGGTTAGGTTCCGGC
 AAATCCACCAGTGGTGAAGCAGGCTATGCCTACATTGGTACTCCACCTGCCAACGCAAAATTGCCTCA
 TTGGTTTTGGCGCCTGGGACCCACACATTTCTAGAAGAAGTTTTACCTTCTTCAAATGTTACTACCATTT
 ATGAACTTGGACCAAAATGTTTGAAGCTTTCAGGCTGTATGTATGCCATGTAAGATGCAAAAATCCGA
 AGGGGTGGTGCCATCCCCTGTGTCATTAGTACCAGAGGAGAAAGTGTCAATTTGGCCTCTATGCACCTCT
 GTGTCGTCTTAACAGTGGCAAGAATCCGAAAGTGTATAACAAATTTGGATAGCAAAAGCCATTGCTAAGC
 AGTTAGGCATTTCTCACATGAGAATGCCACTCCTGTGAAGTTGATACACAATTCAGCAGGACATCTTAA
 TGGATCTGCACGGACAATTTGGGGCCGCTCTGATTGGATACTTTGGAGTAAGAACAATTTGCCCTAAGCCT
 GTTGCCACTACTTTGCAGTACGTTGGTGGAGTGCAGCCATCCTGGGCCTGGTGGCCATGGCCTCTGATG
 TGAAGGGTTATATGCAGCAGTCAAGGCCCTGGTTTTGTGTGGTCAAGAGTAACCCACTAGCCAGCAAGA
 AATGGAAGAATCAAGGGCTACCAGTTGCTGGCAATGTTGCTTAAAGAAGAAACGTTCCCTTCTTAAACAGC
 CACATCTCCATCAACTTTTTCTTTGGTGGAACTGTTGATAGTGGACATGAGACCTCCATTATCCAA
 ATTCAACTGCTTTCCAGGACCTCCTCTGTGATTTTGAAGTCTGGCTCCATGCACCATATGAACCTCATCT
 TTCCTTATTTGAACACTTATTGAACTGCTCACAGAGTCCAGTGAAGCCTCAAAGAATGCCAAATTAATG
 AGAGAATCCAGTAAATCCAAAGCTGCTCCTGACTCTTCGAGATATGTCTTTATCCAGCCTACTATTG
 CTGCTATTAGTAATGCTCTGAGCTTCTTACTGCAAGTTTTCTAGCAGCAATGATCTGCTCAGATTTGG
 GCAGTTTATTTCTTACTTTGCCAACCTTTGCGGTTTTGTGAGAAATTTGTAGTAATGGAATAAATAAT
 GAAGAGAAGCTTGACACTGGAAGTGAAGAGGAGTTTGGAGGCTTGTATCAGCTAATCTTATACTTTTGA
 GGAACAGACTTCTGGATATCTTGCTAAAATAATTTATACATCTAAAGAAAAGACAAGCATTAAATTTGCA
 AGCTTGTGAAGAAGTGGTGAAGACACTGGGTTTTGACTGGATCATGATGTTTATGGAGGAACACTTACAT
 TCCACCACAGTTACAGCAGCCATGAGGATTTGTTGTCTACTAAGTAATCAGTCTATTCTCATCAAGT

TTAAAGAAGGACTCAGTGGTGGAGGATGGCTTGAACAGACAGATTCTGTCTTAACTAATAAGATTGGAAC
TGTATTAGGATCAACGTGGGCAGAAGTCTGGTGGGAGATCGACGGTCAGGGAGATTAACCGAGATGCT
TGTCAATTTCTGGTTTTCCAGTCCCTCAGTCATTCTTCCCTAAACACACTAATGTCCTGCCCTCTATT
TTCTCCTCATGGCCTTGTCTGTCAGCAGCCAGTTAGTGAGCTGCCTGAGAACCTGCAGGTCAAGTGTGCC
TGTATCAGCTGCCGGAGTAAGCAGGGTTGCCAGTTTGATTTGGATTCCATTTGGACATTCATCTTTGGA
GTTCTGCCTCCAGCGAACTGTGGTCTCTTATCCATAACGTATGCACAGAAGCTGTTTTTTTATTAT
TGGGAATGCTCCGCAGCATGCTGACTTACCTTGGCAATCAGAAGAAGAGGGATCTTGGCTCCGAGAATA
TCCTGTGACCCTGATGCAGTTCTTCAGATATTTGTATCACAACGTGCCAGACCTTGCCCTCCATGTGGATG
AGCCCTGACTTCCCTGTGTGCATTAGCAGCCACCCTCTTCCCTTCAATATTCGCCCTTACTCAGAGATGG
TGACTGACCTTGATGATGAAGTTGGATCTCCAGCAGAAGAGTTTAAAGCGTTTGCAGCAGACACAGGGAT
GAACAGGAGCCAATCAGAGTACTGCAATGTGGGCACCAAGACATATCTGACCAATCACCCGGCTAAAAAG
TTCGTTTTGACTTCATGCGGGTCTTAATCATAGACAACCTCTGTCTCACTCCTGCCAGCAAGCAAACTC
CACTAATTGATCTTTTGTGGAGGCTTCCCTGAAAGGTCTACAAGAAGTCAAGCAAAAAGAAATTTCAAAC
TTACATTTTGGATAGCGTATGGACATTTGCTTGCAGCTGATGTATTAGGGGAAGATGCATCTCTG
CCTATTACAGTGGAGGAAGCTACCAGGATTGGTGAACAATGTGTTTTATTTACACAGCGTGTGGTGG
ACAAGCTTTGGCAAGGCATGTTCAAAAAGAACTAAACTTCTTATAGATTTTATAATTTCAACTAATTGC
ACAGTCAAAGAGAAGATCACAGGGATTGCACTGGATGCAGTGTATCATTGCCTCAATAGGACCATCTTG
TACCAGTTCTCACGGGCACAAAAACCGTTCTCAGCAAGTAGCTCTGCTTGATTCACTCAGGGTCTCTCA
CTGTAACAGAACTTGATCCTGGGACCTGGGAACCATGACCAAGAATTCATTAGCTGTCTGGCCCACTG
CTTGATAAATCTACATGTTGGAAGCAACGTGGATGGATTTGGACTGGAAGCAGAAGCCCGCATGACCACA
TGGCACATTATGATCCCTCGGACATGAACCAGATGGTAGTTACAGCCAAGATATTAGTGAAGGGCGTC
AGCTTTCATAAAAAGCTGTCAACAGAGTTGGACTGAAGTGAAGGGGCCAGTGGACATAGCTACAGCAAGCCCACTATT
GAAGAAGCTGCCCTGAAGTGTGCGAGAATCATTGGCCCATGAAAAGAAATGCATAAAGTGCAGGAGAAG
CTTTAGCGCCACCACACAGTCCAAATATCCCGTGTGACAGTGGCTTTGGTCTTTCCAAGTTAACAGG
ATCAAGAAGAAATCGAAAAGAAAGTGGTCTTAATAAACACAGTCTTCCACCCAGGAGATTTGCGAGTGG
ATGTTTACTCACATTGCTGTTGTTGCTGACTTAGTAGATACACAATATAAAGAATATCAGGAGCGTCAGC
AGAATGCCCTGAAGTACGTGACAGAAGAGTGGTGTGAGATCGAGTGCAGCTGTTGAGGGAGCGGGGCT
GTGGGGCCCTCCCATCGGCTCCACCTCGACAAGTGGATGCTGGAGATGACAGAAGGGCCCTGCAGGATG
AGGAAAAAGATGGTGCAGAAATGATATGTTTTATAACCATTACCCTTACGTGCCAGAACTGAGCAAGAGA
CAATGTGGCGTCTGAGATCCCAAGTAAACAGCCTGAGACACCCGATGATATTCTCAAAAAGAACTGCTG
TCGATATAGAAGAGCCGTAAAGTTATGACAGTAAAGAGTACTACATGCGACTGGCCCTTGCCAATCCCGCC
ATTGTCCAAGACGCCATTGTGGAGAGTTCAGAAGTGAAGCTGCTCAGCAAGAACCAGAGCATGGGGAAG
ACACTATTGCTAAAGTCAAAGGTTTGGTCAAGCCTCCTCTAAAACGCTCCCGATCTGCACCTGATGGAGG
AGATGAGGAGAACCAGGAGCAGCTACAAGACCAGATTGCTGAGGGCAGCTCCATAGAAGAGGAGGAGAAA
ACAGATAATGCTACCTTACTGCGCTGTAGAGGAAGGAGAAAAGATCCAACACATGTACCGCTGTGCTC
GAGTCCAGGGCTAGATACCAGTGAAGGGCTCCTTCTTTTTGGTAAAGAGCATTTTTATGTGATTGATGG
ATTTACCATGACAGCAACCAGGAAATAAGAGATATTGAACTTACCTCCAATATGCATGAGCCTATT
ATTCCTAGAGGAGCCAGGCAAGGCCCTAGTCAACTCAAGAGAACATGCAGCATTTTTGTCATATGAAGATA
TCAAGGAAGTTCATAAAAAGGAGATATCTCTGACGCTATTGCTGTGGAAGTTTTCTCTGGAGATGGACG
GAATTACCTCCTTCTTTTTCAGAAAAGAAATCAGAAAAGTCTATCAAAGGTTTTTGGTGTAGTGCCA
TCTCTAACGGACAGTTCAGAATCTGTATCTGGCAACGACCAAACACGAGTGTGGAGCAGGGATCTGGGT
TACTTAGCACTTTGGTTGGAGAGAAGTCTGTGACTCAGAGATGGGAGAGAGGTGAAATCAGCAACTTCCA
ATATTTGATGCATTTGAACACTTTGGCTGGCAGATCATATAATGATCTCATGCAGTATCTGTCTTCCCC
TGGATCCTTGAGATTATGACTCAGAGGAGGTGGATCTTACTAATCCCAAGACGTTTAAAACTGGCTA
AGCCAATGGGAGCACAACAGATGAACGATTAGCTCAGTATAAGAAGCGGTATAAAGACTGGGAGGATCC
TAATGGAGAACTCCTGCATACCACTATGGGACCACTATTTCATCTGCAATGATTGTGGCCTCATACCTT
GTAAGGATGGAGCCTTTACACAGATATTTCTTAAGGCTACAGGGTGGCCACTTTGACCTGGCTGACCGGA
TGTTTTACAGTGTGCGGAGGCCTGGTATTGAGCGTCAAAGCACAATATGGCAGATGTAAGAAGAACTTAT
CCCAGAGTTCTTTTATTTACCAGAACTCTGTTCAATTCCAACAATTTGATCTAGGCTGTAACAAAAAT
GGCACCAGCTTTGGAGATGTTATCCTTCCACCCTGGGCAAAAGGGGACCCACGAGAATTCATCAGAGTCC
ATCGTGAAGCTTTGGAGTGTGATTACGTGAGTGCCCATCTACATGAGTGGATTGACTTAATCTTCGGTTA

TAAACAGCAAGGCCCTGCTGCAGTAGAAGCTGTAATGTCTTCCATCATCTTTTTATGAGGGTCAAGTG
 GATATCTACAACATCAATGACCCACTAAAGGAGACAGCCACAATTGGGTTCAATAAATTTCGGTCAAGT
 TCCCTAAACAGTTATTTAAAAAACCCTATCCACCAAAGCGAGTGAGAAGTCGACTCAATGGAGACAATGC
 AGGAATCTCTGTCTACCAGGATCTACAAGTGACAAGATCTTTTTTATCATCTAGACAACCTGGAGCCT
 TCTCTAACACCTGTAAGAAGAACTCAAAGAACCCTGAGGACAAATCGTATGTACAGATAAAGGTATTCTTG
 CGGTGGAACAGAATAAGGTTCTTATCCCACCAACCTGGAATAAAAACCTTTGCTTGGGGCTATGCAGACCT
 CAGTTGCAGACTGGGAACCTATGAGTCAGACAAGGCCATGACTGTTTATGAATGCTTGTCTGAGTGGGGC
 CAGATTCTCTGTGCAATCTGCCCAACCCCAAGCTGGTCATCACGGGTGGAACAAGCAGCGTTGTGTGTG
 TGTGGGAGATGGGCACCTCCAAAGAAAAGGCCAAGACCGTCACCCCTCAAACAGGCCTTACTGGGCCACAC
 TGATACCGTCACCTGCGCCACAGCATCATTAGCCTATCACATAATTGTCAGTGGTCCCCTGATCGAACC
 TGTATCATTTGGGATTTGAACAACTGTCATTTCTAACCCAGCTTCGAGGGCATCGAGCTCCAGTTTCTG
 CTCTTTGTATCAATGAATTAACAGGGGACATTGTGCTCTGCGCTGGCACATATATCCATGTGTGGAGCAT
 CAATGGGAACCTATCGTGTGAGTGTCAACACGTTTACAGGTAGGAGCCAGCAGATCATCTGCTGCTGCATG
 TCGGAGATGAACGAATGGGACACGCAGAACGTCATAGTGACAGGACACTCAGATGGAGTGGTTCCGTTTT
 GGAGAATGGAATTTTTGCAAGTTCTGAAACACCAGCTCCTGAGCCTGCTGAAGTCTAGAAATGCAGGA
 AGACTGTCAGAAAGCACAATAAGGGCAGGAAGCCCAAGACGAGGACAGCAGTGATTTCAGAAAGCAGATGAG
 CAGAGCATCAGCCAGGACCCCTAAGGACACTCCAAGCCAACCCAGCAGCACCAGCCACAGGCCCCGGGCGAG
 CCTCTGCCGCGCAACAGCCGCCTGGTGTACTGACAGTGGCTCTGACGACTCCAGACGCTGGTCCGACCA
 GCTCAGTCTAGATGAGAAAGACGGCTTCATATTTGTAACATTCAGAGGGCCAGACCAGAGCCCATCTG
 CAGGGCCCCCTTAGCCACCCCCACCCCAATCCCATTGAGGTGCGGAATTACAGCAGATTGAAACCTGGGT
 ACCGATGGGAACGGCAGCTGGTGTTCAGGAGTAAGCTGACTATGCACACAGCCTTTGATCGAAAGGACAA
 TGCACACCCAGCTGAGGTCACTGCCTGGGCATCTCCAAGGATCACAGTAGGATCCTCGTTGGTGACAGT
 CGAGGCCGAGTTTTAGCTGGTCTGTGAGTGACCAGCCAGGCCGTTCTGCTGCTGATCAGTGGTGGAGG
 ATGAAGGTGGTGACAGCTGCTCAGGCTGCTCGGTGAGGTTTTCACTCACAGAAAGACGACACCATTCGAG
 GAACTGTGGTCAGCTCTTCTGCCAGAAGTGCAAGTGCCTTTCAATCTGAAATCAAACGCTTAAAACTCA
 TCCCGGTGCGTGTGTGTCAGAAGTGTATTATAACTTACAGCATGAGAGAGGTTCAGAAGATGGGCCTC
 GAAATTGT

ACGCGTACGCGGCCGCTCGAG – GFP Tag – GTTTAA

Protein Sequence:

>RG219989 representing NM_014991
 Red=Cloning site Green=Tags(s)

MNMVKRIMGRPRQEESQPQDNALGLMHLRRLFTELCPPRHMTQKEQEEKLYMMLPVFNRFVGNAPPNTM
 TEKFDLLQFTTQVSRMLMVTEIRRRASNKSTEAASRAIVQFLEINQSEEASRGWMLLTTINLLASSGQKT
 VDCMTTMSVPSTLVKCLYLFDDLPHVPEAVGGAQNELPLAERRGLLQKVFVQILVKLCSFVSPAELAQK
 DDLQLLFSAITSWCPYPNLPWRKSAGEVLMTISRHGLSVNVVYIHEKECLSTCVQNMQQSDDLSPLEIV
 EMFAGLSCFLKSDSDVSQTLDDFRIWQGYNFLCDLLLRLLEQAKEAESKDALKDLVNLITSLTTYGVSEL
 KPAGITTGAPFLLPGFAVPQAPAGKHSVRNVQAFVLAQNAFLKAKTSFLAQIILDATINIYMADNANYFI
 LESQHTLSQFAEKISKLEPVQNKYFEMLEFVVFSLNYIPCKELISVSILLKSSSSYHCSIAMKTLTKFT
 RHDYIFKDFREVGLLEVMVNLHLYAALLKDPTQALNEQGDSRNNSSVEDQKHLALLVMETLVLLQGS
 NTNAGIFREFGGARCAHNIKYPQCRQHALMTIQQLVSPNGDDMGTLGLMHSAAPTELQKTDILRA
 LLSVLRESHRSTVFRKVGGFVYITSLVAMERSLSCPPKNGWEKVNQNVFELLHTVFCTLTAMRYEP
 ANSHFFKTEIQYEKLADAVRFLGCFSDLRKISAMNVFSPNTQPFQRLLEEDVISIESVSPTLRHCKLFI
 YLYKVATDSFDSRAEQIPPCLTSESSLSPWGTALSRKRHAYHSVSTPPVYPPKNVADLKLHVTTSSLQ
 SSDAVIIHPGAMLAMDLLASVGSVTQPEHALDLQLAVANILQSLVHTERNQQVMCEAGLHARLLQRCSA
 ALADEHSLHPPLQRMFERLASQALEPMVLRFLRLASPLNCGAWDKLLKQYRVHKPSSLSYEPEMRSS
 MITSLEGLGTDNVFSLHEDNHYRISKSLVKSAGESTVPLTRVKCLVSMTPHDIRLHGSSVTPAFVEFDT
 SLEGFGLFLPSLAPHNAPTNTVTGLIDGAVVSGIGSGERFFPPPSGLSYSSWFCIEHFSSPPNHPV
 RLLTVVRRANSSEQHYVCLAIVLSAKDRSLIVSTKEELLQNYVDDFSEESSFYEILPCCARFRCGELIE
 GQWHHLVLMKGMKNSTAALYIDGQLVNTVKLHYVHSTPGGSGSANPPVVSTVYAYIGTPPAQRQIAS
 LVWRLGPTHFLEEVLPSNVTTIYELGPNYVGSFQAVCMPCDAKSEGVPSPVSLVPEEKVSFGLYALS
 VSSLTVARIRKVNKLDKAIKQLGISSHENATPVKLIHNSAGHLNGSARTIGAALIGYLVRTFVPKP

VATTLLQYVGGAAAILGLVAMASDVEGLYAAVKALVCVVKSNPLASKEMERIKGYQLLAMLLKKKRSLNS
HILHLTFSLVGTVDSGHETSIIPNSTAFQDLLCDFEVWLHAPYELHLSLFEHFIELL TESSEASKNAKLM
REFQLIPKLLLTLRDMSLSQPTIAAISNVL SFL LQGFPSSNDLLRFGQFISSTLPTFAVCEKFVMEINN
EEKLDTGTEEEFGGLVSANLILLRNRLDILLKLIYTSKEKTSINLQACEELVKTLGFDWIMMFEEHLH
STTVTAAMRILVLLSNQSI L IKFKEGLSGGGWLEQTDVSLTNKIGTVLGFNVGRSAGGRSTVREINRDA
CHFPGFPVLQSFLPKHTNVPALYFLLMALFLQQPVSELPENLQVSVPI SCR SKQGCQFDLDSIWTFIFG
VPASSGTVVSSIHNVCTEAVFLLLGLRSM L TSPWQSEEEG SWLREYPVTLMQFFRYLYHNVPDLASMWM
SPDFLCALAAATVFPFNIRPYSEMVDL DDEVGSPAEEFKAF AADTGMNRSQSEYCNVGT KYL TNHPAKK
FVDFMRVLIIDNLC L TPASKQTPLIDLLLEASPERSTRTQQKEFQTYILDSVMDHLLAADVLLGEDASL
PITSGGSYQVLVNNVYFTQRVVDKLWQGMFNKESKLLIDFIIQLIAQSKRRSQGLSLDAVYHCLNRTIL
YQFSRAHKTVPPQVALLDSLRLVTVNRNLLGPGNHQDEFISCLAHCLINLHVGSNVDGFGLEAEARMTT
WHIMIPSDIEPDGSYSQDI SEGRQLLIKAVNRVWTEL IHSKKQVLEELFKVTLPVNERGHVDIATARPLI
EEAALKCWQNH LAHEKKCISRGEALAPTQSKLSRVSSGFGLSKLTGSRNRKESGLNKHSLSTQEISQW
MFTHIAVVRDLVDTQYKEYQERQQNALKYVTEEWQCIECELLRERGLWGPPIGSHLDKWMLEMTGPCRM
RKKMVRNDFYHYPYVPEETEQTNVASEIPSKQPETPDDIPQKKPARYRRAVSYSKEYMRLASGNPA
IVQDAIVESSEGEAAQQEPEHGEDI AKVKGLVKPPLKRSRSAPDGGDEENQEQLQDQIAEGSSIEEEEEK
TDNATLLRLL EEGEKIQHMYRCARVQGLD TSEGLLLFGKEHFYVIDGFTMTATREIRD IETLPPNMHEPI
IPRGARQGPSQLKRTCSIFAYEDIKEVHKRRYLLQPIAVEVFSGDGRNYLLAFQKGRNKVYQRFVAVP
SLTDSSESVSQRPNTSVEQGSGLLSTLVGEKSVTQRWERGEISNFQYLMHLN LAGRSYNDLMQYPVFP
WILADYDSEEVDLTNPKTFRNLAKPMGAQTDERLAQYKKRYKDWEDPNGETPAYHYGTHYSSAMIVASYL
VRMEPFTQIFLRLQGGHFDLADRMFHSVREAWYSASKHNMAVDEL IPEFFYLPEFLFNSNNFDL GCKQN
GTKLGDVILPPWAKGDPREFIRVHREALECDYVSAHLHEWIDLIFGYKQQGPAAVEAVNVFHHLFYEGQV
DIYNINDPLKETATIGFINNFGQIPKQLFKKPHPPKRVRSRLNGDNAGISVLPGSTSDKIFFHLDNLRP
SLTPVKELKEPVGQIVCTDKGILAVEQNKVLIPPTWNTFAWGYADL SCRLGTYESDKAMTVYECLSEWG
QILCAICPNPKLVITGGTSTVVCVWEMGTSKEKAKTVTLKQALLGHTDVTVCATASLAYHIIVSGSRDRT
CIIWDLNKL SFLTQLRGHRAPVSALCINELTGDIVSCAGTYIHVWSINGNPIVSVNTFTGRSQIICCCM
SEMNEWDTQNVI V TGHSDGVVRFWRMEFLQVPETPAPEPAEVLEMQEDCPEAQIGQEAQDEDSSEADE
QSI SQDPKDTSPSPSTSHRPRASCRATAAWCTDSGSDSRRWSDQLSLDEKDGFI FVNYSEGQTRAHL
QGPLSHPHPNPIEVRNYSRLKPGYRWERQLVFRSKLTMHTAFDRKDNAHPAEVTALGISKDHSRILVGDS
RGRVFSWSVSDQGRSAADHWVKDEGGDSCSGCSVRFSLTERRHHCRCNGQLFCQKCSRFQSEIKRLKIS
SPVRVCQNCYYNLQHERGSEDGPRNC

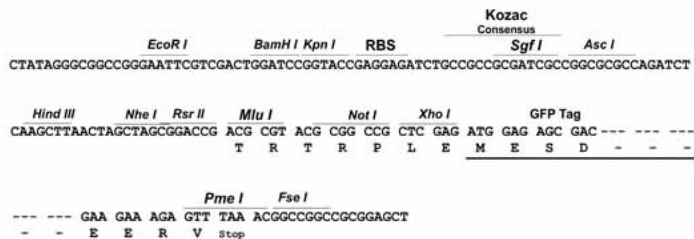
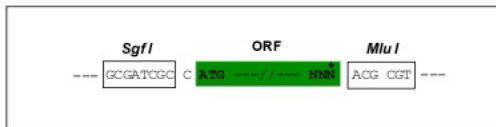
TRTRPLE - GFP Tag - V

Restriction Sites:

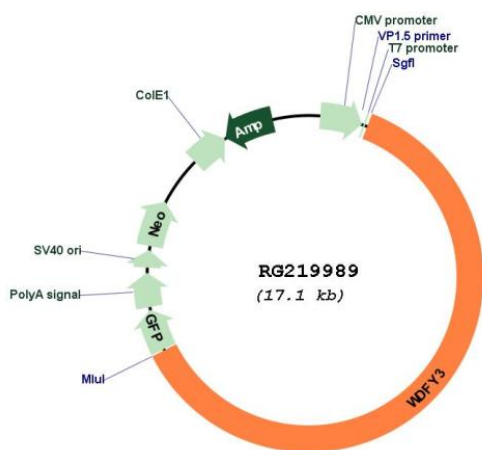
Sgfl-MluI

Cloning Scheme:

Cloning sites used for ORF Shutting:



Plasmid Map:



ACCN: NM_014991

ORF Size: 10578 bp

OTI Disclaimer:	<p>Due to the inherent nature of this plasmid, standard methods to replicate additional amounts of DNA in E. coli are highly likely to result in mutations and/or rearrangements. Therefore, OriGene does not guarantee the capability to replicate this plasmid DNA. Additional amounts of DNA can be purchased from OriGene with batch-specific, full-sequence verification at a reduced cost. Please contact our customer care team at custsupport@origene.com or by calling 301.340.3188 option 3 for pricing and delivery.</p> <p>The molecular sequence of this clone aligns with the gene accession number as a point of reference only. However, individual transcript sequences of the same gene can differ through naturally occurring variations (e.g. polymorphisms), each with its own valid existence. This clone is substantially in agreement with the reference, but a complete review of all prevailing variants is recommended prior to use. More info</p>
OTI Annotation:	<p>This clone was engineered to express the complete ORF with an expression tag. Expression varies depending on the nature of the gene.</p>
Components:	<p>The ORF clone is ion-exchange column purified and shipped in a 2D barcoded Matrix tube containing 10ug of transfection-ready, dried plasmid DNA (reconstitute with 100 ul of water).</p>
Reconstitution Method:	<ol style="list-style-type: none">1. Centrifuge at 5,000xg for 5min.2. Carefully open the tube and add 100ul of sterile water to dissolve the DNA.3. Close the tube and incubate for 10 minutes at room temperature.4. Briefly vortex the tube and then do a quick spin (less than 5000xg) to concentrate the liquid at the bottom.5. Store the suspended plasmid at -20°C. The DNA is stable for at least one year from date of shipping when stored at -20°C.
RefSeq:	NM_014991.6
RefSeq Size:	14315 bp
RefSeq ORF:	10581 bp
Locus ID:	23001
UniProt ID:	Q8IZQ1
Cytogenetics:	4q21.23
Domains:	FYVE, Beach, WD40
Gene Summary:	<p>This gene encodes a phosphatidylinositol 3-phosphate-binding protein that functions as a master conductor for aggregate clearance by autophagy. This protein shuttles from the nuclear membrane to colocalize with aggregated proteins, where it complexes with other autophagic components to achieve macroautophagy-mediated clearance of these aggregated proteins. However, it is not necessary for starvation-induced macroautophagy. [provided by RefSeq, May 2010]</p>