

Product datasheet for **RG219978**

Dystrophin (DMD) (NM_000109) Human Tagged ORF Clone

Product data:

Product Type:	Expression Plasmids
Product Name:	Dystrophin (DMD) (NM_000109) Human Tagged ORF Clone
Tag:	TurboGFP
Symbol:	DMD
Synonyms:	BMD; CMD3B; DXS142; DXS164; DXS206; DXS230; DXS239; DXS268; DXS269; DXS270; DXS272; MRX85
Mammalian Cell Selection:	Neomycin
Vector:	pCMV6-AC-GFP (PS100010)
E. coli Selection:	Ampicillin (100 ug/mL)
ORF Nucleotide Sequence:	>RG219978 representing NM_000109 Red=Cloning site Blue=ORF Green=Tags(s)

TTTTGTAATACGACTCACTATAGGGCGGCCGGAATTCGTCGACTGGATCCGGTACCGAGGAGATCTGCC
GCC**CGATCGCC**

ATGGAAGATGAAAGAGAAGATGTTCAAAAGAAAACATTACAAAAATGGGTAAATGCACAATTTTCTAAGT
TTGGGAAGCAGCATATTGAGAACCTCTTCAGTGACCTACAGGATGGGAGGCGCCTCTAGACCTCTCGA
AGGCCTGACAGGGCAAAAAGTCCAAAAGAAAAGGATCCACAAGAGTTCATGCCCTGAACAATGTCAAC
AAGGCACTGCGGGTTTTGCAGAACAATAATGTTGATTTAGTGAATATTGGAAGTACTGACATCGTAGATG
GAAATCATAAACTGACTCTTGGTTTGGTATATAATCCTCCACTGGCAGGTCAAAAATGTAATGAA
AAATATCATGGCTGGATTGCAACAAACCAACAGTAAAAGATTCTCCTGAGCTGGTCCGACAATCAACT
CGTAATTATCCACAGGTTAATGTAATCAACTTCACCACCAGCTGGTCTGATGGCCTGGCTTTGAATGCTC
TCATCCATAGTCATAGGCCAGACCTATTTGACTGGAATAGTGTGGTTTGCCAGCAGTCAGCCACACAACG
ACTGGAACATGCATTCAACATCGCCAGATATCAATTAGGCATAGAGAACTACTCGATCCTGAAGATGTT
GATACCACCTATCCAGATAAGAAGTCCATCTTAATGTACATCACATCACTCTTCCAAGTTTTGCCTCAAC
AAGTGAGCATTGAAGCCATCCAGGAAGTGGAAATGTTGCCAAGGCCACCTAAAGTGACTAAAGAAGAACA
TTTTCAGTTACATCATCAAAATGCACTATTCTCAACAGATCACGGTCAGTCTAGCACAGGGATATGAGAGA
ACTTCTCCCTAAGCCTCGATTCAAGAGCTATGCCTACACACAGGCTGCTTATGTCACCACCTCTGACC
CTACACGGAGCCCATTTCTTCCACAGCATTGGAAGCTCCTGAAGACAAGTCATTTGGCAGTTTCATTGAT
GGAGAGTGAAGTAAACCTGGACCGTTATCAACAGCTTTAGAAGAAGTATTATCGTGGCTCTTTCTGCT
GAGGACACATTGCAAGCAAGGAGAGATTTCTAATGATGTGGAAGTGGTAAAAGACCAGTTTCATACTC
ATGAGGGGTACATGATGGATTTGACAGCCCATCAGGGCCGGTTGGTAATATTCTACAATTTGGGAAGTAA
GCTGATTTGGAACAGGAAAATTATCAGAAGATGAAGAACTGAAGTACAAGAGCAGATGAATCTCCTAAAT
TCAAGATGGGAATGCCTCAGGGTAGCTAGCATGGAAAAACAAAGCAATTTACATAGAGTTTTAATGGATC
TCCAGAATCAGAACTGAAAGAGTTGAATGACTGGCTAACAAAAACAGAAGAAACAAGGAAAATGGA



[View online »](#)

GGAAGAGCCTCTTGGACCTGATCTTGAAGACCTAAAACGCCAAGTACAACAACATAAGGTGCTTCAAGAA
GATCTAGAACAAGAACAAGTCAGGGTCAATTCTCTCACTCACATGGTGGTGGTAGTTGATGAATCTAGTG
GAGATCACGCAACTGCTGCTTTGGAAGAACAACCTTAAGGTATTGGGAGATCGATGGGCAACATCTGTAG
ATGGACAGAAGACCGCTGGGTTCTTTACAAGACATCCTTCTCAAATGGCAACGTCTTACTGAAGAACAG
TGCCTTTTAGTGCATGGCTTTCAGAAAAAGAAGATGCAGTGAACAAGATTACACAACCTGGCTTTAAAG
ATCAAAATGAAATGTTATCAAGTCTTCAAAAACCTGGCCGTTTTAAAAGCGGATCTAGAAAAAGAAAAAGCA
ATCCATGGGCAAACTGTATTCACCTCAAACAAGATCTTCTTTCAACACTGAAGAATAAGTCAGTGACCCAG
AAGACGGAAGCATGGCTGGATAACTTTGCCCGGTGGGATAATTTAGTCCAAAAACTGAAAAGAGTA
CAGCACAGATTTACAGGCTGTACCACCACTCAGCCATCACTAACACAGACAACCTGTAATGGAAAACAGT
AACTACGGTGACCACAAGGGAACAGATCCTGGTAAAGCATGCTCAAGAGGAACTCCACCACCACCTCCC
CAAAAGAAGAGGCAGATTACTGTGGATTCTGAAATTAGGAAAAGTTGGATGTTGATATAACTGAACTTC
ACAGCTGGATTACTCGCTCAGAAGCTGTGTTGCAGAGTCTGAATTTGCAATCTTTCGGAAGGAAGGCAA
CTTCTCAGACTTAAAAGAAAAAGTCAATGCCATAGAGCGAGAAAAAGCTGAGAAGTTCAGAAAACTGCAA
GATGCCAGCAGATCAGCTCAGGCCCTGGTGAACAGATGGTGAATGAGGGTGTTAATGCAGATAGCATCA
AACAGCCTCAGAACAACCTGAACAGCCGGTGGATCGAATTCTGCCAGTTGCTAAGTGAGAGACTTAACTG
GCTGGAGTATCAGAACAACATCATCGCTTCTATAATCAGCTACAACAATTTGGAGCAGATGACAACACT
GCTGAAAACCTGGTTGAAAATCCAACCCACCACCCCATCAGAGCCAAACAGCAATTTAAAAGTCAAGTAAAAA
TTTGTAAGGATGAAGTCAACCGGCTATCAGGTCTTCAACCTCAAATTTGAACGATTTAAAAATTTCAAAGCAT
AGCCCTGAAAGAGAAAGGACAAGGACCCATGTTCTGGATGCAGACTTTGTGGCCTTTACAAATCATTTT
AAGCAAGTCTTTTCTGATGTGCAGGCCAGAGAGAAAGAGCTACAGACAATTTTGGACACTTTGCCACCAA
TGCGCTATCAGGAGACCATGAGTGCCATCAGGACATGGGTCCAGCAGTGCAGAAACCAACTCTCCATACC
TCAACTTAGTGCACCGACTATGAAATCATGGAGCAGAGACTCGGGGAATTGCAGGCTTTACAAAGTTCT
CTGCAAGAGCAACAAGTGGCCTATACTATCTCAGCACCCTGTGAAAGAGATGTGCAAGAAAGGCGCCCT
CTGAAATTTAGCCGAAATATCAATCAGAATTTGAAGAAATTTGAGGGACGCTGGAAGAAGCTCTCCTCCCA
GCTGGTTGAGCATTGTCAAAAGCTAGAGGAGCAATGAATAAACTCCGAAAAATTCAGAATCACATACAA
ACCCTGAAGAAATGGATGGCTGAAGTTGATGTTTTCTGAAGGAGGAATGGCCTGCCCTTGGGGATTGAG
AAATTTCAAAAAAGCAGCTGAAACAGTGCAGACTTTTAGTCAGTGATATTCAGACAATTCAGCCCAGTCT
AAACAGTGTCAATGAAGGTGGCAGAAGATAAAGAATGAAGCAGAGCCAGAGTTTGTTCGAGACTTGAG
ACAGAACTCAAAGAACTTAACTCAGTGGGATCACATGTCCAACAGGTCTATGCCAGAAAGGAGGCCCT
TGAAGGGAGGTTTGGAGAAAACCTGAAGCCTCCAGAAAGATCTATCAGAGATGCACGAATGGATGACACA
AGCTGAAGAAGAGTATCTTGAGAGAGATTTTGAATATAAACTCCAGATGAATTACAGAAAGCAGTTGAA
GAGATGAAGAGAGCTAAAGAAGAGGCCCAACAAAAAGAAGCGAAAGTGAACCTCTTACTGAGTCTGTAA
ATAGTGTATAGCTCAAGCTCCACCTGTAGCACAAAGAGGCCCTAAAAAAGGAACTTGAACTCTAACCCAC
CACTACCAGTGGCTCTGCACTAGGCTGAATGGGAAATGCAAGACTTTGGAAAGAGTTTGGGCATGTTGG
CATGAGTTATTGTACTATTGGAGAAAGCAAAAGTGGCTAAATGAAGTAGAATTTAACTTAAAAACCA
CTGAAAACATTCTGGCGGAGCTGAGGAAATCTCTGAGGTGCTAGATTCACTTAAAAATTTGATGCGACA
TTCAGAGGATAACCCAAATCAGATTGCGATATTGGCACAGACCCTAACAGATGGCGGAGTCATGGATGAG
CTAATCAATGAGGAACTTGAGACATTTAATTTCTGTTGGAGGAACTACATGAAGAGGCTGTAAAGGAGGC
AAAAGTTGCTTGAACAGAGCATCCAGTCTGCCAGGAGACTGAAAAATCCTTACACTTAAATCCAGGAGTC
CTCACATTCATTGACAAGCAGTTGGCAGCTTATATTGCAGACAAGGTGGACGCAGCTCAAATGCCTCAG
GAAGCCCAGAAAAATCCAATCTGATTTGACAAGTATGAGATCAGTTTAGAAGAAATGAAGAAACATAATC
AGGGGAAGGAGGCTGCCAAAGAGTCTGTCTCAGATTGATGTTGCACAGAAAAAATTAAGATGTCTC
CATGAAGTTTCGATTATTCAGAAACCAGCCAATTTTGGAGCAGCTTACAAGAAAGTAAGATGATTTTA
GATGAAGTGAAGATGCATTGCCTGCATTGAAACAAAGAGTGTGGAACAGGAAGTAGTACAGTACAGC
TAAATCATTGTGTAACCTGTATAAAAGTCTGAGTGAAGTGAAGTCTGAAGTGGAAATGGTGATAAAGAC
TGGACGTCAGATTGTACAGAAAAAGCAGACGGAAAAATCCCAAAGAACTTGATGAAAGAGTAAACAGCTTTG
AAATTCATTATATGAGCTGGGAGCAAAGGTAACAGAAAGAAAGCAACAGTTGGAGAAATGCTTGAAT
TGTCCTCGTAAGATGCGAAAGGAAATGAATGTCTTGACAGAATGGCTGGCAGCTACAGATATGGAATTTGAC
AAAGAGATCAGCAGTTGAAGGAATGCCTAGTAATTTGGATTCTGAAGTTGCCTGGGGAAAGGCTACTCAA
AAAGAGATTGAGAAACAGAAAGGTGCACCTGAAGAGTATCACAGAGGTAGGAGAGGCCCTGAAAACAGTTT
TGGGCAAGAAGGAGACGTTGGTGGAAAGATAAACTCAGTCTTCTGAATAGTAACTGGATAGCTGTCACCTC
CCGAGCAGAAGAGTGGTTAAATCTTTTGTGGAATACCAGAAACACATGGAACTTTTGACCAGAATGTG

GACCACATCACAAAGTGGATCATTTCAGGCTGACACACTTTTGGATGAATCAGAGAAAAAGAAACCCAGC
AAAAAGAAGACGTGCTTAAGCGTTTAAAGGCAGAACTGAATGACATACGCCCAAAGGTGGACTCTACACG
TGACCAAGCAGCAAACCTTGATGGCAAACCGCGGTGACCACTGCAGGAAATTAGTAGAGCCCCAAATCTCA
GAGCTCAACCATCGATTTGCAGCCATTTACACAGAATTAAGACTGGAAGGCCTCCATTCCTTTGAAGG
AATTGGAGCAGTTAACTCAGATATACAAAAATGCTTGAACCACTGGAGGCTGAAATTCAGCAGGGGGT
GAATCTGAAAGAGGAAGACTTCAATAAAGATATGAATGAAGACAATGAGGGTACTGTAAAAGAATTTGTTG
CAAAGAGGAGACAACCTTACAACAAGAATCACAGATGAGAGAAAGCGAGAGGAAATAAAGATAAAACAGC
AGCTGTTACAGACAAAACATAATGCTCTCAAGGATTTGAGGTCTCAAAGAAGAAAAAAGGCTCTAGAAAT
TTCTCATCAGTGGTATCAGTACAAGAGGCGAGGCTGATGATCTCCTGAAATGCTTGGATGACATTGAAAA
AAATTAGCCAGCCTACCTGAGCCAGAGATGAAAGGAAAAAAGGAAATGATCGGGAATTGCAGAAGA
AGAAAGAGGAGCTGAATGCAGTGCCTAGGCAAGCTGAGGGCTTGTCTGAGGATGGGGCCGAATGCGAGT
GGAGCCAACCTCAGATCCAGCTCAGCAAGCGCTGGCGGAAATGAGAGCAAAATTTGCTCAGTTTCGAAGA
CTCAACTTTGCACAAATTCACACTGTCCGTGAAGAAACGATGATGGTGTGACTGAAGACATGCCTTTGG
AAATTTCTTATGTGCCTTCTACTATTTGACTGAAATCACTCATGTCTCACAAGCCCTATTAGAAGTGA
ACAACCTCTCAATGCTCCTGACCTCTGTGCTAAGGACTTTGAAGATCTCTTAAAGCAAGAGGAGTCTCTG
AAGAATATAAAGATAGTCTACAACAAAGCTCAGGTCCGATTGACATTATTCATAGCAAGAGACAGCAG
CATTGCAAAGTGCAACGCCTGTGAAAGGGTGAAGCTACAGGAAGCTCTCTCCAGCTTGATTTCCAATG
GGAAAAAGTTAACAAAATGTACAAGGACCGACAAGGGCGATTTGACAGATCTGTTGAGAAATGGCGGCGT
TTTCATTATGATATAAAGATATTTAATCAGTGGCTAACAGAAGCTGAACAGTTTCTCAGAAAAGACACAAA
TTCCTGAGAAATGGGAACATGCTAAATACAAATGGTATCTTAAGGAACTCCAGGATGGCATTGGGCAGCG
GCAAACCTGTTGTCAGAACATTGAATGCAACTGGGAAGAAATAATTCAGCAATCCTCAAAAACAGATGCC
AGTATTTACAGGAAAAATTTGGGAAGCCTGAATCTGCGGTGGCAGGAGGTCTGCAACAGCTTTCAGACA
GAAAAAAGAGGCTAGAAGAACAAGAATACTTGTGAGAAATTTCAAAGAGATTTAAATGAATTTGTTTT
ATGGTTGGAGGAAGCAGATAACATTTGCTAGTATCCCACTTGAACCTGGAAAAGAGCAGCAACTAAAAGAA
AAGCTTGAGCAAGTCAAGTACTGGTGGAAAGTTGCCCTGCGCCAGGGAAATTCAAAACAATTAATG
AACTGGAGGACCCGTGCTTGTAAAGTGTCCCATAAGCCCAAGAGCAAGATAAACTTGAAAAAAGCT
CAAGCAGACAAAATCTCCAGTGGATAAAGGTTTCCAGAGCTTTACCTGAGAAAACAAGGAGAAATTAAGCT
CAAATAAAGACCTTGGCAGCTTGAAAAAAGCTTGAAGACCTTGAAGAGCAGTTAAATCATCTGCTGC
TGTGGTTATCTCCTATTAGGAATCAGTTGGAAATTTATAACCAACCAACCAAGAAGGACCATTTGACGT
TCAGGAAACTGAAATAGCAGTTCAAGCTAAACAACCGGATGTGGAAGAGATTTTGTCTAAGGGCAGCAT
TTGTACAAGGAAAAACCAGCCACTCAGCCAGTGAAGAGGAAGTTAGAAGATCTGAGCTCTGAGTGGAAAG
CGGTAACCGTTTTACTTCAAGAGCTGAGGGCAAAGCAGCCTGACCTAGCTCCTGGACTGACCACTATTGG
AGCCTCTCCTACTCAGACTGTTACTCTGGTGACACAACCTGTGGTACTAAGGAAACTGCCATCTCCAAA
CTAGAAATGCCATCTTCTTGTGTTGGAGGTACCTGCTCTGGCAGATTTCAACCGGGCTTGGACAGAAC
TTACCGACTGGCTTTCTCTGCTTGTCAAGTTATAAAATCACAGAGGGTGTGTTGGGTGACCTTGAAGGA
TATCAACGAGATGATCATCAAGCAGAAGGCAACAATGCAGGATTTGGAACAGAGGCGTCCCAGTTGGAA
GAACTCATTACCCTGCCAAAATTTGAAAAACAAGACCAGCAATCAAGAGGCTAGAACAATCATTACGG
ATCGAATTGAAAGAAATTCAGAATCAGTGGATGAAGTACAAGAACACCTTCAAGACCGGAGGCAACAGTT
GAATGAAATGTTAAAGGATTCACACAATGGCTGGAAGCTAAGGAAGAAGCTGAGCAGTCTTAGGACAG
GCCAGAGCCAAGCTTGAATCATGGAAGGAGGGTCCCTATACAGTATGCAATCCAAAAGAAAAATCACAG
AAACCAAGCAGTTGGCCAAAGACCTCCGCCAGTGGCAGACAAATGTAGATGTGGCAAATGACTTGGCCCT
GAAACTTCTCCGGGATTATTCTGCAGATGATACCAGAAAAGTCCACATGATAACAGAGAATATCAATGCC
TCTTGGAGAAGCATTCAAAAAGGGTGAAGTGAAGGAGGCTGCTTTGGAAGAACTCATAGATTACTGC
AACAGTTCCCTTGACCTGGAAAAGTTTCTTGCCTGGCTTACAGAAGCTGAAACAACCTGCCAATGTCT
ACAGGATGCTACCGTAAGGAAAGGCTCCTAGAAGACTCCAAGGGAGTAAAAGAGCTGATGAAACAATGG
CAAGACCTCAAGGTGAAATTAAGCTCACACAGATGTTTATCACAACCTGGATGAAAACAGCCAAAAAA
TCCTGAGATCCCTGGAAGGTTCCGATGATGCAGTCTGTTACAAAAGACGTTTGGATAACATGAATTCAA
GTGGAGTGAACCTCGGAAAAAGTCTCTCAACATTAGGTCCATTTGGAAGCCAGTTCTGACCAGTGGAAAG
CGTCTGCACCTTTCTCTGCAGGAACCTTCTGGTGTGGCTACAGCTGAAAGATGATGAATTAAGCCGGCAGG
CACCTATTGGAGGCGACTTTCCAGCAGTTCAGAAGCAGAACGATGTACATAGGGCCTTCAAGAGGGAAT
GAAAACATAAAGAACCTGTAATCATGAGTACTCTTGAAGTGTACGAAATTTCTGACAGAGCAGCCTTTG
GAAGGACTAGAGAACTCTACCAGGAGCCAGAGAGCTGCCTCCTGAGGAGAGAGCCAGAATGTCACTC

```

GGCTTCTACGAAAGCAGGCTGAGGAGGTCAATACTGAGTGGGAAAAATTGAACCTGCACTCCGCTGACTG
GCAGAGAAAAATAGATGAGACCCCTTGAAGACTCCAGGAACCTCAAGAGGCCACGGATGAGCTGGACCTC
AAGCTGCGCCAAGCTGAGGTGATCAAGGGATCCTGGCAGCCCGTGGGCGATCTCCTCATTGACTCTCTCC
AAGATCACCTCGAGAAAGTCAAGGCACTTCGAGGAGAAATTGCGCCTCTGAAAGAGAACGTGAGCCACGT
CAATGACCTTGTCTGCCAGCTTACCCTTTGGGCATTAGCTCTACCCGTATAACCTCAGCACTCTGGAA
GACCTGAACACCAGATGGAAGCTTCTGCAGGTGGCCGTCGAGGACCGAGTCAGGCAGCTGCATGAAGCCC
ACAGGGACTTTGGTCCAGCATCTCAGCACTTTTCCACGTCTGTCCAGGGTCCCTGGGAGAGGCCAT
CTCGCCAAAACAAAGTGCCCTACTATATCAACCAGGAGACTCAAACAACCTGCTGGGACCATCCAAAATG
ACAGAGCTCTACCAGTCTTTAGCTGACCTGAATAATGTCAGATTCTCAGCTTATAGGACTGCCATGAAAC
TCCGAAGACTGCAGAAGGCCCTTTGCTTGGATCTCTTGAGCCTGTGAGCTGCATGTGATGCCTTGGACCA
GCACAACCTCAAGCAAAATGACCAGCCCATGGATATCCTGCAGATTATTAATTGTTTGACCACTATTTAT
GACCGCTGGAGCAAGAGCACACAATTTGGTCAACGTCCCTCTCTGCGTGGATATGTGTCTGAACTGGC
TGCTGAATGTTTATGATACGGGACGAACAGGGAGGATCCGTGCTCTGCTTTTAAAAGTGGCATCATTTT
CCTGTGTAAGCACATTTGGAAGACAAGTACAGATACCTTTTCAAGCAAGTGGCAAGTTCAACAGGATTT
TGTGACCAGCGCAGGCTGGCCCTCTTCTGCATGATTCTATCCAATTTCAAGACAGTTGGGTGAAGTTG
CATCCTTTGGGGCAGTAACATTGAGCCAAGTGTCCGGAGCTGCTTCCAATTTGCTAATAATAAGCCAGA
GATCGAAGCGGCCCTCTTCTAGACTGGATGAGACTGGAACCCAGTCCATGGTGTGGCTGCCCGTCCCTG
CACAGAGTGGCTGCTGCAGAAACTGCCAAGCATCAGGCCAAATGTAACTCTGCAAAGAGTGTCCAATCA
TTGGATTACAGGTACAGGAGTCTAAAGCACTTTAATTATGACATCTGCCAAAGCTGCTTTTTTTCTGGTGC
AGTTGCAAAGGCCATAAAATGCACTATCCCATGGTGGAAATTTGCACTCCGACTACATCAGGAGAAGAT
GTTGAGACTTTGCCAAGTACTAAAAACAATTTGAAACAAAAGGATTTTGGCAAGCATCCCCGAA
TGGGCTACCTGCCAGTGCAGACTGTCTTAGAGGGGGACAACATGGAACCTCCCGTTACTCTGATCAACT
CTGGCCAGTAGATTCTGCGCCTGCCTCCTCCCTCAGCTTTACACGATGATACTCATTACCGCAATTGAA
CATTATGCTAGCAGGCTAGCAGAAATGGAAAACAGCAATGGATCTTATCTAAATGATAGCATCTCTCCTA
ATGAGAGCATAGATGATGAACATTTGTTAATCCAGCATTACTGCCAAAGTTTGAACCAGGACTCCCCCT
GAGCCAGCCTCGTAGTCTGCCAGATCTTGATTTCTTAGAGAGTGAAGAAAGAGGGGAGCTAGAGAGA
ATCCTAGCAGATCTTGAGGAAGAAAACAGGAATCTGCAAGCAGAAATGACCGTCTAAAGCAGCAGCAG
AACATAAAGGCCGTGCCCACTGCCGTCCCTCCTGAAATGATGCCACCTCTCCCAGAGTCCCCGGGA
TGCTGAGCTCATTGCTGAGGCCAAGCTACTGCGTCAACACAAAGGCCGCTGGAAGCCAGGATGCAATC
CTGGAAGACCACAATAAACAGCTGGAGTACAGTTACACAGGCTAAGGCAGCTGTGGAGCAACCCAGG
CAGAGGCCAAAGTGAATGGCACAACGGTGTCTCTCCTTACCTCTCTACAGAGTCCGACAGCAGTCA
GCCTATGCTGCTCCGAGTGGTTGGCAGTCAAATTCGGACTCCATGGGTGAGGAAGATCTTCTCAGTCT
CCCCAGGACACAAGCACAGGGTTAGAGGAGGTGATGGAGCAACTCAACAACCTCTCCCTAGTTCAGAG
GAAGAAATACCCCTGAAAGCCAATGAGAGAGGACACAATG
    
```

ACGCGTACGCGGCCGCTCGAG – GFP Tag – GTTTAA

Protein Sequence:

>RG219978 representing NM_000109
 Red=Cloning site Green=Tags(s)

```

MEDEREDVQKKTFTKWVNAQFSKFGKQHIENLFSDLQDGRRLDLLLEGLTGQKLPKEKGSTRVHALNNVN
KALRVLQNNVLDLVNIGSTDIVDGNHKLTLGLIWNIIILHWQVKNVMKNIMAGLQQTNSEKILLSWVRQST
RNYPQVNVINFTTSDWGLALNALIHSRPLDFWNSVVCQQSATQRLEHAFNIARYQLGIEKLLDPEDV
DTTYPDKKSILMYITSLFQVLPQQVSIETIQAQVEMLPRPPKVTKEEHFQLHHQMHSQQITVSLAQGYER
TSSPKPRFKSYAYTQAAYVTTSDPTRSPFSPQHLEAPEDKSFSSLMSEVNLDRYQTALAEVLSWLLSA
EDTLQAQGEISNDVEVVKDQFHTEGYMMDLTAHQGRVGNILQLGSKLIGTGKLEDEETEVEQEQMNLN
SRWECLRVASMEKQSNLHRVLMDLQNKLKELDNLTKTEERTRKMEEEPLGPDLEDLKRQVQKHVQLQE
DLEQEQRVNSLTHMVVVVDESSGDHATAALEEQKVLGDRWANICRWTEDRWVLLQDILLKQWRLTEEQ
CLFSAWLSEKEDAVNKIHTTGFKDQNEMLSSLQKLAVLKADLEKKQSMGKLYSLKQDLLSTLKNKSVTQ
KTEAWLDNFARCDNLVQKLEKSTAQISQAVTTTQPSLTQTTVMETVTTVTTREQILVKHAQEELPPPPP
QKKRQITVDSEIRKRLDVIDITELHSWITRSEAVLQSPEFAIFRKEGNFSDLKEKVNAIEREKAIEKFRKLQ
DASRSAQALVEQMVNEGVNADSIKQASEQLNSRWIEFCQLLSERLNWLEYQNNIIAFYNQLQQLEQMTT
AENWLKIQPTTTPSEPTAIKSQLICKDEVNRLSGLQPQIERLKIQSIALKEKGQGPMLDADFVAFVTFNH
    
```

KQVFSDVQAREKELQTI FDTLPPMR YQETMSAIR TWVQQSETKLSIPQLSVTDYEIMEQRLGELQALQSS
 LQEQQSSGLYYLSTTVKEMSKKAPSEISRKYQSEFEIEIEGRWKKLSSQLVEHCQKLEEQMNLKRIQNHQ
 TLKKWMAEVDVFLKEEWPALGDSEILKKQLKQCRLLVSDIQTIQPSLNSVNEGGQIKNEAEPEFASRLE
 TELKELNTQWDHMCQQVYARKEALKGGLEKTVSLQKDLSEMHEWMTQAE EYLERDFEYKTPDELQKAVE
 EMKRAKEEAQQKEAKVKLLTESVNSVIAQAPPVAQEALKKELETLTTNYQWLCTRLNGKCKTLEE V WACW
 HELLSYLEKANKWLNEVEFKLKT TENIPGGAEI SEVLDSLENLMRHS EDPNPQIRILAQTLDGGVMDE
 LINELETFN SRWRELHEEAVRRQKLEEQSIQSAQETEKSLHLIQESLTFIDKQLAAYIADKVDAAMPQ
 EAQKIQSDLTSHEISLEEMKKHNQGEAAQRVLSQIDVAQKQLQDVSMKFRL FQKPANFEQRLQESKMIL
 DEVKMHLPAL ETKSVEQEVVQS QLNHCVNLYKSLSEVKSEVEMV IKTGRQIVQKQ TENPKELDERVTAL
 KLHYNELGAKVTERKQQLKCLKLSRKM RKEMNVLTEWLAATDMELTKRS AVEGMP SNLDSEVAWGKATQ
 KEIEKQKVHLKSITEVGEALKTVLGK KETLVEDKLSLLNSNWI AVTSRAEEWLNLLLEYQKHMETFQNV
 DHITKWI IQADTLLDESEKKPQQKEDVLKRLKAE LNDIRPKVDSTRDQAANLMANRGD HCRKLV EPQIS
 ELNHRFAAISHRIKTGKASIP LKELEQFN SDIQKLL EPLEAEIQQGVNLKEEDFNKDMNEDNEGT VKELL
 QRGDNLQQRITDERKREEIKIKQQLLQTKHNALKDLRSQRKKALEISHQWYQYKRQADDLLKCLDDIEK
 KLASLPEPRDERKIKEIDRELQKKKEELNAVRRQAEGLSEDGAAMAVEPTQIQLSKRWRREIESKFAQFRR
 LNFAQIHTVREETMMVMTE DMPL EISYVPSTYLTEITHVSQALLEVEQLLNAPDLCAKDFEDL FKQEE SL
 KNIKDSLQSSGRIDI IHSKKTAAALQSATPVERVKLQEALSQLDFQWEKVNKMYKDRQGRFDRSVEKWR
 FHYDIKIFNQLTEAEQFLRKTQIPENWEHAKYKWLKELQDGIQORQTVVRTL NATGEEI IQSSKTD A
 SILQEKLGSNLNRWQEVCKQLSDRKKRLEE QKNILSEFQRDLNEFV LWE EADNIASIPLEPGKEQQLKE
 KLEQVKLLVEELPLRQGIKQLNETGGPVLVSAPI SPEEQDKLENL KQTNLQWIKVSRALPEKQGEIEA
 QIKDLGQLEKKLEDLEEQLNHL LVLSP IRNQL E IYNQPNQEGPFDVQETEIAVQAKQPDVEEILSKGQH
 LYKEKPATQPVKRKLEDLSSEWKAVNRLLQELRAKQPD LAPGLTTIGASPTQTVLTVTPVVTKETAI SK
 LEMPSSMLLEVPALADFNRAWTELDWL SLLDQVIKSQRVMVGDLEDINEMI IKQKATMQDLEQRRPQLE
 ELITAAQNLKNKTSNQEARTIITDRIERI QNQWDEVQEHLQNRQQLNEMLKDSTQWLEAKEEAEQVLGQ
 ARAKLESWKEGPTYVD AIQKKITETKQLAKDLRQWQTNVDVANDLALKLLRDYSADDTRKVHMITENINA
 SWRSIHKRVSEREAAL EETHRLLQQFPLDLEKFLAWL TEAETTANVLQDATRKERLLED SKGVKELMKQW
 QDLQGEIEAHTD VYHNL DENSQKILRSLEGSDDAVLLQRRLDNMNFK WSELRKKSLNIRSHLEASSDQWK
 RLHL SLQELLVWLQLKDD ELSRQAPIGGDFPAVQKQNDVHRAFKRELKTKEPVIMSTLETVRIFLTEQPL
 EGLEKLYQEPREL PPEERAQNVTRLLRKQAEVNT EWEKLNLSADWQRKIDETLERLQELQEATDEL DL
 KLRQAEVIKGSWQPVGDLLIDSLQDHLEKVKALRGEIAPLKENVSHVNDLARQL TTLGIQLSPYNLSTLE
 DLNTRWKL LQVAVEDRVRQLHEAHRDFGPASQHFLSTSVQGPWERAI SPNKVPYYINHETQTTCWDHPKM
 TELYQSLADLNNVRF SAYRTAMKLRRLQKALCLDLLSLSAACDALDQHNLKQNDQPM DILQIINCLTTIY
 DRLEQEHN NLVNVPLCVDMLN WLLNVYDTGR TGRIRVLSFKTGIISLCKAHLEDKYRYL FKQVASSTGF
 CDQRRLLGLLHDSIQIPRQLGEVASFGGSNI EPSVRS CFQFANNKPEIEAALFLDWMRLEPQSMVWLPVL
 HRVAAAETAKHQAKNICKECPIIGFRYRSLKHFNYD ICQSCFFSGRVAKGHKMHYPMVEYCTPTTSGED
 VRDFAKVLKKNFRTKRYFAKHPRMGYLPVQTVLEGNMTPVTLINFWPVDSAPASSPQLSHDDTHSRIE
 HYASRLAEMENSNGSYLNDISPNESIDDEHLLIQHYCQSLNQDSPLSQPRSPAQILISLESEERGELER
 ILADLEENRNLQAEYDR LKQQHEHKGLSPLSPPEMMP TSPQSPRDAELIAEAKLLRQHKGRLEARMQI
 LEDHNKQLESQ LHR LRQLLEQPQAEAKVNGTTVSSPSTSLQRSDSSQPMLLRVVGSTSDSMGEEDLLSP
 PQDTSTGLEEVMEQLNNSFPSSRGRNTPGKPMREDTM

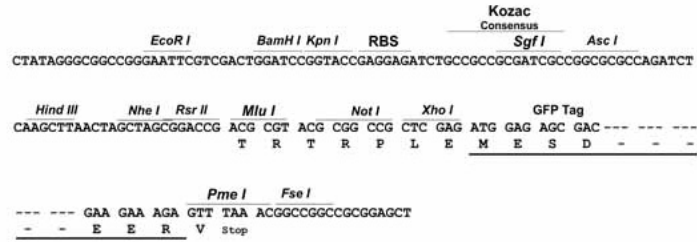
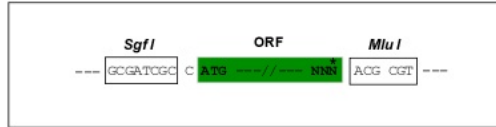
TRTRPLE - GFP Tag - V

Restriction Sites:

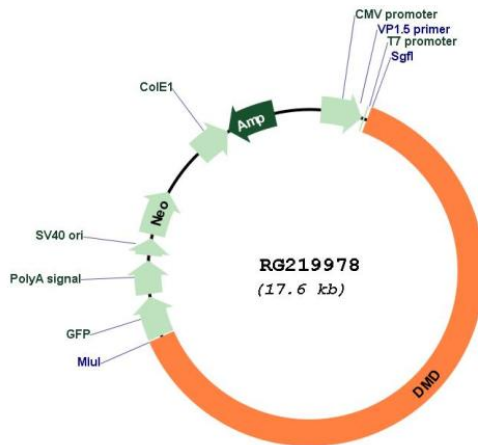
Sgfl-MluI

Cloning Scheme:

Cloning sites used for ORF Shutting:



Plasmid Map:



ACCN: NM_000109
 ORF Size: 11031 bp

OTI Disclaimer:	<p>Due to the inherent nature of this plasmid, standard methods to replicate additional amounts of DNA in E. coli are highly likely to result in mutations and/or rearrangements. Therefore, OriGene does not guarantee the capability to replicate this plasmid DNA. Additional amounts of DNA can be purchased from OriGene with batch-specific, full-sequence verification at a reduced cost. Please contact our customer care team at custsupport@origene.com or by calling 301.340.3188 option 3 for pricing and delivery.</p> <p>The molecular sequence of this clone aligns with the gene accession number as a point of reference only. However, individual transcript sequences of the same gene can differ through naturally occurring variations (e.g. polymorphisms), each with its own valid existence. This clone is substantially in agreement with the reference, but a complete review of all prevailing variants is recommended prior to use. More info</p>
OTI Annotation:	<p>This clone was engineered to express the complete ORF with an expression tag. Expression varies depending on the nature of the gene.</p>
Components:	<p>The ORF clone is ion-exchange column purified and shipped in a 2D barcoded Matrix tube containing 10ug of transfection-ready, dried plasmid DNA (reconstitute with 100 ul of water).</p>
Reconstitution Method:	<ol style="list-style-type: none">1. Centrifuge at 5,000xg for 5min.2. Carefully open the tube and add 100ul of sterile water to dissolve the DNA.3. Close the tube and incubate for 10 minutes at room temperature.4. Briefly vortex the tube and then do a quick spin (less than 5000xg) to concentrate the liquid at the bottom.5. Store the suspended plasmid at -20°C. The DNA is stable for at least one year from date of shipping when stored at -20°C.
RefSeq:	<p>NM_000109.3, NP_000100.2</p>
RefSeq Size:	<p>14069 bp</p>
RefSeq ORF:	<p>11034 bp</p>
Locus ID:	<p>1756</p>
UniProt ID:	<p>P11532</p>
Cytogenetics:	<p>Xp21.2-p21.1</p>
Protein Pathways:	<p>Arrhythmogenic right ventricular cardiomyopathy (ARVC), Dilated cardiomyopathy, Hypertrophic cardiomyopathy (HCM), Viral myocarditis</p>
Gene Summary:	<p>This gene spans a genomic range of greater than 2 Mb and encodes a large protein containing an N-terminal actin-binding domain and multiple spectrin repeats. The encoded protein forms a component of the dystrophin-glycoprotein complex (DGC), which bridges the inner cytoskeleton and the extracellular matrix. Deletions, duplications, and point mutations at this gene locus may cause Duchenne muscular dystrophy (DMD), Becker muscular dystrophy (BMD), or cardiomyopathy. Alternative promoter usage and alternative splicing result in numerous distinct transcript variants and protein isoforms for this gene. [provided by RefSeq, Dec 2016]</p>