

Product datasheet for **RG219690**

AKAP9 (NM_147185) Human Tagged ORF Clone

Product data:

Product Type:	Expression Plasmids
Product Name:	AKAP9 (NM_147185) Human Tagged ORF Clone
Tag:	TurboGFP
Symbol:	AKAP9
Synonyms:	AKAP-9; AKAP350; AKAP450; CG-NAP; HYPERION; LQT11; MU-RMS-40.16A; PPP1R45; PRKA9; YOTIAO
Mammalian Cell Selection:	Neomycin
Vector:	pCMV6-AC-GFP (PS100010)
E. coli Selection:	Ampicillin (100 ug/mL)
ORF Nucleotide Sequence:	>RG219690 representing NM_147185 Red=Cloning site Blue=ORF Green=Tags(s)

TTTTGTAATACGACTCACTATAGGGCGGCCGGAATTCGTCGACTGGATCCGGTACCGAGGAGATCTGCC
GCC**GCGATCGCC**

ATGGAGGACGAGGAGAGACAGAAGAAGCTGGAGGCCGGCAAAGCCAAGCTTGCCAGTTTCGACAAAGAA
AAGCTCAGTCGGATGGGCAGAGTCCTTCCAAGAAGCAGAAAAAAGAGAAAAACGTCAAGCAGTAAACA
TGATGTGTGAGCAGCACCATGATTTGAATATTGATCAATCACAGTGAATGAAATGTACATAAATAGTTCT
CAGAGAGTAGAATCAACTGTGATTCCTGAATCTACAATAATGAGAACTCTACATAGTGGAGAAATAACCA
GTCATGAGCAGGGCTTCTGTGGAAGTGGAAAGTGAATTTCAACCACAGCAGATGACTGCAGTTCAGA
GGTAAATGGTTGCAGTTTGTGATGAGAACAGGAAAGCCTACAAATTTAAGGGAAGAAGAATTTGGT
GTTGATGATTCTATTCTGAACAAGGAGCACAAGACAGTCCGACTCATCTAGAGATGATGGAAGTGAAGT
TGGCTGGGAAGCAGCATGAGATTGAAGAGCTAAACAGAGAGCTGGAAGAAATGAGGGTTACCTATGGGAC
TGAAGGACTGCAGCAGTTACAAGAATTTGAAGCTGCCATTAACAAGAGATGGCATTATAACCCAGCTC
ACTGCTAATTTACAACAAGCAAGAAGAGAAAAGGATGAGACAATGAGAGAATTTTAGAGTTGACAGAAC
AGAGTCAAAAATTACAGATTCAATTTACAGCAATTACAGGCTAGTGAAGTCTGAGAAACAGCACTCATAG
TAGCACAGCTGCAGACTTACTACAAGCCAAACAACAGATCCTCACTCATCAACAGCAGCTTGAAGAACAA
GACCACTTATTAGAAGATTATCAGAAAAAGAAAGAAAGACTTCACAATGCAAAATAGTTTCTTGAAGAGA
AAATTAAGTATATGAAATGGAACAAGATAAAAAAGTAGAAAACCTCAAAATAAAGAAGAAATACAGGAAAA
GGAGACAATCATTGAAGAATTAACACAAAAAATAATAGAAGAAGAAAAGAAAACCTTTGAGCTAAAGGAT
AAATTAACAAGTCTGATAAATTAAGGAGAATTACAAGAACAGATTGTGCAAAAAGAACCAAGAATAA
AAAACATGAAATTAGAGCTGACTAATTCTAAGCAAAAAGAAAGACAGTCTTCTGAAGAAATAAAACAGTT
AATGGGGACAGTCGAAGAAGTTCAGAAGAGAAATCATAAAGACAGCCAGTTTCAAGTATAGTACAA
CGAATGGAACAAGAAACAAAAGAAAGTTAGAACAACCTCCGGGCAGAGCTGGATGAGATGTATGGGCAGC
AGATAGTGCAAAATGAAACAAGAATTAATAAGACAACACATGGCACAGATGGAGGAATGAAAACACGGCA



TAAGGGAGAAATGGAGAATGCTTTAAGGTCATATTCAAATATTACAGTTAATGAAGATCAGATAAAGTTA
ATGAATGTGGCAATAAATGAACTGAATATAAAATTGCAAGATACTAACTCTCAAAAGGAAAACTCAAGG
AAGAACTAGGACTAATTTTGAAGAAAAGTGTGCTCTACAGAGACAGCTTGAAGACCTTGTGGAAGAATT
GAGCTTTTCAAGGGAACAGATTCAGAGAGCTAGACAGACAATAGCTGAACAAGAAAAGTAACTTAATGAA
GCACATAAGTCCCTTAGTACAGTGAAGATTTGAAAGCTGAGATTGTTTCTGCATCTGAATCCAGAAAGG
AACTAGAATTAACATGAAGCAGAAGTTACAAATTACAAGATAAACTGAAATGTTAGAAAAAGAAAA
GAATGCTGTGTTAGACAGAATGGCTGAATCACAAGAAGCTGAATTAGAGAGGCTGAGAACACAGCTTCTA
TTTAGTCACGAAGAAGACCTTTCCAACTGAAGGAAGATTTAGAAATTGAACATCGAATAAATATTGAAA
AACTTAAAGATAATTTAGGCATTCACTATAAACAGCAGATAGATGGTTTACAGAATGAAATGAGTCAAAA
GATAGAAACCATGCAGTTTGAAGGACAATTTGATAACTAAGCAGAATCAATTAATTTTGGAAATTTCA
AAGCTAAAAGATTTACAGCAGTCTCTTGTAAATCAAAGTCAGAAGAAATGACTCTTCAAATCAATGAAC
TTCAAAAAGAAATGAAATACTCAGACAAGAAGAAAAAGAAAGGGTACACTTGAACAAGAAGTTCAAGA
ATTACAATTAACAGAAATGTTAGAAAAACAGATGAAGGAAAAAGAGAATGATCTTCAAGAAAAATTT
GCACAATTTGAAGCAGAGAATAGCATTCTAAAGATGAAAAGAAAACCTTGAAGACATGTTGAAAATAC
ATACTCCTGTTAGCCAAGAAGAAAGATTGATTTTCTTAGACTCCATTAAGTCCAAATCCAAGACTCTGT
GTGGGAAAAAGAAATAGAAATACTTATAGAGGAAATGAGGACCTCAAAACAATGATTCAGCTAAAT
GAAGAGATTGAAAAGCAAAGGAACACTTTTTCATTTGCTGAAAAAACTTTGAAGTTAATCAAGAGT
TACAAGAGGAGTATGCTTGCCTTCTCAAAGTAAAAGATGATTTAGAAGACAGTAAAAATAAACAGGAATT
AGAGTATAAAAGTAACTTAAAGCACTTAAATGAAGAGCTTCAATTTGCAAAGAATAAATCCAACACTACAGT
AAAATGAAAAGTTCTGTCTTTGATGAAGACAAACTTTTGTAGCAGAAACATTGGAAATGGGTGAGGTTG
TTGAAAAGGATACAACAGAACTCATGGAAAACTTGAAGTAACCAAGCGAGAGAAATAGAGCTGTCA
GAGACTGTCTGATCTTTCTGAACAATGAAACAGAAACATGGTGAGATTAGTTTTCTAAATGAAGAAGTT
AAATCTTTAAAGCAAGAGAAAAGAAACAAGTTTCTTAGATGATGAGAGCTAGAAATCATTATTAACCA
ACAGGGCAGAAAATGTACAGTCACTGTGATCAAGTAAGCTCTTTATTAGATGGAGTTTGACCATGAC
AAGCAGGGGTGCTGAAGGATCAGTTTCTAAAGTAAATAAAAGTTTTGGTGAAGAATCAAAAATAATGGTG
GAAGATAAAGTTTCTTTTGAATAATGACTGTTGGAGAAGAAAGTAAAGCAAGAACAGTTGATTTTGGATC
ACTTACCATCTGTAAACAAAGGAATCATCACTTAGAGCACTCAACCAAGTAAAAATGATAAACTTCAGAA
AGAATCAATGACTTAAATCAGAACAGAAATGATTTAAGGCTACAGATGGAAGCCCAACGCATTTGCCTC
TCTCTGGTTTATTCAACTCATGTGGATCAGTTCTGTAATATATGAAAAATGAAAAGATAAAGCTCTTT
GCAGTCTTAAAGAAGAGCTTATTTTGTCTAAGAGGAAAAGATCAAGGAACCTTCAGAAAAACACCAGTT
AGAATACAGACTATGAAAACACAAGAAACAGGTGATGAAGGAAAGCCTTACATCTGCTCATTGAAAA
CTTCAAAAGGCAGTGTCTGAAGAATGTTCTTATTTTTACAGACTTTATGCAAGTGTCTTGGTGAATATT
ATACTCCTGCTTAAAATGTGAAGTAAATGCAGAAGACAAGAGAATTCTGGTGATTACATTTCTGAAAA
TGAAGATCCAGAATTACAAGATTATAGATATGAAGTTCAAGACTTTCAAGAAAAATATGCACACTCTTCTC
AACAAAGTAAACAGAAGAAATAACAACAACTTGGTACTTCAAACACGACTAAGCAAGATCTGGGGACAGC
AGACAGATGGTATGAAACTTGAATTTGGAGAAGAAAACCTTCCAAAAGAGGAAACAGAGTTTTTATCAAT
CCATTCTCAGATGACCAATTTGGAAGACATTGATGTCAATCATAAAAGCAAGTTATCTTCTGCAAGAT
TTGAAAAAATGAACTTGAAGAACAAGTTCAAGAATTAGAAAGCCTCATATCCTCTTTGCAGCAACAGT
TGAAGAAAATGAACTTGAAGGAGAGATCCACTGTTTACAGAAGAGGCTTCAAGCTGTTAGTGA
GTCCACGGTTCGCCAAGCTTACCTGTTGATTCCGGTGGTAATTACAGAATCTGATGCACAGAGAACAATG
TACCCTGGAAGTTGTGTGAAAAAGAATATTGATGGTACAATAGAGTTTTCTGGTGAATTTGGAGTGAAG
AGGAAACAAATATCGTTAAGTTGCTTGAAAAACAATACCAAGAACAATTAGAAGAAGAGTACTAAGGT
TATTGTGCAATGAGTATAGCATTGCTCAACAACTGAACTGTCTAGAATATCTGGGGAAAAAGAAAAT
ACTGCATCATCAAAGCAAGCACATGCTGTGTGTCAGCAAGAACAACATTATTTAATGAAATGAAATTTAT
CACAGGATCAAATGGTTTTGAGACTTTTGAAGCAGTGGATGTGAAATTTAAGAAGAATTTAAACCACT
TAGTAAAGAGTTAGGAGAACATGGAAGGAAATTTTATTATCAATAGTGATCCCATGATATACCAGAA
TCAAAGGACTGTGTGCTGACTATTTGAGAAGAAATGTTCTCAAAGATAAAACATTTATAGTTAGACAGT
CTATTCATGATGAGATTTCAAGTGTCAAGCATGGATGCTTCTAGACAACCTAATGTTGAATGAAGAACAGTT
GGAAGATATGAGACAGGAACCTGTACGACAATACCAAGAACATCAACAGGCAACGGAATTTAAGGCAA
GCACATATGCGGCAATGGAGAGACAGCGAGAAGACCAGGAACAGCTACAAGAAGAGATTAAGAGACTTA
ATAGACAATTAGCCCAGAGATCCTCCATAGATAATGAAAACCTGGTTTCAAGAGAGAGAGGGGTGCTTTT
AGAGGAGCTGGAAGCACTAAAGCAGCTGTCTTTAGCTGGAAGAGAGAAGCTGTGTTGTGAGCTGCGCAAC

AGCAGTACGCAAAACACAGAATGGAATGAAAACCAAGGAGAAGTTGAAGAACAACATTTAAAGAAAAGG
 AATTAGACAGAAAACCTGAAGATGTGCCTCCTGAGATTTTGTCTAATGAAAGGTATGCATCCAGAAAAGC
 TAATAATAGACTTTTGAAGATCCTCTTAGAAGTTGTAAGACAACAGCAGCTGTTGAAGAAAACATTTGGT
 CGCCATGTCTTTGGGATTCTAGATAGATCTAGTAAAAGCCAGTCATCTGCCAGCCTAATTTGGAGGTCAG
 AAGCAGAGGCATCTGTAAGTCTGTGTCCATGAGGAACATAACAAGTTACAGATGAATCCATTCCTC
 TTATTTCTGGAAGTGATATGCCAAGAAATGACATTAACATGTGGTCAAAAGTAACTGAGGAAGGAACAGAG
 CTGTCAACAACGACTTGTGAGGAGTGGTTTTGCTGGAAGTAAAAGACCCTGAAAATGAAAGTAACTATGC
 TGAACATTTAGCTCTCGACTACAAGCAGCAGTTGAAAAACTCCTAGAAGCCATAAGTGAAACTAGCAGTCA
 GCTTGAACATGCGAAAAGTGACACAGACAGAGTTGATGCGTGAGTCATTTAGACAGAAAACAAGAAGCAACA
 GAGTCCCTTAAGTGCCAAGAGGAACTTCGAGAGCGCCTTCATGAGGAGTCCAGGGCCAGAGAACAGCTAG
 CTGTGGAGCTCAGTAAGGCTGAGGGCGTCATTGATGGCTATGCAGATGAAAAACTCTTTTTGAAAGGCA
 AATTCAGGAAAAAAGTATATAATAGATCGTCTTGAGCAGGAGTTGTTATGTGCAAGTAAACAGTTGCAA
 GAATTTGGAGGCAGAGCAACAGCAGATCCAAGAAGAAAGAGAATTACTGTCCAGACAAAAGGAAGCTATGA
 AAGCAGAGGCAGGCCAGTTGAACAACAATTACTACAGGAGACAGAAAAATTAATGAAGGAAAAACTAGA
 AGTACAATGTCAAGCTGAAAAGTACGTGATGACCTTCAAAAACAAGTGAAGCTCTAGAATAGATGTG
 GAAGAACAAGTCAGTAGGTTTATAGAGCTGGAACAAGAAAAAAATACTGAACTAATGATTTAAGACAGC
 AAAACCAAGCATTGAAAAGCAGTTAGAAAAAATGAGAAAAATTTTTAGATGAGCAAGCCATTGACAGAGA
 ACATGAGAGAGATGTATTCCAACAGGAAAATACAGAAAAGTAAACAGCAACTTAAGGTTGTTCTCGATTC
 CAGCCTATCAGTGAACATCAAAGTGTGAGAGGTTGAAACAGTTAGCAAAATCATCTGAAAAGAAAAACAGACA
 AATGCAGTGAGCTTTTGTCTCTAAAGAGCAGCTTCAAAGGGATATACAAGAAAGGAATGAAGAAATAGA
 GAAACTGGAGTTCAGAGTAAGAGAACTGGAGCAGGCGCTTCTGTAGAGGACCGAAAACACTTTGGAGCT
 GTAAGAAGTAAACCAGAATTGTCCCTAGAAGTACAATTGCAGGCTGAACGAGATGCCATAGACAGAAAAGG
 AAAAAGAGATTACAACTTAGAAGAGCAATTAGAAGCACTTTAGAGAAGAACTGAAAAATGAAGAATGAAGA
 AGTTCAACAATTACATATGCAATTAGAAAATACAGAAAAAGGAATCTACTACCCGCCTACAAGAACTTGAA
 CAGGAAAAACAATTATTTAAGGATGACATGGAGAAAAGTGGGACTTGCATAAAGGAATCTGATGCCATGT
 CTAAGCAAGCAACATGTGCTATTTGGGAAAATTTGCTCAAAATACAGGAAAAAGAGGTAGAATTTGA
 CCAATTAATGAACAAGTTACGAAACTCCAGCAGCAACTTAAAATTAACAACAGATAACAAGGTTATTGAA
 GAAAAAATGAACTGATAAGGGATCTTGAACCCAAATAGAATGTTTGTAGTGTGATCAAGAATGTGTGA
 AGAGAAAATAGAGAAGAAGAAATAGAGCAGCTCAATGAAGTGATTGAAAAACTTCAACAGGAATTGGCAA
 TATTGGACAGAAGACATCAATGAATGCTCATTCCCTCTCAGAAGAAGCAGACAGTTTAAAACATCAATTG
 GATGTGGTTATAGCTGAAAAGCTGGCCTTGAACAGCAAGTAGAAAACCGCTAATGAAGAAATGACCTTCA
 TGA AAAATGTA ACTTAAAGAAACCAATTTTAAAAATGAATCAGCTAACACAGGAATTATTACGCTTAAAGAG
 AGAACGTGAAAAGTGTGAAAAGATTCAAAGCATACCAGAGAATAGTGTTAACGTGGCTATAGATCATCTG
 AGCAAAGACAAACCTGAACTAGAAGTAGTCCTTACAGAGGATGCTCTTAAATCCCTAGAAAAATCAGACAT
 ACTTCAAATCTTTTGAAGAAAATGGCAAAGTTCCATAATTAATTTGAAAACAAGGTTGCTACAACCTTGA
 GAGCACTGTTAGTGCAAAGGACTTAGAAGTACCAGTGTATAAAACAAATAAAGACATGCAAGAACA
 GGCCAGTTTGAACAGAAATGCTTCAAAGAAGATTGTAACCTACAGAAAAATAGTTGAAGAAAAAGTGG
 CTGCTGCTTGTGTCAGTCAAATCCAAGTGGGAGTTCAGGAATATGCAAAAATCTGTCAAGATAATCA
 AACAATTTATCAGAACCTGAAAGAACAATAATCAGAAATTAATCAACTAAGAGAAGATGAGTTGGGG
 TCAGATATATCAGCATTAACTTGAGAATATCAGAAATTAGAAAGCCAGGTTGTTGAAATGCATACTAGTT
 TGATTTTAGAAAAAGAACAAGTAGAAAATGCGAAAAAAATGTTTTAGAAAAAGAAAAGAAAGCTGCTAGA
 ACTACAGAAGCTATTGGAGGGCAATGAGAAAAACAGAGAGAGAAAAGAAAAGAAAAGAAAGCCCTCAAGAT
 GTTGAAGTTCTCAAGACAACACTAGAGCTATTTTATAGCAATGAAGAAAGTGGATTTTTTAAATGAACTCG
 AGGCTCTTAGAGCTGAATCAGTGGCTACCAAAGCAGAACTTGCCAGTTATAAAGAAAAGGCTGAAAAACT
 TCAAGAAGAGCTTTTGGTAAAAGAAACAATAATGACATCTCTTCAAGAAAGCTTAAAGCAAGTTAGGGAT
 CACCTCGCAGAGGCAAAAAGAGAAATGTCCATTTAGAAAAAGAAAGATGAGACTGAGGTACAAGAAAAGCA
 AAAAGGCTGCTGTTTGGTAAAAGAAACAATAATGACATCTCTTCAAGAAAGCTTAAAGCAAGTTAGGGAT
 TCTGAAGATCAGTAGCAGCAATCAGACTCCACAATTTCTGTTAAAAATGCAGGAATACAATTAATTTA
 CAGAGTGAATGTTCTCAGAAGAAGTACTGAAAATTAATCAGTCAGTTTACTGAAAAAATGAGAAGATGC
 AAGAACTACATGCTGCTGAAATTTTGGACATGGAATCCAGACATATTTTCAAGAACTGAAACCTTAAAGAG
 GGAACACTATGTTGCCGTTCAAGTACTGAAAGAGGAATGTGGTACCTTGAAGGCAGTGATACAGTGTCTG
 AGAAGTAAAGAGGGATCCTCAATTCCTGAGCTAGCACATTTCTGATGCTTACCAGACTAGAGAAAATGCT

```

CCAGTGATTCTGGATCAGACTGGGGTCAGGGAATTTATCTTACACACAGTCAGGGATTTGACATAGCATC
AGAAGGCCGAGGAGAAGAAAGTGAAGTGAACAGATTCTTTCCAAAGAAAATAAAGGGATTACTGAGA
GCTGTCCATAATGAAGGCATGCAGGTGCTTTCTCTCACTGAGTCTCCCTATAGTGATGGAGAGGACCATT
CTATTCAGCAGGTTTTCAGAACCTTGGCTAGAAGAGAGAAAAGCTTACATCAATACAATCTCATCTCTAAA
GGATTTAATTACAAGATGCAACTGCAAGAGAGAAGCCGAGGTTTATGATAGTTCTCAATCTCATGAGAGC
TTCTCAGACTGGCGAGGTGAACACTGCTTGCCTTCAACAAGTTTTCTTAGAAGAGCGTAGTGTTTTAC
TAGCAGCATTTCGGACGGAGCTGACAGCTTAGTACTACAGATGCAGTTGGTTTTACTAACTGTTTGGGA
ACAGAGAATACAAGAACAGGGTGTGAATATCAAGCAGCTATGGAATGCCTCCAGAAAGCAGATAGAAGG
AGTTTGTATCTGAAATTCAGGCACTGCATGCACAAATGAATGGTAGGAAAATTACTCTGAAAAGAGAAC
AAGAGAGTGAGAAACCAAGCCAAGAAGCTTGGAAATATAATATACAGCAGAAGCAGTCTCAAATGCTGGA
GATGCAAGTGGAGCTCAGCAGTATGAAAGACAGAGCAACGGAAGTGCAGGAGCAGCTGAGTTCTGAGAAA
ATGGTGGTTGCTGAACTGAAGAGTGAGCTTGCACAACTAAATGGAACTAGAAACAACACTCAAGGCAC
AGCATAAACACCTAAAAGAATTGGAGGCTTTCAGGTTGGAAGTTAAAGATAAGACAGATGAAGTACATTT
GCTTAATGACACATTAGCAAGTGAACAGAAAAATCAAGAGAGCTCCAGTGGGCTTTGGAGAAAGAGAAA
GCCAAGTTGGGACGCAGTGAAGAACGGGATAAAGAAGAAGTTCAGGATCTGAAGTTTTCACTTGAGAGTC
AGAAACAAGGAATCTTCAGCTAAATCTACTTTTGGAAACAACAGAAACAAGTACTGAACGAATCCCAGCA
AAAAATAGAATCACAGAGAATGCTATATGATGCCAGTTGTCAGAGAACAAGGTCGAAAAGTCTAGAGCTT
CAGGTAATCTTGAATCTGAGAAAGTTCGAATTCGGGAAATGAGTAGTACCCTAGATAGGGAGCGGGAAAT
TGCACGCACAGCTGCAGAGCAGTGTGACTGGACAGTCTCGGCCACCTTGCCTCAGAGGACCTACT
GAAAGAGCTGCAGAAACAGCTAGAGGAAAAACACAGTCGCATAGTAGAATTGTTAAATGAGACTGAAAAA
TATAAACTGGATTCTTTGCAAACACGACAGCAATGGAAAAAGATAGGCAGGTTTACAGGAAAAACTGC
AGACAGAAACAGGAGGCCAACACTGAGGGACAGAAAAAATGCATGAGCTCCAGTCCAAAGTGAAGATCT
TCAGCGCCAGCTGGAAGAGAAAAAGACAACAAGTTTATAAGTTAGACCTTGAAGGACAGGACTACAAGGA
ATCATGACGAAATTCAGAGAAGCAAGAAGTGAACGAGAGAAGAAAAACGAGAAAGTGAAGAATTCTGTATC
AGAACCTTAATGAGCCAACACGTTGAGCTTAACCAAGTATAGAAGTGAAGTGAAGTGGGTTCTTCAACAGAA
AATAGAAGGAGAAACAAAAGAACTCAAACTACGCTAAATGATTGAAATGAATGGAGGAGAAACCGGCTGT
AATCATGAATTAGAAATGATCAGACAAAAGCTTCAATGTGTAGCTTCAAAACTACAGGTTCTACCCAGAA
AAGCCTCTGAGAGACTACAGTTTGAACAGCAGATGATGAAGATTTTCAATTTGGGTTTCCAGGAAAAATTGA
TGAAATTTATTTACAACACAGAAATTAAGTGGCCAGCAAGGTAAGAGCCAGCTTGGTGTCCCAAGT
ACTTCTGTGGCTCATTGACTGAAAGACTACTGAGACAAAATGCTGAGCTGACAGGGCATATCAGTCAAC
TGACTGAAGAGAAGAAATGACTTAAGGAACATGGTTATGAAGCTGGAAGAGCAGATCAGGTGGTATCGACA
GACAGGAGCTGGTAGAGATAATCTTCCAGTTTTTCATTGAATGGTGGTCCCAACATTGAAGCCATCATT
GCCTCTGAAAAAGAAATGGAACAGAGAAAAATGACTCTCCAGAAATCTTTGAAAAGGGCAGAGGCTG
AAGTATACAACTGAAAGCTGAACTAAGAAATGACTCTTTACTTCAAAGTCTGAGCCCTGATTCTGAAACA
TGTCACTTTAAAGAGAATTTATGGTAAATCTTGGGGCAGAAAGTTTTGCAAAGGCTCTCATTTACCAG
AAGAAATACCTGCTGCTGTTACTGGGTGGGTTCCAGGAATGTGAAGATGCCACCTTGGCCCTGCTTGCC
GGATGGGGGGCAGCCAGCTTTCACGGATCTAGAGGTGATCACCATCGCCAAAGGGCTTACCAGGTT
TCGGTTCGGCCGTCAGAGTATCCATTGCAATTTCCAGAAAGAAATTTTGGTTCGACGGTGGCATCGATC
ACAGGTTCTGTTCCATCAATATTAACAGAGATGGCTTTGACTGAATCAAGGTGCAGAAAAGACTGACT
CATTTTATCATTCTTCTGGTGGGCTGGAGTTATATGGAGAACCAAGACATACTACGTATCGCTCAAGATC
AGATCTGGACTATATTAGTCCCTTTACCATTTCAGAAAGGTACCCAGGCACTCCAGCTGATTTCAAT
CCTGGTCTTTAGCATGTTCTCAGCTTTCAGAAATACGATCCTGACAGAGCCCTAACAGATTATATCACTC
GGCTAGAGGCACTGCAAAGACGACTTGAAGTATACAGTCAGGTTCAACTACTCAATTTCTGCTGGCAT
GAGAAGA
    
```

ACGCGTACGCGGCCGCTCGAG - GFP Tag - GTTTAA

Protein Sequence:

>RG219690 representing NM_147185

Red=Cloning site Green=Tags(s)

```

MEDEERQKKLEAGKAKLAQFRQRKAQSDGQSPSKKQKKRKTSSSKHDVSAHDLNIDQSQCNEMYINSS
QRVESTVIPESTIMRTLHSGEITSHEQGFVSELESEISTADDCSSEVNGCSFVMRTGKPTNLLREEEFG
VDDSYSEQGAQDSPTHEMMESELAGKQHEIEELNRELEEMRVTYGTEGLQQLQEFEEAIKQRDGIITQL
    
```

TANLQQARREKDETMREFLELETEQSQKLQIQFQQLQASETLRNSTHSSTAADLLQAKQQILTHQQQLEEQ
 DHLLLEDYQKKKEDFTMQISFLQEIKVYEMEQDKKVENSNKEEIQEKETIEELNTKIEEKKTLLELKD
 KLTTADKLLGELQEIVQKNQEIKNMKLEL TNSKQKERQSSEEIKQLMGTVEELQQRNHKDSQFETDIVQ
 RMEQETQRKLEQLRAELDEMYGQQIVQMKQELIRQHMAQMEEMKTRHKGEMENALRSYSNITVNEQQIKL
 MNVAINELNIKLDQTNQKEKLEKEELGLILEEKCALQRQLEDLVEELSFREIQRARQTIAEQESKLINE
 AHKSLSTVEDLKAIEVSASESRKELELKHAEVNTYKIKLEMLEKEKNAVLDRMAESQEAELERLRTQLL
 FSHEEELSKLKEDLEIEHRINIEKLDNGLGIHYKQQIDGLQNEMSQKIETMQFEKDNLITKQNLILEIS
 KLKDLQQLVNSKSEEMTLQINELQKEIEILRQEEKEKGTLEQEVQELQLKTELLEKQMKKEKENDLQEKF
 AQLLEAENSILKDEKKTLEDMLKIHTPVSQEERLIFLDSIKSKSKDSVWEKEIEILIEENEDLKQQCQIQLN
 EEIEKQRNTFSFAEKNFEVNYQELQEEYACLLKVKDDLEDSKNKQLELYKSKLKALNEELHLQRINPTTV
 KMKSSVDFEDKTFVAETLEMGEVVEKDTTELEMEKLEVTKREKLELSQRLSDLSEQLKQKHGEISFLNEEV
 KSLKQEKQVSLRCRELEIINHNRAENVQSCDTQVSSLLDGVVTMTSRGAEGSVSKVNSFGESKIMV
 EDKVSFENMTVGEEKQEQILDLHLPSTKESLQATQPSNDKQKELNVLKSEQNDRQLQMAQRICL
 SLVYSTHVDQVREYMEKDKALCSLKEELIFAQEEKIKELQKIHQLELQTMKTQETGDEGKPLHLLIGK
 LQKAVSEECYFLQTLCSVLGEYTPALKCEVNAEDKENSQDYISENEDPELQDYRYEVQDFQENMHTLL
 NKVTEEYNKLLVLQTRLSKIWQQTDGMKLEFGEENLPKEETEFLSIHSQMTNLEDIDVNHKSKLSSLQD
 LEKTKLEEQVQELSLISSLQQQLKETEQNYEAEIHLQKRLQAVSESTVPPSLPVDSVIVITESDAQRTM
 YPGSCVKNIDGTIEFSGEFGVKEETNIVKLEKQYQELLEEVAKVIIVSMSIAFAAQTEL SRSISGGKEN
 TASSKQAHAVCQQEQHYFNEMKLSQDQIGFQTFETVDVKFKEEFKPLSKELGEHGKEILLNSDPHDIPE
 SKDCVLTISEEMFSKDKTFIVRQSIHDEISVSSMDASRQLMLNEEQLEDMRQELVRQYQEHQQAETELRQ
 AHMRQMERQREDQEQLEEKRLNRQLAQRSSIDNENLVSERERVLLEELKQLSLAGREKLCCELNRN
 SSTQTQNGNENQGEVEEQTFKEKELDRKPEDVPEILSNERYALQKANNRLLKILLEVVKTTAAVEETIG
 RHVLLIDRSSKSQSSASLIWRSEAEASVKSCVHEEHTRVTDSEIPSYSQSDMPRNDINMWSKRVTEEGTE
 LSQRLVRSGFAGTEIDPENEELMLNISRRLQAAVEKLELAISETSSQLEHAKVTQTLEMRFSFRQKQAT
 ESLKCCQEELRERLHEESRAREQLAVELSKAEGVIDGYADEKTLFERQIQEKTDIDRLEQELLCASNRLQ
 ELEAEQQQIQEERELLSRQKEAMKAEAGPVEQQLQETEKLMKEKLEVQCCQAEKVRDDLQKQVKALEIDV
 EEQVSRFIELEQEKNTELMDLRQQNQALEKQLEKMRKFLDEQAIDREHERDVQQEQIQLEQQLKVVPRF
 QPISEHQTREVEQLANHLKEKTDKCSLELLSKEQLQRDIQERNEEIEKLEFRVRELEQALLVEDRKHFGA
 VEAKPELSLEVLQQAERDAIDRKEKEITNLEEQLEQFRELENKNEEVQQLHMQLIEIQKKESTTRLQELE
 QENKLFKDDMEKLGLAIKESDAMSTQDQHVLFQKFAQIIQEKEVEIDQLNEQVTKLQQQLKITTDNKVIE
 EKNELIRDLETQIECLMSDQECVKRNREEEIEQLNEVIEKLEQELANIGQKTSMAHSLSEEADSLKHQL
 DVVIAEKLALEQQVETANEEMTFMKNVLKETNFKNMQLTQELFSLKRERESVEKIQSIPENSVNVAIDHL
 SKDKPELEVVLTEDALKSLENQTYFKSFEENGKGSINLETRLLQLESTVSADLELTQCYYKQIKDMQEQ
 GQFETEMLQKKIVNLQKIVEEKVAAALVSQIQLEAVQYAKFCQDNQTISSPERTNIQNLNQLREDELG
 SDISALTLRISELESQVEMHTSLILEKEQVEIAEKNVLEKEKLLLELQKLEEGNEKKQREKEKRSQPD
 VEVLKTTTEL FHSNEESGFFNELEALRAESVATKAELASYKEKAELQEELLVKE TNM TSLQKDL SQVRD
 HLAEAKEKLSILEKEDETEVQESKACMFEPLPIKLSKSIASQTDGTLKISSSNQTPQILVKNAGIQINL
 QSECSSEEVTEIISQFTEKIEKMQLHAAEILD MESRHISETETLKREHYVAVQLLKEECGTLKAVIQCL
 RSKEGSSIPELAHSDAYQTREICSSDSGSDWGQGIYLTHSQGFDIASEGRGEESESATDSFPKKIKGLLR
 AVHNEGQVQLSLTESPYSDGEDHSIQVSEPWLEERKAYINTISSLKDLITKMQLQREAEVYDSSQSHES
 FSDWRGELLLALQQVFL EERSVLLAAFRTEL TALGTTDAVGLLNCLEQRIQEQQGVEYQAAMECLQKADRR
 SLLSEIQALHAQMNGRKITLKREQESEKPSQELLENYIQKQSQMLEMQVELSSMKDRATELQEQLSSEK
 MVVAELKSELAQTKLELETTLKAQHKLKELEAFRLEVVDKTDDEVHLLNDTLASEQKKSRELQWALEKEK
 AKLGRSEERDKEELEDLKFLESQKQRNLQLNLLLEQQKQLL NESQKIESQRMLYDAQLSEEQGRNLEL
 QVLLSEKVRIREMSSTLDRERELHAQLQSSDGTGQSRPPLPSEDLLKELQKQLEEKHSRIVELLNETEK
 YKLDLSLQTRQMEKDRQVHRKTLQTEQEANTEGQKMHLEQSKVEDLQRQLEEKRQQVYKLDLEGRQLQG
 IMQEFQKQELEREKRESRRILYQNLNEPTTWSLTSDRTRNWVLQKQIEGETKESNYAKLIEMNGGTTGC
 NHELEMIROKLQCVASKLQVLPQKASERLQFETADDEDFIWWQENIDEIILQLQKLTGQQGEEPSLVSPS
 TSCGSLTERLLRQNAELTGHISQLTEEKNDLRNMVMKLEEQIRWYRQTGAGRDNSSRSLNGGANIEAII
 ASEKEVWNREKLTQKSLKRAEAEVYKLAELRNDLQLTLSPDSEHVTLKRIYKYLRAESFRKALIYQ
 KKYLLLLLGGFQECEDATLALLARMGGQPAFTDLEVITNRPKGFTRFRSAVRVSIASRMKFLVRRWHRV
 TGSVSIINRDGFLNQGAEKTD S FYHSSGGLLELYGEPHRTTYRSRSDLDYIRSLPFPQNRYPGTPADFN

PGSLACSQLQNYDPDRALTDYITRLEALQRRLGTIQSGSTTQFHAGMRR

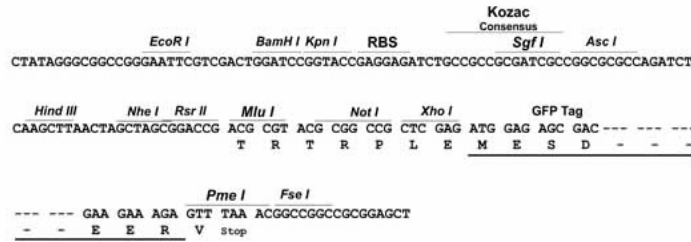
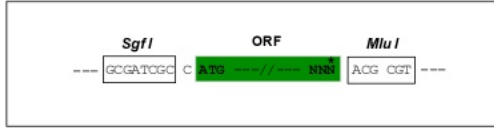
TRTRPLE - GFP Tag - V

Restriction Sites:

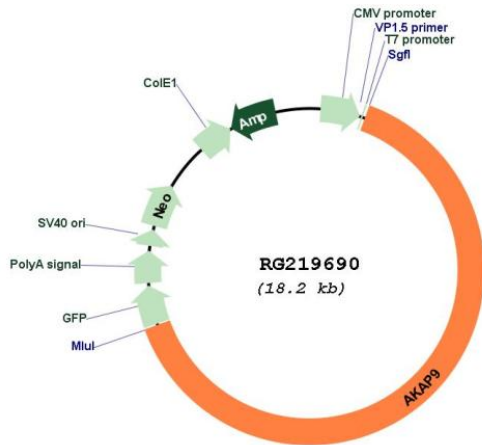
SgfI-MluI

Cloning Scheme:

Cloning sites used for ORF Shuttling:



Plasmid Map:



ACCN:

NM_147185

ORF Size:

11697 bp

OTI Disclaimer: Due to the inherent nature of this plasmid, standard methods to replicate additional amounts of DNA in E. coli are highly likely to result in mutations and/or rearrangements. Therefore, OriGene does not guarantee the capability to replicate this plasmid DNA. Additional amounts of DNA can be purchased from OriGene with batch-specific, full-sequence verification at a reduced cost. Please contact our customer care team at custsupport@origene.com or by calling 301.340.3188 option 3 for pricing and delivery.

The molecular sequence of this clone aligns with the gene accession number as a point of reference only. However, individual transcript sequences of the same gene can differ through naturally occurring variations (e.g. polymorphisms), each with its own valid existence. This clone is substantially in agreement with the reference, but a complete review of all prevailing variants is recommended prior to use. [More info](#)

OTI Annotation: This clone was engineered to express the complete ORF with an expression tag. Expression varies depending on the nature of the gene.

Components: The ORF clone is ion-exchange column purified and shipped in a 2D barcoded Matrix tube containing 10ug of transfection-ready, dried plasmid DNA (reconstitute with 100 ul of water).

Reconstitution Method:

1. Centrifuge at 5,000xg for 5min.
2. Carefully open the tube and add 100ul of sterile water to dissolve the DNA.
3. Close the tube and incubate for 10 minutes at room temperature.
4. Briefly vortex the tube and then do a quick spin (less than 5000xg) to concentrate the liquid at the bottom.
5. Store the suspended plasmid at -20°C. The DNA is stable for at least one year from date of shipping when stored at -20°C.

RefSeq: [NM_147185.3](#)

RefSeq Size: 12439 bp

RefSeq ORF: 11700 bp

Locus ID: 10142

UniProt ID: [Q99996](#)

Cytogenetics: 7q21.2

Protein Families: Druggable Genome

Gene Summary: The A-kinase anchor proteins (AKAPs) are a group of structurally diverse proteins which have the common function of binding to the regulatory subunit of protein kinase A (PKA) and confining the holoenzyme to discrete locations within the cell. This gene encodes a member of the AKAP family. Alternate splicing of this gene results in at least two isoforms that localize to the centrosome and the Golgi apparatus, and interact with numerous signaling proteins from multiple signal transduction pathways. These signaling proteins include type II protein kinase A, serine/threonine kinase protein kinase N, protein phosphatase 1, protein phosphatase 2a, protein kinase C-epsilon and phosphodiesterase 4D3. [provided by RefSeq, Aug 2008]