

Product datasheet for **RG219527**

TRRAP (NM_003496) Human Tagged ORF Clone

Product data:

Product Type:	Expression Plasmids
Product Name:	TRRAP (NM_003496) Human Tagged ORF Clone
Tag:	TurboGFP
Symbol:	TRRAP
Synonyms:	DEDDFA; DFNA75; PAF350/400; PAF400; STAF40; TR-AP; Tra1
Mammalian Cell Selection:	Neomycin
Vector:	pCMV6-AC-GFP (PS100010)
E. coli Selection:	Ampicillin (100 ug/mL)
ORF Nucleotide Sequence:	>RG219527 representing NM_003496 Red=Cloning site Blue=ORF Green=Tags(s)

TTTTGTAATACGACTCACTATAGGGCGGCCGGAATTCGTCGACTGGATCCGGTACCGAGGAGATCTGCC
GCC**CGATCGCC**

ATGGCGTTTGTGCAACACAGGGGGCCACGGTGGTTGACCAGACCACTTTGATGAAAAAGTACCTTCAGT
TTGTGGCAGCTCTCACAGATGTGAATACACCTGATGAAACAAAGTTGAAAATGATGCAAGAAGTTAGTGA
AAATTTGAGAATGTCACGTCATCTCCTCAGTATTCTACATTCTAGAACATATCATCCCTCGATTCCTT
ACATTTCTCCAAGATGGAGAAGTTCAGTTTCTCAGGAGAAACCAGCACAGCAACTGCGGAAGCTCGTAC
TTGAAATAATTCATAGAATACCAACCAACGAACATCTTCGTCCTCACACAAAAATGTTTTGTCTGTGAT
GTTTCGCTTTTTAGAGACGGAAAATGAAGAAAATGTTCTTATTTGTCTAAGAATAATTATTGAGCTACAC
AAACAGTTCAGGCCACCGATCACACAAGAAATTCATTTTTCTGGATTTTGAAAAACAGATTTACAAGG
AGCTTCCAAAAGTAGTGAACCGCTACTTTGAGAACCCTCAAGTGATCCCCGAGAACACAGTGCCTCCCC
AGAAATGGTTGGTATGATAACAACGATTGCTGTGAAAGTCAACCCGGAGCGTGAGGACAGTGAGACTCGA
ACACATTCATCATTCCGAGGGGATCACTTTCTCTGAAAGTGTGGCAGAATTGCCATTATTGTTGTTT
TAATGTATCAGCTCTACAACTGAACATCCACAATGTTGTTGCTGAGTTTGTGCCCTTGATCATGAACAC
CATTGCCATTAGGTGTCTGCACAAGCGAGGCAACATAAGCTTTACAACAAGGAGTTGTATGCTGACTTC
ATTGCTGCTCAGATTAACATTTGTCATTTTTAGCTTACATTATCAGGATTTACCAGGAGTTGGTGACTA
AGTATTCTCAGCAGATGGTGAAGGAATGCTCCAGTTACTTTCAAATTGTCCAGCAGAGACTGCACACCT
CAGAAAAGGAGCTTCTGATTGCTGCCAAACACATCCTCACACAGAGCTGAGAAAACAGTTTATTCTTGC
ATGGACAAGCTGTTGATGAATCCATACTAATTGGCTCAGGATATACTGCCAGAGAGACTCTAAGGCCCC
TCGCCTACAGCACGCTGGCCGACCTCGTGACCATGTCCGCCAGCACCTGCCCTCAGCGACCTCTCCCT
CGCCGTCAGCTCTCGCCAAGAACATCGACGATGAGTCCCTGCCAGCAGCATCCAGACCATGCTCTGC
AAGCTCCTGCTGAACCTGGTGGACTGCATCCGTTCCAAGAGCGAGCAGGAGAGTGGAATGGGAGAGACG
TCCTGATCGGGATGCTGGAGTTTTCGTTCTCAAATCCACACAATTGCTCGGTACCAGCTCTCTGCCAT
TTTTAAGAAGTGAAGCCTCAGTCAGAACTTGGAGCCGTGGAAGCAGCTCTGCCTGGGGTGGCCACTGCC



[View online >](#)

CCTGCAGCTCCTGGCCCTGCTCCCTCCCCAGCCCCTGTCCCTGCCCCACCTCCACCCCGCCCCACCCC
 CACCTGCCACCCCTGTGACCCCGGCCCCCGTGCCTCCCTTCGAGAAGCAAGGAGAAAAGGACAAGGAAGA
 CAAGCAGACATTTCAAGTACAGACTGTGCAAGTTTGGTCAAAACCTTGGTGTGTGGTGTCAAGACAATC
 ACGTGGGGCATAACATCATGCAAAGCACCTGGTGAAGCTCAGTTCATTTCCAACAAGCAGTTACAACCCA
 AAGAGACACAGATTTACATCAAACCTTGAAATATGCAATGCAAGCTTTAGATATTTATCAGGTCCAGAT
 AGCAGGAAATGGACAGACATACATCCGTGTGGCCAAGTCCAGACTGTGAGAATGAAAGAGGAGAAGGAG
 GTATTGGAGCATTTCGCTGGTGTGTTACAATGATGAACCCCTAACGTTCAAAGAAATCTTCAAACCTA
 CGGTCCCTTATATGGTGGAGAGAATCTCAAAAAATTATGCTCTTCAGATTGTTGCCAATTCCTTCTTGGC
 AAATCCTACTACCTCTGCTCTGTTTGTACGATTCTGGTGAATATCTCCTTGATCGCCTGCCAGAAATG
 GGCTCCAACGTGGAGCTCTCAAACCTGTACCTCAAGCTGTTCAAGCTGGTCTTTGGCTGTCTCCCTCT
 TTGCGAGCTGAAAAAGAACAAATGCTGAAGCCTCACTTGCACAAGATTGTGAACAGCTCTATGGAGCTCGC
 GCAGACTGCCAAGGAACCTACAACCTCTTGTGCTACGGGCGCTGTTTCGCTCTATTGGTGGAGGT
 AGCCACGATCTTGTATCAGGAGTTCTTGCCTCCTTCCAACCTCCTGCAAGGGCTGAACATGCTTC
 AGAGTGGCTGCACAAGCAGCACATGAAGGACCTTTTGTGGAGCTGTGCTCACCGTCCCTGTGCGGCT
 GAGCTCGCTTTTCCGTACCTGCCATGCTTATGGATCCCTTGGTGTCTGCACTCAATGGGTCTCAGACA
 TTGGTCAGCCAAGGCCTCAGGACGCTGGAGCTGTGTGTGACAACCTGCAGCCCGACTTCCTCTACGACC
 ACATCCAGCCGGTGCAGCAGAGCTTATGCAGGCTCTGTGGCGCACCTTACGCAACCTGCTGACAGCAT
 CTCCCACGTGGCCTACCGTGTGCTCGGTAAGTTTGGCGGAGTAAACAGGAAGATGCTGAAGGAGTGCAG
 AAGCTGCACTACGTTGTGACCGAGGTTCAAGGCCCCAGCATCACTGTGGAGTTTTCCGACTGCAAAGCTT
 CTCTCCAGCTCCCATGGAGAAGGCCATTGAAACTGCTCTGGACTGCCTGAAAAGCGCCAACACTGAGCC
 CTACTACCGAGGCGAGGCGTGGGAAGTATCAAATGCTTCTGGTGGCCATGATGAGCCTGGAGGACAAC
 AAGCAGCACTCTACCAGCTCTTGGCACACCCCAACTTTACAGAAAAGACCATCCCAATGTTATCATCT
 CACATCGCTACAAAGCCAGGACACTCCAGCCCGGAAGACTTTTGGAGAGCCCTGACAGCCGCTTCAT
 GTCTGTGTCATTAAAGGACCTGCGGCCAGGCCCTGCCCTTTGTGCGCCAGCTTGATCCGCACTATACG
 ATGGTGGCAGTCGCCAGCAGTGTGCCCTTTCTTGTGCTTGTACCAGGTGGGAGCCAGCCAGCCAGCA
 CAGCCATGTTTACAGTGAAGAAAATGGCTCGAAAAGGAATGGATCCTTTGGTTCTCATTGATGCAATTGC
 TATTTGTATGGCATATGAAGAAAAGGAGCTTTGCAAAAATCGGGGAGGTGGCCCTAGCTGTGATATTTGAT
 GTTGAAGTATCATCCTGGGCTCCAAGGAGAGGGCCTGCCAGCTGCCCTGTTTTCTTACATCGTGGAGC
 GCCTGTGTGCATGTTGTTATGAACAGGCGTGGTATGCAAAGCTGGGGGTGTGGTGTCTATTAAGTTTCT
 CATGGAGCGGCTGCCTCTCACTTGGTTCTCCAGAACCAGCAGACATTCTGAAAGCACTTCTCTTTGTC
 ATGATGGACTTAACTGGAGAGGTTTCCAATGGGCGAGTCGCTATGGCAAAGACCAGCTGGAGCAGCTTC
 TGATGCGGTGCGCAACGCCCTTTAAAAGACGAGGAGAGAGCCGAAGAGATCGTGGCCGCCAGGAAAAGTC
 TTTCCACCATGTGACACACGACTTGGTTTCGAGAAGTCACTCTCCAAACTCCACTGTGAGGAAGCAGGCC
 ATGCATTCGCTGCAGGTGTTGGCCAGGCTCACTGGGAAGAGTGTACGGTGTATGGAACCCCAAAAAG
 AGGTCCTGCAGGATATGGTCCCCCTAAGAAGCACCTGCTCCGACACCAGCCTGCCAACGCACAGATTGG
 CCTGATGGAGGGGAACACGTTCTGTACCAGTTGCAGCCAGGCTCTTCACAATGGACCTTAACTGGTGTG
 GAGCATAAGGTGTTCTACACAGAGCTGTGAATTTGTGTGAGGCTGAAGATTGAGCTTTAACAAGCTGC
 CCTGTTATAAAAGCCTTCCGTCACTCGTACCTTTACGAATTGCGGCATTAATGCACTTGTGCTGCAA
 TTACCTTCTCAGTCCAGGGAGAAAATCATCGCTGCACCTTCAAAGCCCTGAATTCACCAATAGTGAG
 CTCCAAGAGGCCGAGAAGCCTGTATGAGAAAGTTTTTGAAGGTGCTACCATAGAAGTCGATCAAATCC
 ACACACATATGCGACCTTTGCTGATGATGCTGGGAGATTACGGAGCTTGACGCTGAATGTTGTGAATCG
 CCTGACTTCGGTACGAGGCTCTTCCAAATTCCTTCAATGATAAATTTTGTGATCAGATGATGCAACAT
 CTGCGCAAGTGGATGGAAGTGGTGGTATCACCCACAAAGGGGCCAGAGGAGCGACGGAACGAAATGA
 AGATTTGCTCAGCAATTAACCTTTTTTATCTGATCCCGGCTGCTCCTCAGACACTGGTGAAGCCTTT
 GCTAGAGGTTGTCATGAAAACGGAGCGGGCGATGCTGATCGAGGCGGGGAGTCCATTCCGAGAGCCCTG
 ATCAAGTTCCTGACTCGACATCCCTCGCAGACAGTGGAGCTGTTATGATGGAAGCCACACTGAACGATC
 CCCAGTGGAGCAGAAATGTTTATGAGTTTTTAAAACACAAGACGCCAGACCTCTGCGGGATGTGCTGGC
 TGCCAACCCCAACAGGTTTCATACCCCTGCTGCTGCCGGGGGTGCCAGAGCGGCTGTGCGCCCCGTTTCG
 CCCAGCACCAAGCACCATGCGCCTGGACCTCCAGTTCCAGGCCATCAAGATCATAAGCATTATAGTAAAA
 ACGATGACTCCTGGCTGGCCAGCCAGCACTCTCTGGTGAAGCAGTTGCGACGTGTGTGGGTGAGTGAGAA
 CTTCCAAGAGAGGCCACCGCAAGGAGAATGGCAGCCACCAACTGGAAGGAGCCCAAGCTGCTGGCCTAC
 TGCTGCTGAACACTGCAAAAGGAATTACGGAGATATAGAATTGCTGTTCCAGCTGCTCCGAGCCTTTA

CTGGTCGTTTTCTCTGCAACATGACATTCTTAAAAGAGTATATGGAGGAAGAGATTCCCAAAAATTACAG
 CATCGCTCAGAAAACGTGCCCTGTTCTTTTCGCTTTGTAGACTTCAACGACCCCAACTTCGGAGATGAATTA
 AAAGCTAAAGTTCTGCAGCATATCTTGAATCCTGCTTTCTGTACAGCTTTGAGAAGGGGAAGGAGAGC
 AGCTCTTGGGACCTCCCAATCCAGAAGGAGATAACCCAGAAGCATCACCAGTGTGTTTATTACCAAGGT
 CCTGGACCCCGAGAAGCAGGCGGACATGCTGGACTCGCTGCGGATCTACCTGTGCAGTACGCCACGCTG
 CTGGTGGAGCACGCCCCCACCACATCCATGACAACAACAAGAACCAGCAACAGCAAGCTGCGCCGCTCA
 TGACCTTCGCCTGGCCCTGCCTGCTCTCCAAGGCTGCGTGGACCCAGCCTGCAAGTACAGCGGACACTT
 GCTCCTGGCGCACATTATCGCCAAATTCGCCATACACAAGAAGATCGTCCTGCAGGTTTTTCATAGTCTC
 CTAAGGCTCACGAATGGAAGCTCGAGCGATCGTCAGACAGGCGATGGCCATTCTGACCCCGCGGTGC
 CGGCCAGGATGGAGGACGGGCACCAGATGCTGACCCACTGGACCCGGAAGATCATTGTGGAGGAGGGGCA
 CACCGTCCCGCAGCTGGTCCACATTCTGCACCTGATAGTGCAACACTTCAAGGTGTACTACCCGGTACGG
 CACCATTGGTGCAGCACATGGTGAAGCGCATGCAGAGGCTGGGCTTACGCCAGTGTACCATCGAGC
 AGAGGCGGCTGGCCGTGGACCTGTCTGAAGTCGTATCAAGTGGGAGCTGCAGAGGATCAAGGACCAGCA
 GCCGGATTAGATATGGACCCAAATTCAGTGGAGAAGGAGTCAATTCTGTCTCATCTCCATTAAGAGA
 GGCTGTCCGTGGATTCTGCCAGGAAGTAAAACGCTTTAGGACGGCCACCGGAGCCATCAGTGCAGTCT
 TTGGGAGGAGCCAGTTCGCTACCTGGAGCAGACTCTCTCCTCGCCAAAGCCATTGACAAGCAGCACACAGA
 CACTGTGGTGAATTCCTTATCCCGTGGCCTGTGAGGTTAATGACAACCAACACAGCGGGTCCCTT
 GGGGAGGTGCTCTCTCGCCGGTGTGTGAACCTTCTGAAGACTGCGTTGCGGCCAGACATGTGCCCAAGT
 CCGAECTCAAGCTGCAGTGGTTCGACAAGCTGTGATGACTGTGGAGCAGCCAAACCAAGTGAECTATGG
 GAATATCTGCACGGGCTAGAAGTGTGAGCTTCTGCTAACTGTCTCCAGTCCCAGCCATCCTCAGT
 AGCTTCAAACCTCTGCAGCGTGAATTCGCCCTGCATGACATGTGAAACACCAAGGTGTTGCGAGCCG
 TCCACAGCCTTCTCTCGCGCTGATGAGCATTTCCTAACAGAGCCGAGTACTTCCAGTGTGGCTCCAA
 ATATGAAGAGCTGGAGTGCCTCTACGACGCCGTCGGAAGGTCACTATGAAGGGCTCACCACACTGAG
 AAGGCCACCAATGCCAATCCCTCCAGCTTTCGGGACCCTTATGATCCTCAAGTCTGCCTGCAGCAACA
 ACCCCAGTACATAGACAGGCTGATCTCCGTCTTATGCGCTCCCTGCAGAAGATGGTCCGGGAGCATT
 AAACCCTCAGGCAGCGTCAGGAAGCACCAGCCACTCAGGTACAAGCGAGCTGGTGTGCTGAGTCTG
 GAGCTGGTGAAGACGCGCCTGGCAGTGTGAGCATGGAGATGCGGAAGAAGTTCATCCAGGCCATCCTGA
 CATCCCTCATCGAAAAATCACCAGATGCCAAAATCCTCCGGGCTGTGGTCAAAATCGTGGAAAGATGGGT
 CAAGAATAACTCCCAATGGCAGCCAATCAGACACCTACACTCCGGGAGAAGTCCATTTTGCTTGTGAAG
 ATGATGACTTACATAGAAAAACGCTTTCGGAAGACCTTGAATTAATGCCAGTTTTTAGATCTTGTTA
 ACTATGTCTACAGGGATGAGACCCTCTCTGGCAGCGAGCTGACGGCGAAACTTGAGCCTGCCTTTCTCTC
 TGGGCTGCGCTGTGCCAGCCACTCATCAGGGCAAAGTTTTTCGAGGTTTTTGACAACCTCATGAAACGT
 CGTGTCTACGAGCGCTTGTCTATGTGACCTGTTGCGAGAAGTGGGAAGCCATGGGAACCACTTCTGGA
 TCAAGCAGTGCATTGAGCTGCTTCTGGCCGTGTGTGAGAAGAGCACCCCACTTGGCACCAGCTGCCAAGG
 AGCCATGCTCCCGTCCATCACCACGTCATCAACCTGGCCGATAGCCACGACCGTGCCTTCCGATG
 GTCACACATGTCAAGCAGGAGCCCGGGAGCGGGAAGACAGCGAGTCCAAAGAGGAGGATGTAGAGATAG
 ACATCGAACTAGCTCCTGGGATCAGACCAGCAGCCCAAAACCAAGAAGTTCAGAAAAGGACATTGG
 AAACCAGCTGCACATGCTAACCAACAGGCACGACAAGTTTCTGGACACTCTCCGAGAGGTGAAGACTGGA
 GCGCTGCTCAGCGCTTTGTTTCTGCTGTGCCACATTTCCACGACGCTGGCAGAGAAGACGTGGTCCAGC
 TTTTCCCCAGATTGTGGAAGATCCTCTCTGACAGACAGCAGCATGCACTCGCGGGTGGAGATAAGTCCATT
 TCTGTGACGCGGAGTACCAGGTGCAGCGGACTGCCAGCCAGCGCGTGAAGTCTTTGTGGAAGCC
 ATGTCCCAGTGCCTGCCGCAATCCCCATCCGACCCTGCGTCTGAAAGTACCTGGGAAGACACACAACC
 TCTGGTCCGGTCCAGCTGATGTTGGAGCACCAGGCTTTTAAAAGGGTCTGAGTCTTCCAGATTAAGCC
 GAAGCAACAACGGAGTTTTATGAGCAGGAGAGCATCACCAGCCGAGCAGGAGATACTGGATTCCCTT
 GCGGAGCTTTACTCCCTGTTACAAGAGGAAGATATGTGGGCTGGTCTGTGGCAGAAGCGGTGCAAGTACT
 CGGAGACAGCGACTGCGATTGCTTACGAGCAGCAGGGTCTTTGAGCAGGCACAAGAATCTATGAAAA
 GGCAATGGATAAAGCCAAAAAAGAACATGAGAGGAGTAACGCCTCCCCTGCTATTTCCCTGAATACCAG
 CTCTGGGAAGACCACTGGATTTCGATGCTCCAAGGAATTGAACAGTGGGAAGCCCTGACGGAGTACGGTC
 AGTCCAAAGGCCACATCAACCCCTACCTCGTCTGGAGTGCCTGGCGGGTGTCCAAGTGGACTGCCAT
 GAAGGAGGCGCTGGTGCAGGTGGAAGTGAAGTGTCCGAAGGAGATGGCCTGGAAGGTGAACATGTACCGC
 GGATACCTGGCCATCTGCCACCCCGAGGAGCAGCAGCTCAGCTTTCATCGAGCGCTGGTGGAGATGGCCA
 GCAGCTGGCCATCCGCGAGTGGCGGGCTGCCACAGTGTGCCACGTGCACACGCTCTCTACA

```

GGCAGCCAGCAATCATCGAACTCCAGGAAGCTGCACAAATCAACGCAGGCTTACAGCCAACCAACCTG
GGAAGGAACAACAGCCTGCACGACATGAAGACGGTGGTGAAGACCTGGAGGAACCGACTGCCCATCGTGT
CTGACGACTTGTCCCAGTGGAGCAGCATCTTATGTGGAGGCAGCATCATTACCAGGCGATTGTAAGTGC
CTATGAGAATAGCTCTCAGCATGATCCCAGTCAAATAACGCTATGCTTGGGGTTCATGCATCAGCTTCA
GCGATCATCCAGTATGAAAAATCGCCCGAAACAAGGACTGGTCAATGTAGCTCGGATATATTAAGTC
GGATTACTACTTCCAAGTCTCTATCGTGGATTGCTTCCAGAAGATTCGACAGCAAGTAAATGCTA
CCTCCAGCTGGCAGGCGTATGGGCAAAAACGAGTGCATGCAGGGCCTTGAAGTTATTGAATCTACAAAT
TTAAAATACTTCAAAAAGAGATGACAGCCGAATTTTATGCACTGAAGGAATGTTCTTGGCTCAGATCA
ACAAGTCCGAGGAGGCAAAACAAAGCCTTCTCTGCAGCTGTGCAGATGCACGATGTGCTGGTAAAAGCCTG
GGCCATGTGGGCGACTACCTGGAGAACATCTTTGTGAAGGAGCGGCAGCTGCACCTGGGCGTGTCTGCC
ATCACCTGCTACCTGCACGCTGCCGCATCAGAACGAGAGCAAATCGAGGAAATACTTAGCCAAGGTGC
TGTGGCTTTTGTAGTTTGTATGATGACAAAAACACTTTGGCAGATGCCGTGCACAAGTACTGCATTGGTGT
GCCACCCATCCAGTGGCTGGCTGGATCCACAGCTGCTCACCTGCCTGGTTGGCTGGAGGAAAGCTG
CTTTGAACCTCATTAGCCAGGTTGGACGCGTGTATCCCAAGCGGTCTACTTTCCCATCCGGACCTGT
ACCTGACCCTGAAAATAGAACAGCGGGAACGCTACAAGAGCGATCCAGGGCCCATAGAGCAACAGCACC
CATGTGGCGCTGCAGCCGAATCATGCACATGCAGCGAGAGCTCCACCCACCCCTTCTGTCTCCCTGGAA
GGCATCGTCGATCAGATGGTCTGGTTCCAGAGAAAATTGGCATGAAGAGGTTCTCAGGCAGCTCCAACAGG
GCCTGGCGAAATGTTACTCCGTGGCGTTTGGAGAAAAGTGGAGCGGTGTCGATGCTAAAATCACCCCCA
CACTCTCAATTTTGTGAAGAAGTTGGTGAACGCTTTGGGGTGGGCGTGGAGAATGTGTCCAACGCTCTG
ACCATGTTCTCCAGCGCAGCCTCTGAGTCTTGGCCCGCGGGCGCAGGCCACTGCACAAGACCTGTCT
TTCAGAAGCTGAAAGGCCAGTTCACGACGGATTTGACTTCAGCGTTCAGGATCCATGAAGCTTCATAA
TCTTATTTCTAAGTTGAAAAAGTGGATCAAAATCTTGGAGCCAAGACCAAGCAACTCCCCAAATCTTCC
CTCATAGAGGAAAAGTCCCGTCTTGGCAATTTCTCGGCACAGACAGCTGAAGTGGAAATCTTGGGG
AGTTTCTGATGCCAAAGCCAACGCATTATTACATCAAGATTGCACGGTTATGCCCCGGGTAGAGATTGT
GCAGAAGCACAACACCGCAGCCCGCGGCTGTACATCCGGGGACACAATGGCAAGATCTACCCATACCTC
GTCATGAACGACGCTGCCTCACAGAGTACGCGGAGAGGAGCGTGTGTTGCAGCTGCTGCGTCTGCTGA
ACCCCTGTTTGGAGAAGAGAAAGGAGACCACCAAGAGGCATTGTTTTTTCACAGTCCCCGGGTTGTGGC
AGTTTCCCCACAGATGCGCCTCGTGGAGGACAACCCCTCTTCACTTTCCCTTGTGGAGATCTACAAGCAG
CGCTGCGCAAGAAGGGCATCGAGCATGACAACCCCATCTCCCGTACTATGACCGGCTGGCTACGGTGC
AGGCGCGGGAACCAAGCCAGCCACCAGTCTCCGCGACATCCTCAAGGAGGTTCAGAGTAACATGGT
GCCGCGCAGCATGCTCAAGGAGTGGGCGTGCACACCTTCCCAATGCCACGGACTACTGGACGTTCCGG
AAGATGTTCAACATCCAGCTGGCTCTGATAGGCTTCGCGGAATTCGTCTGCATTTAAATAGACTCAACC
CCGAGATGTTACAGATCGCTCAGGACACTGGCAAACCTGAATGTTGCCTACTTTTCGATTTGACATAACGA
CGCGACTGGAGACCTGGATGCCAACCGTCTGTCCATTTGACTCACGCCCAACATTTCTGAGTTTCTG
ACCACCATCGGGGTCTCCGGCCCGTTGACAGCGTCCATGATTGCGGTGCGCCCGTCTTCCGCCAGCCAA
ACTTTAAGGTGGATGGCATTCTGAAAACGGTCTCCGGGACGAGATCATTGCTTGGCACAAAAAACACA
AGAGGACACGCTCTCTCTCTCGCCCGCCGGCAGCCAGAGAACATGGACAGCCAGCAACTGGTGTCC
CTGGTTCAGAAAGCCGTCACCGCCATCATGACCCGCTGCACAACCTCGCCAGTTCGAAGGCGGGGAAA
GCAAGGTGAACACCCCTGGTGGCCGCGGCAACAGCCTGGACAATCTGTGCCGATGGACCCCGCTGGCA
CCCTGGCTG
    
```

AGCGGACCGACGCGTACGCGCCGCTCGAG - GFP Tag - GTTTAA

Protein Sequence:

>RG219527 representing NM_003496

Red=Cloning site Green=Tags(s)

```

MAFVATQGATVVDQTTLMKKYLQFVAALTDVNTPEDETKLMMQEVSENFENVNTSSPQYSTFLEHIIPRFL
TFLQDGEVQFLQEKPAQQLRKLVEIHRIPNEHLRPHTKNVLSVMFRFLETENEENVLICLRITIELH
KQFRPPIITQEIHHFLDFVKIYKELPKVNVRYFENPQVIPENTVPPPEMVMGITTTIAVKVNEREDSETR
THSIIPRGLSLKVLAEPLIIVVLMYQLYKLNHNVVAEFVPLIMNTIAIQVSAQARQHKLYNKELYADF
IAAQIKTLSFLAYIIRIYQELVTKYSQQMVKGMLQLLSNCPAETAHLRKELLIAAKHILTTLELRNQFIPC
MDKLFDESILIGSGYTARETLRPLAYSTLADLVHHVRQHPLSDLSLAVQLFAKNIDDESLPSSIQTMS
KLLLNLDVCIRSKSEQESGNRDLVLRMLEVFVLFKHTIARYQLSAIFKCKPQSELGAVEAALPGVPTA
    
```

PAAPGPAPSPAPVPAPPPPPPPPPATPVTPAPVPPFEKQGEKDKEDKQTFQVTDRCRSLVKTLVCGVKTI
 TWGITSCKAPGEAQFIPNKQLQPKETQIYIKLVKYAMQALDIYQVQIAGNGQTYIRVANCQTVRMKEEKE
 VLEHFAGVFTMMNPLTFKEIFQTTVPYMYVERISKNYALQIVANSFLANPTTSALFATILVEYLLDRLPEM
 GSNVELSNL YLKLFLKLVFGSVSLFAAENEQMLKPHLHKI VNSSMELAQTAKEPYNYFLLLRALFRSISGGG
 SHDLLYQEFPLLPNLLQGLNMLQSLGHKQHMKDLFVELCLTVPVRLSLLPYLPMLMDPLVSALNGSQT
 LVSQGLRTELELQVDFLQDFLQVRAELMQALWRTL RNPADSI SHVAYRVLGKFGGSRNRMKLESQ
 KLHYVVTEVQGPSITVEFSDCKASLQLPMEKAIETALDCLKSANTEPYRRQAWVEVIKFLVAMMSLEDN
 KHALYQLLAHPNFTEKTI PNVIISHRYKAQDTPARKTFEQALTGAFMSAVIKDLRPSALPFVASLIRHYT
 MVAVAQCCGPFLLPCYQVGSQPSTAMFHEENGSKGMDPLVLIDAIAICMAYEEKELCKIGEVALAVIFD
 VASIIIGSKERACQLPLFSYIVERLCACCYEQAWYAKLGGVVSIIKFLMERLPLTWVLQNNQTFLLKALLFV
 MMDLTGEVNSGAVAMAKTTLEQLLMRCATPLKDEERAEEIVAAQEKSFHHVTHDLVREVTSPNSTVRKQA
 MHSLQVLAQVTGKSVTVIMEPHKEVLQDMVPPKHLRRHQANAQIGLMEGNTFCTTLQPRFTMDLNVV
 EHKVFTYELLNLCEAEDSALTKLPCYKSLPSL VPLRIAALNALAACNYLPQSREKIIAALFKALNSTNSE
 LQEAGEACMRKFLGATIEVDQIHTHMRPLLMMLGDYRSLTLNVVNR LTVTRLPNSFNDFKCDQMMQH
 LRKWMEEVVITHKGGQRSDGNEMKICSAIINL FHLIPAAPQTLVKPLLEVVMKTERAMLIEAGSPFREPL
 IKFLTRHPSQTVELFMMEATLNDPQWSRMFMSFLKHKDARPLRDVLAANPNRITLLLPGGAQTAVRPGS
 PSTSTMRLDLQFQAIIKISIIIVKNDSDWLASQHSLSVQLRRVWVSENFQERHRKENMAATNWKPEKLLAY
 CLLNYCKRNYGDIELFLQLLRAFTGRFLCNMTFLKEYMEEIIPKNYSIAQKRALFFRFVDFNDPNFGDEL
 KAKVQLHILNPAFLYSFEKGEQELGPPNPEGDNPEISVSVITKVLDPKQADMLDLSRIYLLQYATL
 LVEHAPHHIHNNKRNRSKLRRLMTFAWPCLL SKACVDPACKYSGHLLL AHIIAKFAIHKKIVLQVFNHSL
 LKAHAMEARAIVRQAMAILTPAVPARMEDGHQMLTHWTRKIIIEEGHTVPQLVHILHLIVQHFKVYYPVR
 HHLVQHMYSAMQRLGFTPSVTIEQRRLAVDLSEVVIKWELQRIKQDQPDSDMDPNSSGEGVNSVSSSIKR
 GLSVDSAQEVKRFRTATGAI SAVFGRSQSLPGADSL LAKPIDKQHTDTVNVNFLIRVACQVNDTNTAGSP
 GEVL SRRCVNLKKTALRPDMWPKSELKQWFDKLLMTVEQPNQVNYGNICTGLEVLSFLLTVLQSPAILS
 SFKPLQRGIAACMTCGNTKVLRAVHSLLSRLMSIFPTEPSTSSVASKYEELCLYAAVGVIIYEGLTNYE
 KATNANPSQLFGTLMILKSACSNPSYIDRLISVFMRS LQKQVREHLNPQAASGSTEATSGTSELVMLS
 ELVKTRLAVMSMEMRKNFIQAILTSLIEKSPDAKILRAVVKIVEEWWKNSPMAANQPTLREKSILLVK
 MMTYIEKRFPEDELELNAQFLDLVNYVYRDETLSGSEL TAKLEPAFLSGLRCAQPLIRAKFFEVDNSMKR
 RYVERLLVYTCSONWEAMGNHFVIKQCIELLLAVCEKSTPIGTSCQGAMLP SITNVINLADSHDRAAFAM
 VTHVKQEPRERENSESKEDVEIDIELAPGDQSTPKTKELSEKDIGNQLHMLTNRHDKFLDTLREVKTG
 ALLSAFVQLCHISTTLAEKTWVQLFPRLWKILSDRQQHALAGEISPF LCSGSHQVQRDCQPSALNCFVEA
 MSQCVPPIPIRPCVLKYLKTHNLWFRSTLMLEHQAFKGLSLQIKPKQTTEFYEQESITPPQOEILDSL
 AELYSLLQEEDMWAGLWQKRCKYSETATAIAYEQHGFFEQAQESYEKAMDKAKKEHERSNASPAIFPEYQ
 LWEDHWIRCSKELNQWEALTEYQSQSGHINPYLVLECAWRVSNWTAMKEALVQVEVSCPKEMAWKVNMRY
 GYLAICHPEEQQLSFIERLVEMASSLAIREWRRPLPHVVS HVHTPLLQAAQIIELQEAQINAGLQPTNL
 GRNNSLHDMKT VVKTRNRLPIVSDDL SHWSSIFMWRQHYYQAI VTAENSSQHDPPSSNNAMLGVHASAS
 AIIQYGKIARKQGLVNVALDILSRIHTIPTVPIVDCFQKIRQVVKCYLQLAGVMGKNECMQGLEVIESTN
 LKYFTKEMTAEFYALKGMFLAQINKSEEANKAFSAVQMHVLDVKAWAMWGDYLENIFVKERQLHLGVSA
 ITCYLHACRHQNESKSRKYLAKVLWLLSFDDDKNTLADAVDKYCI GVPPIQWLAWIPQLLTCLVGSEGL
 LLNLISQVGRVYPQAVYFPIRTLYLTLKIEQRERYKSDPGPIRATAPMWRC SRIMHMQRHLHPTLLSSLE
 GIVDQMWFRENWHEEVLRLQLQQGLAKCYSVAFEKSGAVSDAKITPHTLNFVKKLVSTFGVLENSVNS
 TMFSSAASESLARRAQAQDPVFQKLGQFTTDFDFSVPGSMKLNHLISKLKWKIKILEAKTKLQPKFF
 LIEEKCRFLSNFSAQTAEVEIPGEFLMPKPTHYIYIKIARFMPRVEIVQKHNTAARLYIRGHNGKIYPYL
 VMNDACLTESRREERVLQLRLNLPCKLEKRKETT KRHLFFTVPRVVAVSPQMRLVEDNPSLSLVEIYKQ
 RCAKKGIEHDNPSRYYDRLATVQARGTQASHQVLRDILKEVQSNMVPMSMLKEWALHTFPNATDYWTFR
 KMFTIQLALIGFAEFLHLNRLNPEMLQIAQDTGKLNVA YFRFDINDATGDL DANRPVFPRLTPNISEFL
 TTIGVSGPLTASMIAVARCAQPNFKVDGILKTVLRDEIIAWHKKTQEDTSSPLSAGQPENMDSQQLVS
 LVQKAVTAIMTRLHNLAQFEGGESKVNTLVAAANSLDNL CRMDPAWHPWL

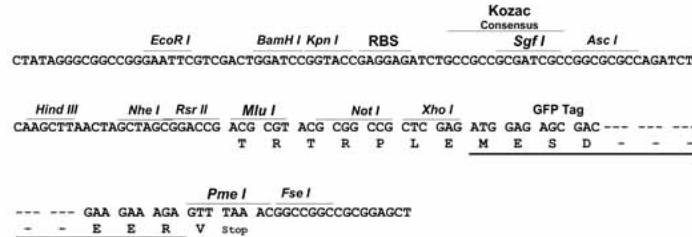
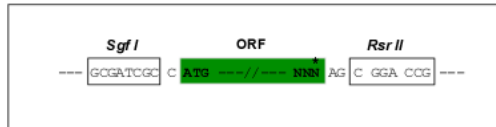
SGPTRRRLE - GFP Tag - V

Restriction Sites:

Sgfl-RsrII

Cloning Scheme:

Cloning sites used for ORF Shuttling:



ACCN: NM_003496

ORF Size: 11490 bp

OTI Disclaimer: Due to the inherent nature of this plasmid, standard methods to replicate additional amounts of DNA in E. coli are highly likely to result in mutations and/or rearrangements. Therefore, OriGene does not guarantee the capability to replicate this plasmid DNA. Additional amounts of DNA can be purchased from OriGene with batch-specific, full-sequence verification at a reduced cost. Please contact our customer care team at custsupport@origene.com or by calling 301.340.3188 option 3 for pricing and delivery.

The molecular sequence of this clone aligns with the gene accession number as a point of reference only. However, individual transcript sequences of the same gene can differ through naturally occurring variations (e.g. polymorphisms), each with its own valid existence. This clone is substantially in agreement with the reference, but a complete review of all prevailing variants is recommended prior to use. [More info](#)

OTI Annotation: This clone was engineered to express the complete ORF with an expression tag. Expression varies depending on the nature of the gene.

Components: The ORF clone is ion-exchange column purified and shipped in a 2D barcoded Matrix tube containing 10ug of transfection-ready, dried plasmid DNA (reconstitute with 100 ul of water).

Reconstitution Method:

1. Centrifuge at 5,000xg for 5min.
2. Carefully open the tube and add 100ul of sterile water to dissolve the DNA.
3. Close the tube and incubate for 10 minutes at room temperature.
4. Briefly vortex the tube and then do a quick spin (less than 5000xg) to concentrate the liquid at the bottom.
5. Store the suspended plasmid at -20°C. The DNA is stable for at least one year from date of shipping when stored at -20°C.

RefSeq: [NM_003496.1](#), [NP_003487.1](#)

RefSeq Size: 12563 bp

RefSeq ORF: 11493 bp

Locus ID: 8295

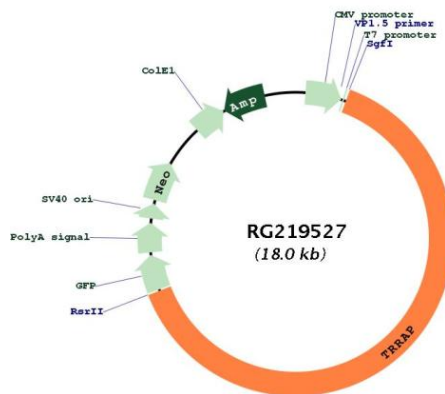
UniProt ID: [Q9Y4A5](#)

Cytogenetics: 7q22.1

Protein Families: Druggable Genome, Protein Kinase

Gene Summary: This gene encodes a large multidomain protein of the phosphoinositide 3-kinase-related kinases (PIKK) family. The encoded protein is a common component of many histone acetyltransferase (HAT) complexes and plays a role in transcription and DNA repair by recruiting HAT complexes to chromatin. Deregulation of this gene may play a role in several types of cancer including glioblastoma multiforme. Alternatively spliced transcript variants encoding multiple isoforms have been observed for this gene. [provided by RefSeq, Sep 2011]

Product images:



Circular map for RG219527