

## Product datasheet for **RG219457**

### Diazepam Binding Inhibitor (DBI) (NM\_001079862) Human Tagged ORF Clone

#### Product data:

**Product Type:** Expression Plasmids  
**Product Name:** Diazepam Binding Inhibitor (DBI) (NM\_001079862) Human Tagged ORF Clone  
**Tag:** TurboGFP  
**Symbol:** DBI  
**Synonyms:** ACBD1; ACBP; CCK-RP; EP  
**Mammalian Cell Selection:** Neomycin  
**Vector:** pCMV6-AC-GFP (PS100010)  
**E. coli Selection:** Ampicillin (100 ug/mL)  
**ORF Nucleotide Sequence:** >RG219457 representing NM\_001079862  
Red=Cloning site Blue=ORF Green=Tags(s)

GACGTTGTATACGACTCCTATAGGGCGGCCGGAATTCGTCGACTGGATCCGGTACCGAGGAGATCTGCC  
GCCGGCGCGCC

ATGTCTCAGGCTGAGTTTGAGAAAGCTGCAGAGGAGGTTAGGCACCTTAAGACCAAGCCATCGGATGAGG  
AGATGCTGTTTCATCTATGGCCACTACAAACAAGCAACTGTGGCGACATAAATACAGAACGGCCCGGAT  
GTTGGACTTCACGGCAAGGCCAAGTGGGATGCCTGGAATGAGCTGAAAGGGACTTCCAAGGAAGATGCC  
ATGAAAGCTTACATCAACAAAGTAGAAGAGCTAAAGAAAAATACGGGATA

ACGCGTACGCGGCCGCTCGAG - GFP Tag - GTTTAA

**Protein Sequence:** >RG219457 representing NM\_001079862  
Red=Cloning site Green=Tags(s)  
MSQAEFEKAAEEVRHLKTKPSDEMLFIYGHYQATVGDINTERPGMLDFTGKAKWDANLKGTSKEDA  
MKAYINKVEELKKKYGI

TRTRPLE - GFP Tag - V

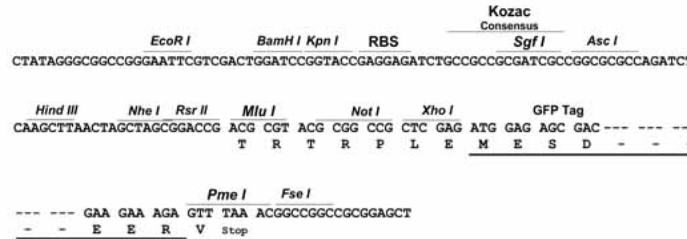
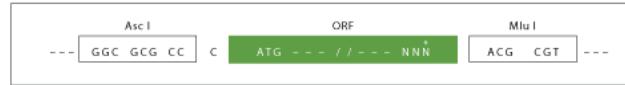
**Restriction Sites:** AscI-MluI



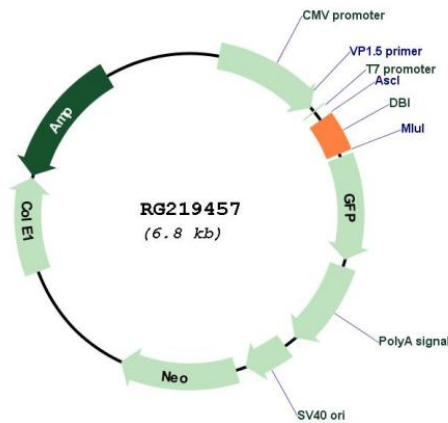
[View online »](#)

Cloning Scheme:

Cloning sites used for ORF Shuttling:



Plasmid Map:



ACCN: NM\_001079862

ORF Size: 261 bp

OTI Disclaimer: The molecular sequence of this clone aligns with the gene accession number as a point of reference only. However, individual transcript sequences of the same gene can differ through naturally occurring variations (e.g. polymorphisms), each with its own valid existence. This clone is substantially in agreement with the reference, but a complete review of all prevailing variants is recommended prior to use. [More info](#)

<b>OTI Annotation:</b>	This clone was engineered to express the complete ORF with an expression tag. Expression varies depending on the nature of the gene.
<b>Components:</b>	The ORF clone is ion-exchange column purified and shipped in a 2D barcoded Matrix tube containing 10ug of transfection-ready, dried plasmid DNA (reconstitute with 100 ul of water).
<b>Reconstitution Method:</b>	<ol style="list-style-type: none"><li>1. Centrifuge at 5,000xg for 5min.</li><li>2. Carefully open the tube and add 100ul of sterile water to dissolve the DNA.</li><li>3. Close the tube and incubate for 10 minutes at room temperature.</li><li>4. Briefly vortex the tube and then do a quick spin (less than 5000xg) to concentrate the liquid at the bottom.</li><li>5. Store the suspended plasmid at -20°C. The DNA is stable for at least one year from date of shipping when stored at -20°C.</li></ol>
<b>RefSeq:</b>	<a href="#">NM_001079862.3</a>
<b>RefSeq Size:</b>	616 bp
<b>RefSeq ORF:</b>	264 bp
<b>Locus ID:</b>	1622
<b>UniProt ID:</b>	<a href="#">P07108</a>
<b>Cytogenetics:</b>	2q14.2
<b>Protein Families:</b>	Druggable Genome
<b>Protein Pathways:</b>	PPAR signaling pathway
<b>Gene Summary:</b>	<p>This gene encodes diazepam binding inhibitor, a protein that is regulated by hormones and is involved in lipid metabolism and the displacement of beta-carbolines and benzodiazepines, which modulate signal transduction at type A gamma-aminobutyric acid receptors located in brain synapses. The protein is conserved from yeast to mammals, with the most highly conserved domain consisting of seven contiguous residues that constitute the hydrophobic binding site for medium- and long-chain acyl-Coenzyme A esters. Diazepam binding inhibitor is also known to mediate the feedback regulation of pancreatic secretion and the postprandial release of cholecystokinin, in addition to its role as a mediator in corticotropin-dependent adrenal steroidogenesis. Three pseudogenes located on chromosomes 6, 8 and 16 have been identified. Multiple transcript variants encoding different isoforms have been described for this gene. [provided by RefSeq, Jul 2008]</p>