

Product datasheet for **RG218779**

PLXNB3 (NM_005393) Human Tagged ORF Clone

Product data:

Product Type:	Expression Plasmids
Product Name:	PLXNB3 (NM_005393) Human Tagged ORF Clone
Tag:	TurboGFP
Symbol:	PLXNB3
Synonyms:	PLEXB3; PLEXR; PLXN6
Mammalian Cell Selection:	Neomycin
Vector:	pCMV6-AC-GFP (PS100010)
E. coli Selection:	Ampicillin (100 ug/mL)
ORF Nucleotide Sequence:	>RG218779 representing NM_005393 Red=Cloning site Blue=ORF Green=Tags(s)

TTTTGTAATACGACTCACTATAGGGCGGCCGGAATTCGTCGACTGGATCCGGTACCGAGGAGATCTGCC
GCC**CGATCGCC**

ATGTGCCACGCCGCCAGGAGACCCCTCTGCTGCACCACTTCATGGCCCCGTGATGGCTCGCTGGCCTC
CCTTCGGCCTCTGCCTCCTCTGCTGCTGTCCACCCAGCCACTGCCCTTGACAGGGGCCATCGCTT
CTCCGCACCTAATACCACTCTCAACCACTTGGCACTGGCACCTGGCCGAGGCACACTCTATGTCGGCGCA
GTGAACCGCCTCTCCAGCTCAGCCCCGAGCTGCAGCTCGAGGCCGTGGTGTCACTGGCCCTGTAATCG
ACAGCCCTGACTGCGTGCCTTCCGTGACCCAGCCGAGTGCACAGGCCAGCTCACTGACAATGCCAA
CCAGCTGCTGCTGGTGGAGCAGCCGCGCCAGGAGCTGGTGGCCTGCGGGCAGGTGCGGCAGGGCGTGTG
GAGACACGGCGCCTTGGGGATGTGGCCGAGGTGCTGTACCAGGCTGAGGACCCTGGTGACGGGCAGTTTG
TGGCTGCCAATACCCCGGAGTGGCAACGGTGGGGCTGGTGGTGCCTTGCCCGGGCCGGACCTCCTGCT
TGTGGCCAGAGGCTGGCGGGCAAGCTGTGCGCAGGGGTGCCACCCTGGCCATCCGCCAGCTGGCCGGG
TCTCAGCCCTTCTCCAGCGAGGGCCTGGCCGCTGGTGGTGGGCGACTTCTCCGACTACAACAACAGCT
ACGTGGGGCCTTTGCCGACGCCCGCTCCGCTACTTCGTGTTCCGCCCGCGGGGCCGGGCCAGGC
TGAGTACCGCTCCTACGTGGCCCGCTGCTGCTGGGGACACCAACCTGTACTCCTACGTGGAGGTCCCC
CTCGCCTGCCAGGGCCAGGGCCTCATCCAGGCCGCTTCCCTTGCCCGGGCACCTTGCTAGGGGTGTTTG
CCGCGGGCCCAAGGGCACCCAGGCGGCTCTGTGCCTTCCCATGGTGGAGCTGGGTGCCAGCATGGA
GCAGGCCCGGAGACTCTGCTACACGGCGGGCGGGCCCGGGCCAGCGGCGCAGAGGAAGCCACCGTGGAG
TACGGCGTCACGTGCGCTGCGTACCCTGCCCTTGATTCCCCGAGTCGTACCCTGTGGCGACGAGC
ACACCCCGAGCCCAATTGCTGGCCGCCAGCCCTGGAGGTCCAGCCTCTGCTGAAGCTCGGGCAGCCGT
CAGCGCGTGGCAGCTCTCCAGGCAGATGGGCACATGATAGCCTTCTGGGGACACCCAGGGCCAGCTG
TACAAGGTCTTTCTCCAGGCTCCAGGGCCAGGTTTACCACTCCAGCAAGTGGGGCTCCAGGCTCAG
CCATCAGCCAGACCTGCTGCTGGACAGCAGTGGCAGTCACTCTATGTCCTGACTGCCACCAGGTGGA
CCGGATACCTGTGGCAGCCTGCCCCAGTCCCTGACTGTGCCAGCTGCCTCCAGGCCAGACCCGCTG



[View online >](#)

TGTGGCTGGTGTCTCCTCCAGGGCAGGTGTACCCGGAAGGGCCAGTGC GGCGGGCAGGCCAGCTGAACC
 AGTGGCTGTGGAGTTATGAGGAGGACAGCCACTGCCTGCACATCCAGAGCCTGCTGCCGGGCCACCACCC
 CCGCCAGGAGCAGGGCCAGGTCACTTTGTCTGTCCCCGGCTGCCCATCTGGATGCAGATGAATACTTC
 CATTGTGCGTTTCGGGGACTATGACAGCTTGGCTCATGTGGAAGGGCCCCACGTGGCCTGTGTACCCCTC
 CCCAAGACCAGGTGCCACTTAACCTCCAGGCACAGACCAGTCACTGTGCCCTGGCCCTGATGTTTGA
 GGACGTGACTGTGGTGCCACCAACTTCTCTTTATGACTGCAGTGCCGTCCAGGCCTTGAGGGCGGCT
 GCCCGGTGTCGCGCTTGGCTGGGCAGCATCTGGCGGTGTCAGTGGTCCCCGAGATAGCCACTGCGTGT
 ACGGAGAGCACTGCCAGAGGGCGAGAGGACCATCTACAGCGCCAGGAGGTGGACATCCAGGTGCGTGG
 CCCAGGGGCTTGCCACAGGTCGAAGGCCTGGCAGGTCCCCACCTGGTGCCTGTGGGCTGGGAGAGCCAT
 TTGGCCCTACGCGTGC GGAACTTCAACATTTCCGAGGCCTGCCTGCCTCCTTCCACTGCTGGTGGAGC
 TGCCTGGAGAACTTCGGGACTGCCGGCCACCCTGGAGGAGACAGCAGGGGATTCAGGCCTCATCCACTG
 CCAGGCCACCAGTTTTATCCCTCCATGTCCAGCGGGAGCTCCCAGTGCCATCTACGTACCCAGGGT
 GAAGCCCAGAGGCTGGACAACCCCATGCTCTTTATGTGATCCTGTACGACTGCGCCATGGGCCACCCGG
 ACTGCAGCCACTGCCAAGCGGCCAACAGGAGCCTGGGCTGCCTGTGGTGTGCTGACGCCAGCCTGCCTG
 TCGCTATGGGCCCTTGTGCCCGGGGGCTGTGGAGCTGCTGTGCTCCTGCGCCAGCATTGATGCAGTC
 GAGCCCTGACCCGTCCCCTGAGGGAGGCTTGGCCCTACCATCCTGGGCTCCAACCTGGGCCGGGCT
 TCGCCGATGTGCAGTACGCCGTGAGCGTGGCCAGCCGGCCCTGCAACCCTGAGCCCTCTCTACCCGAC
 GTCGGCCCCGATTGTGTGTGTGACATCTCCTGCCCCCAATGGCACCCTGGGCCCGTCCGGGTGGCCATT
 AAGAGCCAGCCACCAGGCATCTCAAGCCAGCACTTCACTACCAGGACCCTGTCTGCTGAGCCTGAGTC
 CTCGCTGGGGCCCCAGGCAGGGGGCACCAGCTCACCATCCGAGGTGAGCACCTCCAGACAGGTGGCAA
 CACCAGTGCTTCGTGGTGGCCAACCTGTCCATCCTGGAGCCAGTGTGTCCGGAGGCCATCGTGTGC
 CGTACCAGGCCCCAGGCTGCCCCAGGAGAAGCAGCGGTCTTGTGGTCTTTGGCCATGCCAGCGCACAC
 TGCTCGCCAGCCCTTCCGCTACACCCCAACCCAGCTTGTAGCGGGGAGCCAGTACTGCTTCCG
 GGGGGTGGGCGACTGATCCGTGTACAGGGCACCCGGCCTAGACGTGGTGCAGCGGCCCTACTGTCTGTG
 TGCTGGAGGCTGACGCAGAGGTGACGGCTTCCAGGGCCAGCCAGGCCACAGCAAGGAGGAGCT
 GTGGAGCCCTGCTGCGGACCCAGGCTTGTATCCAGCTCGGTGGGGGGCTGCTGCAGTCTCCACCGT
 CTGCTCCGTCAACTCGTCCAGCCTCCTCCTGTGCCGGAGCCCTGCTGTACCAGACAGAGCCACC CGCAG
 CGGGTCTTCTTACCCTAGACAACGTGCAAGTGGACTTCGCCAGTGCAGTGGGGCCAGGGCTTCTGT
 ACCAGCCAAACCCCGCCTGGCACCCCTCAGCCGCGAGGGGCTGCCCGCCCTACCGCCTAAGCCAGG
 CCATGTCTGGATGTGGAGGGCAGGGCCTCAACCTGGGCATCAGCAAGGAGGAGGTGCGCGTGCACATC
 GGCCGCGCGGAGTGCCTGGTGAAGACGCTCACGCGCACCCACCTGTACTGCGAGCCGCTGCGCACGCC
 CGCAGCCTGCCAATGGCTCCGGCCTGCCACAGTTCGTGGTGCAGATGGGCAATGTGCAGCTGGCCCTGGG
 CCCTGTGCAGTACGAGGCTGAACCCCGCTGTCTGCCTTCCCGTGGAGGCCAGGCAGGCGTGGGCATG
 GGTGCTGCAGTGTGATTGCCGCGTGTCTCCTCCTCACCTCATGTACAGGCACAAGAGCAAGCAGGCC
 TGCGGGACTACCAGAAGGTGCTAGTGCAGCTGGAGAGCCTGGAGACC GGCGTGGGAGACCAGTGGCCAA
 GGAGTTACAGACCTCATGACGGAGATGACCGACCTCAGCAGCGACCTGGAGGGCAGCGGGATCCCTTC
 CTGGACTACCGCACCTACGCCGAGCGCCTTCTTCCCTGGCCATGGCGGTTGCCCGTGCAGCCCAAGC
 CTGAGGGGCCAGGGGAGGACGGCCACTGTGCCACTGTGCCAGGGCCTCAGCAGCTCTCCAACCTGCT
 CAACAGCAAGCTTCTCCTCACGCTCATCCACACCCTGGAGGAGCAGCCAGCTTTTCCAGAGGGAT
 CGCTGCCATGTGGCTTCGCTGCTGCTAGCGCTACACGGCAAGCTGGAGTACCTGACGGACATCATGA
 GGACCCTGCTGGGTGACCTGGCGGCCATTACGTGCACAGGAACCCCAAGCTCATGCTACGAGGACAGA
 GACCATGGTGGAGAACTGCTACCAACTGGTGTCCATCTGCCTGTACGCCCTTCTGAGGGAGGTGGCT
 GGTGAACCACTGTACATGCTTTCGGGCCATCCAGTACCAGGTGGACAAAGGCCCGTGGACGCCGTGA
 CAGGCAAGGCCAAACGGACCCTGAATGATAGCCGCTTGTGCGGGAGGACGTGGAGTTCCAGCCCTGAC
 GCTGATGGTGTGGTGGGGCCGGGCTGGCGGGCCGAGGCAGCAGCGAGATGCAGCGCTGCCAGCC
 CGGGTGTGACACGGACACCATCACCCAGGTCAAGGAGAAGGTGTTGGACCAAGTCTACAAGGCCACCC
 CCTTCTCCAGAGGCCCTCAGTGCATGCCCTAGACCTTGTAGTGGCGCTCAGGCCTGGCTGGTGCCTGAC
 CCTATCGGACGAAGACTTGACCTCCGTGACCCAAAACCACTGGAAGAGACTCAACACCTTGAACACTAC
 AAGGTCCCAGATGGAGCAACAGTGGGGCTGTCCCTCAGCTGCACCCTGGCAGCACCATCTCCAGAGCC
 TGGCCAGAGGTGCCCTTGGGAGAGAACATACCACGCTGGAGGATGGCGAGGAGGGGGGGTGTGCCCT
 CTGGCACCTGGTAAAAGCCACCGAGGAGCCAGAAGGGGCCAAGGTGCGGTGCAGCAGCCTGCGGGAGCGC
 GAGCCAGCAAGGGCCAAGGCCATTCGGAAATCTACCTCACCCGCTGCTGTCCATGAAGGGCACGCTGC

AGAAGTTTGTGGACGACACCTTCCAGGCCATTCTCAGCGTGAACCGGCCATCCCCATCGCCGTC AAGTA
 CCTGTTTGACCTTCTGGATGAGCTAGCAGAGAAGCACGGCATCGAGGACCCAGGGACCTGCACATCTGG
 AAGACCAACAGTCTGCTGCTGCGGTTCTGGGTGAATGCCTTGAAGAACCACAGCTCATCTTTGATGTAC
 GGGTGTCCGACAATGTGGACGCCATCCTTGCTGTATCGCCAGACCTTCATTGACTCCTGTACCACCTC
 GGAGCATAAAGTGGGCCGGGATCCCCAGTGAACAACTGCTCTACGCCGGGAGATCCCACGCTACAAG
 CAGATGGTGGAGAGTACTATGCGGACATTCCAGAGCTCTCCGGCAGCTACCAGGAGATGAACCTCTG
 CTTTGGCTGAGCTCTCCGGAACTACACTTCTGCTCCCCACTGTCTGGAGGCTCTGCAAGAACTCTACAA
 CCACATCCACAGTACTATGATCAGATTATCAGTGCCCTGGAGGAGGACCTGTGGCCAGAAGCTGCAG
 CTGGCCTGCCGCTGCAGCAGGTCGCCGCTGTTGAAAAACAAAGTGACTGACCTG

AGCGGACCGACGCGTACGCGGCCGCTCGAG - GFP Tag - GTTTAA

Protein Sequence:

>RG218779 representing NM_005393
 Red=Cloning site Green=Tags(s)

MCHAAQETPLLHHFMAPVMARWPPFGLCLLLLLSPPPLPLTGAHRFSAPNTTLNHLALAPGRGTLVYGA
 VNRLFQLSPELQLEAVAVTGPVIDSPDCVFRDPAECPQAQLTDNANQLLLVSSRAQELVACGQVRQGV
 ETRRLGDVAEVLQAEDPGDQFVAANTPGVATVGLVVPLPGRDLLLLVARGLAGKLSAGVPLAIRQLAG
 SQPFSSEGLGRLVVGDFSDYNNYSYVGFADARSAYFVFRRRGARAQAEYRSYVARVCLGDTNLSYVEVP
 LACQGGQLIQAFLAPGTLGVFAAGPRGTQAALCAFPMVELGASMEQARRLCYTAGRGPSSGAEAEATVE
 YGVTSRVTLPLDSPESYPCGDEHTPSP IAGRQPLEVQPLLLKLGQPVSAVAALQADGHMIAFLGDTQGQL
 YKVFHLHSGQGVYHSQQVGGPPGSAISPDLLLLDSSGSHLYVLTAHQVDRIPVAACPQFPDCA
 SCQLQAQDPLCGWCVLQGRCTRKGQCGRAGQLNQWLWSEEDSHCLHIQSLLPGHHPRQEQGQVTL
 SVPRILPILDADYEYHCAFGDYDSLAVHEGPHVACVTPPQDQVPLNPPGTDHVTVPLALMFEDVT
 VAATNFSFYDCAVQALEEAAPCRCACVGSIWRCWCPQSSHCYVEGHECPEGERTIYSAQEV
 DIQVRGPGACQVEGLAGPHLVPVWESH LALRVRNLQHFRGLPASFHCWLELPGELRGLPAT
 LEETAGDSGLIHCQAHQFYPSMSQRELVPVIYVTQG EAQRLDNTHALYVILYDCAMGHPDC
 SHCQAANRSLGCLWCADGQPACRYGPLCPPGAVELLCAPSIDAV EPLTGPPEGLAL
 TILGSLNLRGAFADVQYAVSVASRPCNPEPSLYRTSARIVCVTSPAPNGTTPV
 RVAIKSQPPGISSQHFYQDPVLLSLSPRWGPQAGGTQLTIRGQHLQTGGNTSAFVGGQPC
 ILEPVCEAIVC WLEADAQVQASRAQPDQPRRSCGAPAADPQACIQGGGLLQCSTVCSVNS
 SSSLLCRSPA
 VPDRAHPQ RVFFTLDNVQVDFASASGGQGFYQPNRPLAPLSREGPARPYRLKPGHVL
 DVEGEGLNLGISKEEVRVHIGRGECLVKTLTRTHLYCEPPAHAPQANGSGLPQFVVQMG
 NVQLALGPVQYEAEPPLSAFPVEAQAGVGM GAAVLI
 AAVLLLLTMYRHKSKQALRDYQKVLVQLESLETGVDQCRKEFTDLMTEMTDLSSD
 LEGSGIPFLDYRTYAERAFPPGHGGCPLQPKPEGGEDGHCA
 TVRQGLTQLSNLLNSKLFLLTLIHTLEEQPSFSQRDRCHVASLLSLALHGKLE
 YLTDIMRLLGDLAAHYVHRNPKMLRRTETMVEKLLTNWLSICLYAFLREVA
 GEPLYMLFRAIQYQVQDKGPVDAVTGKAKRTLND
 SLLREDVEFQPLTMVLVGPGAGGAAGSSEMQRVPA RVLDTDTITQVKEKVL
 DQVYKGTFFSQRPSVHALDLEWRSGLAGHLTLDLSD
 EDTSVTQNHWKRLNLTQHY KVPD
 GATVGLVPQLHRGSTISQSLAQRCPLGENIPTLE
 DGEEGVCLWHLVKATEEPEGAKVRCSSLRER EP
 ARAKAIPEIYLTRLLSMKGTQKQFVDDTFQAIL
 SVNRPIPIAVKYLFLLDELAEKHGIEDPGLHIW
 KTNSLLLRFWVNALKNPQLIFDVRVSDNVDAI
 LAVIAQTFIDSCTTSEHKVGRDSPVNKLLYARE
 IPRYK QMVERYADIRQSSPASYQEMNSALAE
 LSGNYTSAPHCLEALQELYNH
 IHRYYDQII
 SALEEDPVGKQLQ LACRLQVAALVENKVTDL

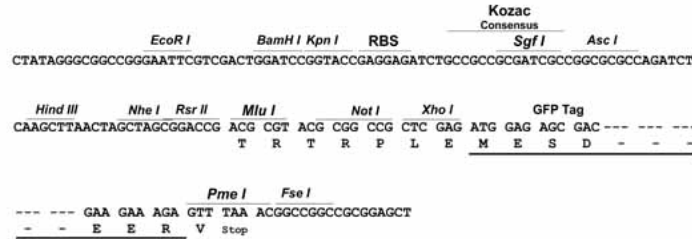
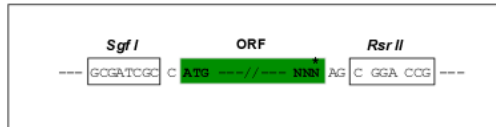
SGPTRRRLE - GFP Tag - V

Restriction Sites:

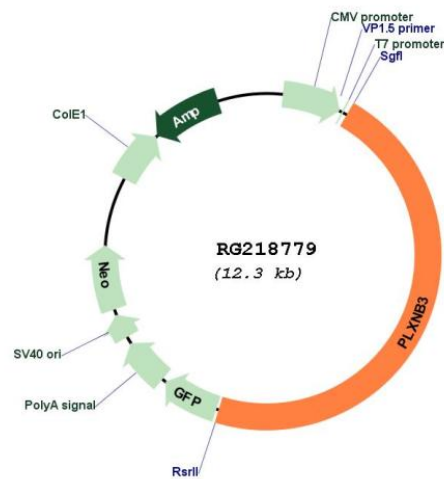
SgfI-RsrII

Cloning Scheme:

Cloning sites used for ORF Shuttling:



Plasmid Map:



ACCN: NM_005393
 ORF Size: 5727 bp

OTI Disclaimer:	The molecular sequence of this clone aligns with the gene accession number as a point of reference only. However, individual transcript sequences of the same gene can differ through naturally occurring variations (e.g. polymorphisms), each with its own valid existence. This clone is substantially in agreement with the reference, but a complete review of all prevailing variants is recommended prior to use. More info
OTI Annotation:	This clone was engineered to express the complete ORF with an expression tag. Expression varies depending on the nature of the gene.
Components:	The ORF clone is ion-exchange column purified and shipped in a 2D barcoded Matrix tube containing 10ug of transfection-ready, dried plasmid DNA (reconstitute with 100 ul of water).
Reconstitution Method:	<ol style="list-style-type: none">1. Centrifuge at 5,000xg for 5min.2. Carefully open the tube and add 100ul of sterile water to dissolve the DNA.3. Close the tube and incubate for 10 minutes at room temperature.4. Briefly vortex the tube and then do a quick spin (less than 5000xg) to concentrate the liquid at the bottom.5. Store the suspended plasmid at -20°C. The DNA is stable for at least one year from date of shipping when stored at -20°C.
RefSeq:	NM_005393.3
RefSeq Size:	6211 bp
RefSeq ORF:	5730 bp
Locus ID:	5365
UniProt ID:	Q9ULL4
Cytogenetics:	Xq28
Protein Families:	Druggable Genome
Protein Pathways:	Axon guidance
Gene Summary:	The protein encoded by this gene is a member of the plexin family. It functions as a receptor for semaphorin 5A, and plays a role in axon guidance, invasive growth and cell migration. Alternatively spliced transcript variants encoding different isoforms have been found for this gene. [provided by RefSeq, Sep 2009]