OriGene Technologies, Inc.
9620 Medical Center Drive, Ste 200
Rockville, MD 20850, US
Phone: +1-888-267-4436
https://www.origene.com
techsupport@origene.com
EU: info-de@origene.com
CN: techsupport@origene.cn

Product datasheet for RG217941

CD200 (NM_001004196) Human Tagged ORF Clone

Product data:

Product Type:	Expression Plasmids
Product Name:	CD200 (NM_001004196) Human Tagged ORF Clone
Tag:	TurboGFP
Symbol:	CD200
Synonyms:	MOX1; MOX2; MRC; OX-2
Mammalian Cell Selection:	Neomycin
Vector:	pCMV6-AC-GFP (PS100010)
E. coli Selection:	Ampicillin (100 ug/mL)

ORF Nucleotide Sequence:

```
>RG217941 representing NM_001004196
Red=Cloning site Blue=ORF Green=Tags(s)

TTTTGTAATACGACTCACTATAGGGCGGCCGGGAATTCGTCGACTGGATCCGGTACCGAGGAGATCTGCC
GCCGCGATCGCC

ATGGAGAGGCTGACTCTGACCAGGACAATTGGGGGCCCTCTCCTTACAGCTACACTCCTAGGAAAGACCA
CCATCAATGATTACCAGGTGATCAGGATGCCCTTCTGTCATCTGTCTACCTACAGCCTGGTTTGGGTCAT
GGCAGCAGTGGTGCTGTGCACAGCACAAGTGCAAGTGGTGACCCAGGATGAAAGAGAGCAGCTGTACACA
CCTGCTTCCTTAAAATGCTCTCTGCAAAATGCCCAGGAAGCCCTCATTGTGACATGGCAGAAAAAGAAAG
CTGTAAGCCCAGAAAACATGGTCACCTTCAGCGAGAACCATGGGGTGGTGATCCAGCCTGCCTATAAGGA
CAAGATAAACATTACCCAGCTGGGACTCCAAAACTCAACCATCACCTTCTGGAATATCACCCTGGAGGAT
GAAGGGTGTTACATGTGTCTCTTCAATACCTTTGGTTTTGGGAAGATCTCAGGAACGGCCTGCCTCACCG
TCTATGTACAGCCCATAGTATCCCTTCACTACAAATTCTCTGAAGACCACCTAAATATCACTTGCTCTGC
CACTGCCCGCCCAGCCCCCATGGTCTTCTGGAAGGTCCCTCGGTCAGGGATTGAAAATAGTACAGTGACT
CTGTCTCACCCAAATGGGACCACGTCTGTTACCAGCATCCTCCATATCAAAGACCCTAAGAATCAGGTGG
GGAAGGAGGTGATCTGCCAGGTGCTGCACCTGGGGACTGTGACCGACTTTAAGCAAACCGTCAACAAAGG
CTATTGGTTTTCAGTTCCGCTATTGCTAAGCATTGTTTCCCTGGTAATTCTTCTCGTCCTAATCTCAATC
TTACTGTACTGGAAACGTCACCGGAATCAGGACCGAGAGCCC

ACGCGTACGCGGCCGCTCGAG - GFP Tag -  GTTTAA
```

This product is to be used for laboratory only. Not for diagnostic or therapeutic use.
©2023 OriGene Technologies, Inc., 9620 Medical Center Drive, Ste 200, Rockville, MD 20850, US

View online »

Protein Sequence:

```
>RG217941 representing NM_001004196
Red=Cloning site Green=Tags(s)

MERLTLTRTIGGPLLTATLLGKTTINDYQVIRMPFCHLSTYSLVWVMAAVVLCTAQVQVVTQDEREQLYT
PASLKCSLQNAQEALIVTWQKKKAVSPENMVTFSENHGVVIQPAYKDKINITQLGLQNSTITFWNITLED
EGCYMCLFNTFGFGKISGTACLTVYVQPIVSLHYKFSEDHLNITCSATARPAPMVFWKVPRSGIENSTVT
LSHPNGTTSVTSILHIKDPKNQVGKEVICQVLHLGTVTDFKQTVNKGYWFSVPLLLSIVSLVILLVLISI
LLYWKRHRNQDREP

TRTRPLE - GFP Tag - V
```

Restriction Sites: SgfI-MluI

Cloning Scheme:

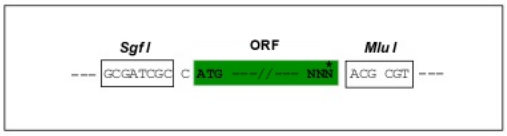

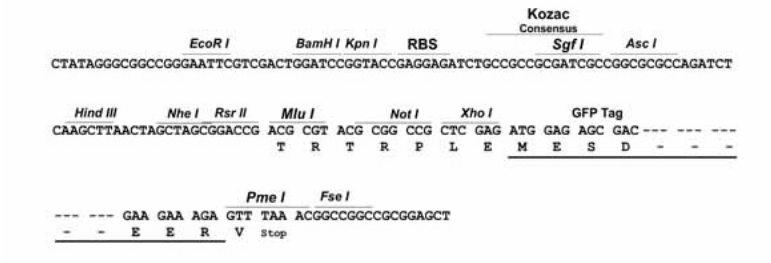

ACCN: NM_001004196

ORF Size: 882 bp

OTI Disclaimer: The molecular sequence of this clone aligns with the gene accession number as a point of reference only. However, individual transcript sequences of the same gene can differ through naturally occurring variations (e.g. polymorphisms), each with its own valid existence. This clone is substantially in agreement with the reference, but a complete review of all prevailing variants is recommended prior to use. More info

OTI Annotation: This clone was engineered to express the complete ORF with an expression tag. Expression varies depending on the nature of the gene.

Components: The ORF clone is ion-exchange column purified and shipped in a 2D barcoded Matrix tube containing 10ug of transfection-ready, dried plasmid DNA (reconstitute with 100 ul of water).

This product is to be used for laboratory only. Not for diagnostic or therapeutic use.
©2023 OriGene Technologies, Inc., 9620 Medical Center Drive, Ste 200, Rockville, MD 20850, US

Reconstitution Method:
1. Centrifuge at 5,000xg for 5min.
2. Carefully open the tube and add 100ul of sterile water to dissolve the DNA.
3. Close the tube and incubate for 10 minutes at room temperature.
4. Briefly vortex the tube and then do a quick spin (less than 5000xg) to concentrate the liquid at the bottom.
5. Store the suspended plasmid at -20°C. The DNA is stable for at least one year from date of shipping when stored at -20°C.

RefSeq: NM_001004196.1, NP_001004196.1

RefSeq Size: 2247 bp

RefSeq ORF: 885 bp

Locus ID: 4345

UniProt ID: P41217

Cytogenetics: 3q13.2

Protein Families: Transmembrane

Gene Summary: This gene encodes a type I membrane glycoprotein containing two extracellular immunoglobulin domains, a transmembrane and a cytoplasmic domain. This gene is expressed by various cell types, including B cells, a subset of T cells, thymocytes, endothelial cells, and neurons. The encoded protein plays an important role in immunosuppression and regulation of anti-tumor activity. Alternative splicing results in multiple transcript variants encoding different isoforms. [provided by RefSeq, Jan 2016]

Product images:

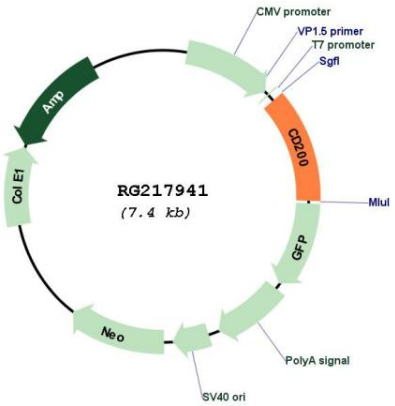

Circular map for RG217941

This product is to be used for laboratory only. Not for diagnostic or therapeutic use.
©2023 OriGene Technologies, Inc., 9620 Medical Center Drive, Ste 200, Rockville, MD 20850, US