

## Product datasheet for **RG217164**

### **FAM108B1 (ABHD17B) (NM\_016014) Human Tagged ORF Clone**

#### Product data:

Product Type:	Expression Plasmids
Product Name:	FAM108B1 (ABHD17B) (NM_016014) Human Tagged ORF Clone
Tag:	TurboGFP
Symbol:	ABHD17B
Synonyms:	C9orf77; CGI-67; FAM108B1
Mammalian Cell Selection:	Neomycin
Vector:	pCMV6-AC-GFP (PS100010)
E. coli Selection:	Ampicillin (100 ug/mL)
ORF Nucleotide Sequence:	>RG217164 representing NM_016014 Red=Cloning site Blue=ORF Green=Tags(s)

TTTTGTAATACGACTCACTATAGGGCGGCCGGAATTCGTCGACTGGATCCGGTACCGAGGAGATCTGCC  
GCC**CGATCGCC**

ATGAATAATCTTTCATTTAGTGAGCTATGTTGCCTCTTCTGCTGTCCACCTTGCCAGGGAAGATTGCTT  
CAAAATTAGCGTTTTTGGCACCTGATCCAATTACACACTGATGTGTGATGAAAGCGGAAGCCGTTGGAC  
TTTACATCTGTCTGAACGAGCAGACTGGCAGTATTCTTCTAGAGAAAAAGATGCTATTGAGTGTTCATG  
ACTAGAACCAGTAAAGGCAACAGAATTGCTTGTATGTTTGTACGTTGTTACCCAATGCGAAATACACTT  
TACTCTTCTCACATGAAATGCTGTTGATCTTGGTCAAATGAGCAGCTTTTACATAGGACTAGGATCAGC  
GATTAATTGTAATATATTCTCATATGATTATTCTGGATATGGTGCCAGTTCGGGAAACCCACAGAGAAG  
AACCTCTATGCAGACATTGAAGCTGCTTGGCTTGGCTTCTAGGACAAGATATGGCATTGCGCCTGAAAATG  
TGATTATATATGGCCAAAGTATAGGGACAGTACCGTCTGTGGATCTTGTGCTCGATATGAGAGTCTGC  
TGTTATTCTTCATTCTCCTCTGACTTCGGGAATGCGAGTTGCCTTTCCTGATACCAAGAAGACCTACTGT  
TTTGATGCATTCCCAAACATTGACAAAATCTCTAAGATAACCTCTCCAGTATTAATAATTCATGGGACTG  
AAGATGAAGTCATTGACTTTTACATGGCCTCGCATTGTTGAACGTTGCCAAAGACCTGTGGAGCCTCT  
CTGGGTTGAAGGAGCAGGTCACAATGATGTGGAACCTTTATGGACAGTATCTTAAAAGGTTGAAACAGTTT  
GTGTCACAGGAAGTGGTGCAGAAACATAAAGAAGGGAAG

**ACGCGT**ACGCGGCCGCTCGAG - GFP Tag - GTTTAA



[View online »](#)

**Protein Sequence:** >RG217164 representing NM\_016014  
Red=Cloning site Green=Tags(s)

MNLSFSELCCFLCPCPPGKIASKLAFLLPDPPTYTLMCDESGSRWTLHLSEADWQYSSREKDAIECFM  
 TRTSKGNRIACMFVRCSPNAKYTLFSGNAVDLGMSSFYIIGLSRINCNIIFYDYSYGYGASSGKPTK  
 NLYADIEAAWLALRTRYGIRPENVIYQSIGTVPSVDLAARYESAIVLHSPLTSGMRVAFDPDKKTYC  
 FDAFPNIDKISKITSPVLIHGTEDVIDFSGHLALFERCQRPVEPLWVEGAGHNDVELYGQYLERLKQF  
 VSQELVQKHKEGK

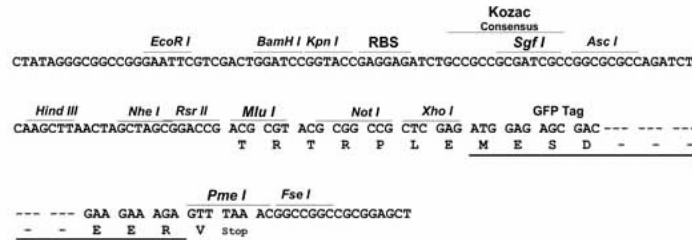
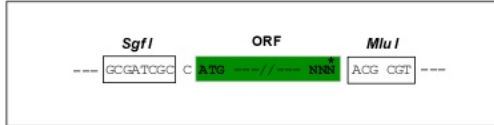
TRTRPLE - GFP Tag - V

**Restriction Sites:**

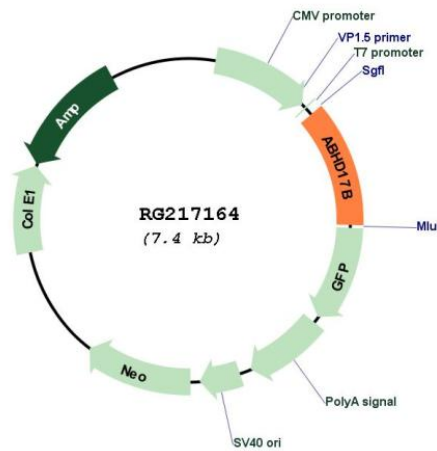
SgfI-MluI

**Cloning Scheme:**

Cloning sites used for ORF Shuttling:



**Plasmid Map:**



**ACCN:** NM\_016014

**ORF Size:** 879 bp

<b>OTI Disclaimer:</b>	The molecular sequence of this clone aligns with the gene accession number as a point of reference only. However, individual transcript sequences of the same gene can differ through naturally occurring variations (e.g. polymorphisms), each with its own valid existence. This clone is substantially in agreement with the reference, but a complete review of all prevailing variants is recommended prior to use. <a href="#">More info</a>
<b>OTI Annotation:</b>	This clone was engineered to express the complete ORF with an expression tag. Expression varies depending on the nature of the gene.
<b>Components:</b>	The ORF clone is ion-exchange column purified and shipped in a 2D barcoded Matrix tube containing 10ug of transfection-ready, dried plasmid DNA (reconstitute with 100 ul of water).
<b>Reconstitution Method:</b>	<ol style="list-style-type: none"><li>1. Centrifuge at 5,000xg for 5min.</li><li>2. Carefully open the tube and add 100ul of sterile water to dissolve the DNA.</li><li>3. Close the tube and incubate for 10 minutes at room temperature.</li><li>4. Briefly vortex the tube and then do a quick spin (less than 5000xg) to concentrate the liquid at the bottom.</li><li>5. Store the suspended plasmid at -20°C. The DNA is stable for at least one year from date of shipping when stored at -20°C.</li></ol>
<b>RefSeq:</b>	<a href="#">NM_016014.3</a> , <a href="#">NP_057098.2</a>
<b>RefSeq Size:</b>	1614 bp
<b>RefSeq ORF:</b>	882 bp
<b>Locus ID:</b>	51104
<b>UniProt ID:</b>	<a href="#">Q5VST6</a>
<b>Cytogenetics:</b>	9q21.13
<b>Protein Families:</b>	Protease
<b>Gene Summary:</b>	Hydrolyzes fatty acids from S-acylated cysteine residues in proteins (PubMed:26701913). Has depalmitoylating activity towards DLG4/PSD95 (PubMed:26701913). Has depalmitoylating activity towards GAP43 (By similarity). Has depalmitoylating activity towards MAP6 (By similarity). Has depalmitoylating activity towards NRAS (PubMed:26701913).[UniProtKB/Swiss-Prot Function]