



ATTTGGTATTACAGCACAAAGGTCCAACCTGCAGAATTAATTGACTGTCTAGACAAAGATTATTGGGAAG  
CAGAACTCTGCAAAATCTAGAAGAAATGCGTGAAGAAATCCACCGACACATGGACATAACTGAAGACCT  
GACCAATAAAGGCTCGGGGAGTAAACAAATCCTTTCTGGCGGCAGCTAATGAAGAAATTTTGGAAATCCATA  
AGAGCCAAAAAGGGAGACATTGATAATGTTAAAAGCCCAGAAGAAACAGAAAAAGACAAGAATGAGACTG  
AGAATGACTCTAAAGATGCTGAGAAAAACAGAGAAGAAATTTGAAGACCAGTCCCTTGAAAAAGACAGTGA  
CGACAAAAACCCAGATGATGACCCTGAGCAAGGAAAATCTGAGGTAGGTGATTTCAAATCGGAGAAGTCC  
AACGGGGAGCTAAGTGAATCTCCTGGAGCTGAAAAGGAGCATCTGGCTCAACTCGAATCATCACCAGAT  
TGCGGAAATCCAGATAGCAAACTTAGTCAGCTGAAGAGCCAGCAGGTGGCAGCCGCTGCACATGAAGCAAA  
TAAATTATTTAAGGAGGGCAAAGAGGTACTGGTAGTAACTCTCAAGGAGAAATTCACGGTTGAGCACC  
AAAAAGGAAGTGCATGAAAGGAAATATCAACAATTAATTTAAATTTGGGTCAAGAAGGGGAAGTATCGCG  
TCTACCACAATCAATACTCCACCAATTCATTTGCTTTGAATAAGCACCAGCACAGAGAAGACCATGATAA  
GAGAAGGCATCTGCACATAAGTCTGTCTGACTCCAGCAGGAGAGTTCAAATGGAACGGTTCTGTCCAT  
GGGTCCAAAGTTCTTACCATATCTACTCTGAGACTGACTATCACCAATTAGAAAAACAACATCCCTTCAT  
CCTTTCTTATCCCAACTGGGCATCACATAGGGCAAATTTGGATCAAGGCAGTTCAGATGTGTAGCAAACC  
CAGAGAATTTGCATTGGCTTTAGCCATTTTGGAGTGTGCAGTTAAACCAGTTGTGTGCTACCAATATGG  
CGAGAATCTTTAGGACATACCAGGTTACACCGGATGACATCAATTGAAAGAGAAGAAAAGGAGAAAGTCA  
AAAAAAAAGAGAAGAAACAGGAAGAAGAAGAAACGATGCAGCAAGCGACATGGGTAAAATACACATTTCC  
AGTTAAGCATCAGGTTTGGAAACAAAAAGGTGAAGAGTACAGAGTACAGGATATGGTGGTTGGAGCTGG  
ATTAGTAAAACCTCATGTTTATAGGTTTGTTCCTAAATGCCAGGCAATACTAATGTGAATTACAGAAAAGT  
CGTTAGAAGGAACCAAAAATAATATGGATGAAAATATGGATGAGTCAGATAAAAGAAAATGTTCCAGGAAG  
TCCAAAAAAAATAAAAAAGAGCCTGATTTCTGAAAAGATGAGGTAAAAGGTTTCCAGTGTGCAAAAAGGA  
GCAGACCAAAAATGAAATGGATATCTCAAAGATTACTGAGAAGAAGGACCAAGATGTGAAGGAGCTTTAG  
ATTTCTGACAGTGATAAACCCCTGCAAGGAAGAACCAATGGAAGTAGACGATGACATGAAAACAGAGTACAC  
TGTAAATTTGTCAGGAGAGTTCTCAAGTAGATGTGGTCAATGTTAGTGGGGTTTTCTACTCAAGGACTAGT  
TACAAAAAGAAAACAAAATCATCCAACTAGATGGACTTCTTGAAGGAGAATTAACAGTTTACTCTGG  
AAGAAAAACAGCGACTCGAAAAATCAAGTTGGAGGGTGAATTAAGGGTATAGGAAAGACTTCTACAAA  
TTCTTCAAAAAATCTCTCTGAATCACCAGTAATAACGAAAGCAAAAAGAGGGTGTGAGAGTACTCGATG  
AGACAAGAACAGAGCCCAATGCAATAATGATCAACCTGAGGACTTGATTCAGGGATGTTCCAGAAAAGT  
ATTCTCAGTCTTAGAATGAGTATCCTAGTCATACCACAAACAACTTTATCCAAAAGATCGAGTGT  
AGATGATGTCTCCATTCGGAGCCGAGAAACAAAATGTCGAAACAAAATTCATTGAAAATGACATAGAA  
GAAAAAGTCTCTGACCTGCCAGTAGAGCCAGGAACCCAGTAAGAGTAAAACAAAAGGAAATGATTTTT  
TCATCGATGACTCTAACTAGCCAGTGCAGATGATATTGGTACTTTGATCTGTAAGAACAAAAACCCT  
CATACAGGAGGAAAGTGACACCATTGTTTCTTCTTCCAAGAGTGTCTTACATTATCAGTGCCTAAAAGT  
ACCAATGACAGAGATGCCACACCTCTGTCAAGAGCAATGGACTTTGAAGGAAAACCTGGGATGTGACTCTG  
AATCTAATAGCACTTTGGAAAATAGTCTGTATACCGTGTCTATTCAGGATAGCAGTGAAGAAGATATGAT  
TGTTCCAGAAATAGCAATGAAAGCATTCTGAAACAGTTTCAAGTTCGAGAACTCGAGAACAAGATGTTGAAGTCTTGGAG  
CCGTTAAAGTGTGAGTTGGTTTCTGGTGTGACTCCACTGGAACTGTGAGGACAGGCTGCCGGTCAAGGGGA  
CTGAAGCAAAATGGTAAAAACCAAGTCAAGCAGAAGAAATAGAGGAGAGACCAGTTAATAAATGTAGTGA  
TCAAATAAAGCTAAAAAATACCACTGACAAAAAGAATAATGAAAATCGAGAGTCTGAAAAGAAAGGACAG  
AGAAACAAGTACATTTCAAATAAATGAAAAGATAATAAACCCAAAATATATTTGAAAGGTGAATGCTTGA  
AAGAAATTTCTGAGAGTAGAGTAGTAAGTGGTAATGTTGAACCAAAGGTTAATAATATAAATAAATAAAT  
CCCTGAGAATGATATTAATCATTGACTGTTAAAGAATCTGCTATAAGGCCATTCAATTAATGGTGTGTC  
ATCATGGAAGATTTTAAATGAAAGAAACAGCTCCGAAACAAAATCGCATTGCTGAGTTCTTCAGATGCTG  
AAGGTAACACCGAGATAGCCTTGAGACCCTGCCATCAACCAAAGAGTCTGACAGTACACAGACGACCAC  
ACCCTCAGCATCTGTCCAGAAAGCAATTCAGTTAATCAGGTAGAAGATATGGAATAGAAACCTCAGAA  
GTTAAGAAAGTACTTTCATCACCTATTACTTCTGAAGAGGAATCTAATCTCAGTAATGACTTTATTGATG  
AAAATGGTCTGCCATCAACAAAATGAAAATGTCAATGGAGAATCTAAAAGAAAACCGTCATCACAGA  
AGTCACCACGATGACCTCCACAGTGGCCACAGAATCAAAAACCTGTGATCAAGGTAGAAAAAGGCGATAAG  
CAAACCTGTGGTTTCTTCCACAGAAAATTTGTGAAAATCCACTGTCAACACCACCTACAACAGTGACCA  
AGCTTTCCACACCCTCCACAGGCGGAGTGTGGACATCATCTGTAAAGGAGCAGAGCAAAAACCGTGGT  
CACCACGACAGTACAGACTCCCTGACCACCACGGGAGGCACACTGGTTACATCTATGACTGTGAGCAAA  
GAGTATTCACACGAGACAAAGTGAACCTGATGAAATTTCAAGACCAAGAAGACTCGTTCAGGTACAG

CTCTGCCATCCTATAGAAAATTTGTTACCAAGAGCAGCAAGAAGAGCATTTTTGTTTTGCCTAATGATGA  
 CTTAAAAAAGTTGGCCCGAAAAGGAGGAATCCGAGAGGTCCCTTATTTTAATTACAATGCAAAACCTGCT  
 TTGGATATATGGCCATATCCTTCTCCTAGACCGACCTTTGGCATCACTTGGAGGTATAGACTTCAGACAG  
 TAAAGTCTTAGCTGGAGTGAGCCTGATGTTACGGTACTGTGGGCAAGTTTGAGATGGGATGATATGGC  
 GGCCAAGGCTCCTCCAGGAGGAGGGACTACACGGACAGAAACATCCGAAACTGAAATCACAACAACAGAA  
 ATAAATTAAGAGGAGAGATGTTGGTCCTTATGGCATTGATCTGAATATTGTATCAGGAAAATCATTGTC  
 CCATTGGAGTCCAGAAACACCAAAAAGAAACGCCTACACCTCAGAGGAAAGGCCTTCGATCAAGTGCAT  
 GCGGCCAAAGAGACCAGAAACGCCCAAGCAAACCTGGCCCTGTTATTATTGAAACCTGGGTAGCAGAAGAA  
 GAACTGGAATTGTGGGAGATCAGGGCATTGCTGAGAGAGTGGAGAAAAGAAAAGGCACAAGCAGTTGAGC  
 AACAGGCTAAGAAACGACTGGAGCAGCAGAAGCCGACAGTGATTGCAACTTCCACTACTTCCCAACAAG  
 CAGTACAACCAGCACCATCTCTCCAGCACAAGAAGTTATGGTGGCCCCATAAGTGGCTCAGTTACAAC  
 GGAACCAAAATGGTACTAACTACTAAAGTTGGATCTCCAGCTACAGTAACATTCCAACAAAAACAAGAACT  
 TTCATCAAACCTTTGCTACATGGGTTAAGCAAGGCCAGTCAAATTCAGGCGTTGTTCAAGTACAGCAGAA  
 AGTCTGGGTATCATTCCATCAAGTACAGTACCAGTACAGCAAACCTTTACTTCATTCCAGCCCAGGACA  
 GCAACAGTACAATTAGGCCAATACCTCAGGCTCTGGAGGAACCACAAGCAATTCACAAGTAATCAGAG  
 GGCTCAGATTCCGCTGGTATGACCGTGATTAGAACCACCTCCAACAGTCAACACTAGGAAAGGCAAT  
 TATTGCAACACCTGTGATGGTACAGCCAGTGGCTCCTCAGCAAGTGATGACTCAAATCATCAGGGGGCAG  
 CCTGTCTCCACTGCAGTCTCCGCCCTAACACGGTTTCTCAACACCTGGGCAGAAAAGCTTAACTTCAG  
 CAACGTCCACTTCAAATATACAGTCTTCAGCCTCACAACCCCTCGCCCCAACAAAGGACAAGTGAAGCT  
 CACCATGGCTCAACTACTCAGTAAACACAGGGCCACGGTGGCAATCAAGGTTTGACAGTAGTAATCAA  
 GGACAAGTCAAACACTGGACAGTTGCAGTTGATACCTCAAGGGGTGACTGTACTCCAGGCCCAGGCC  
 AGCAGCTAATGCAAGCTGCAATGCCAAATGGTACTGTTACGCGATTCTCTTTACCCCATGGCAACAAC  
 AGCCACCACAGCCAGCACCACCACCAGTGTTCACGACAGCAGCAGGTACAGGTGAACAAAGGCAG  
 AGTAAACTGTACCCCGAGATGCAGGTACATCAAGACAAAACCTGCCACCAGCTCAGTCAATCAAGTGTGG  
 GTCCAGCAGAAGCCAGCCACAGACTGCTCAGCCTTACAGTCAAGCCAGCCCAAAACCCAGCCCAAGT  
 CCCAGCTCAGCCTGAAGTTCAGACTCAGCCTGAAGTTCAGACCCAAACAACCTGTTTCATCCCATGTCCCT  
 TCTGAAGCACAACCCACCACGCACAGTATCCAAGCCCAAGTGCAGCACAGTCTCAGCCTCAAAGTA  
 ATGTCCAAGGACAGTCTCCTGTTGTCGTCGTCGTCGTCGTCGTCGTCGTCGTCGTCGTCGTCGTCGTC  
 CCAACTGTCTCCTGGACAACAATCCAGGTTACAGTACAACCTCACAACCGATTCCAATCAACCACAT  
 ACATCTCTCAGATACCTTCCAAAGCCAGCCACAGTACAACCCAGGTACAGTCTTCAACTCAAACCT  
 TTTTCATCAGGACAACTTTAAATCAAGTACTGTTTCATCCCATCCCGTCTCAGTACAATACAGCA  
 GCCACAGCCCAAGTATTGCTGTGCTCAGTGAACAACAAGTCCAGGTTCTCTCAGATCCAGTCA  
 CAGGTTGTGGCTCAGATACAGGCTCAGCAAAGTGGTGTGCCCCAGCAAATCAAACCTCAGTTACCTATCC  
 AAATTCAGCAAAGCAGTGTGTGCAGACTCACCAGATTGAGAATGTGGTTACAGTGCAGGCGCCAGTGT  
 GCAAGAGCAGTTGCAAAGGGTTCAGCAACTCAGGGATCAGCAGCAAAAAGAAAGAAACAGCAACAGATAGAA  
 ATTAAGCGTGAACACACCCTCCAAGCTTCTAATCAAAGTGAATCATTGAGAAACAGGTGGTGATGAAGC  
 ATAATGCTGTAATAGAACATTTAAAACAGAAAAAGAGCATGACTCCAGTGAAGAGAAGAGAATCAAAG  
 AATGATTGTCTGTAACCAGGTGATGAAGTATATTTGGATAAGATAGATAAAGAAGAAAAACAGGCAGCA  
 AAAAAACGGAAGCGTGAAGAGAGTGTGGAGCAGAAACGTAGCAAGCAGAATGCCACTAAGCTGTGAGCTC  
 TGCTCTTCAAGCACAAGAGCAGCTCAGAGCCGAGATCCTGAAGAAGAGAGCACTCCTGGACAAGGATCT  
 GCAAAATGAAGTGCAGGAAGAGCTGAAGAGAGACCTGAAAATTAAGAAAGAAAAAGACCTGATGCAGTTG  
 GCTCAGGCCACAGCAGTGTGACCCCTGCCCCAGTGCACACAGCTCCTCCAGCCCTCCAGCCCTC  
 CACCTTACCTCCCTCCACCTGCTGTGCAACACACAGGCCTTCTGTCCAGCCACCTTACCTGCTGC  
 TTCCAGAAAGAGGAAAGCGGGAAGAGGAAAAAGACTCCAGCTCAAAGTCAAAGAAAAAGAAAATGATCTCT  
 ACTACCTCAAAGGAACTAAGAAGGACACAAGCTTTACTGTATCTGTAACAGCCTTATGATGAATCTA  
 AATTTTATATTGGCTGTGATCGGTGTGAGATTTGGTACCATGGGCGTGGCTTGGCATCTTGCAAAAGTGA  
 GGCAGAGCTCATTGATGAGTATGTCTGTCCACAGTGCCAGTCAACAGAGGATGCCATGACAGTGTCCAG  
 CCACTAACAGAGAAGGATTATGAGGGGTTGAAGAGGGTGTCCGTTCTTACAGGCCATTAAGATGGCT  
 GGCTTTCTTGAACAGTAGACCTAATGATGCACAGATTATTATGGTGTATTAAAGGAACCTATGGA  
 CCTTGCCACCATGGAAGAAAGAGTACAAGACGATATTATGAAAAGCTGACGGAATTTGTGGCAGATATG  
 ACCAAAATTTTGGATAACTGTGCTTACTACAATCCAAGTACTCCCATTTTACCAGTGTGCAGAAGTTC  
 TCGAATCATTCTTGTACAGAAATTGAAAGGCTTCAAAGCTAGCAGGTCTCATAACAACAACTGCAGTC

TACAGCTTCT

ACGCGTACGCGGCCGCTCGAG - GFP Tag - GTTTAA

**Protein Sequence:**

>RG217011 representing NM\_182641

Red=Cloning site Green=Tags(s)

MRGRRGRPPKQPAAPAAERCAPAPPPPPPTSGPIGGLRSRHRGSSRGRWAAAQAEVAPKTRLSSPRGG  
 SSSRRKPPPPAPPSTAPGRGRRGGGGRTGGGGGGHLLARTTAARRAVNKVVYDDHESEEEEEEDM  
 VSEEEEEEDGDAEETQDSEDDEEDEMEEDDDSDYPEEMEDDDDDASYCTESSFRSHSTYSSTPGRRKPR  
 VHRPRSPILEEKDIPPLEFPKSSEDLMVPNEHIMNVIAIYEVLRNFGTVLRLSPFRFEDFCAALVSQEQC  
 TLMAEMHVLLKAVLREEDTSNTTFGPADLKDSVNSTLYFIDGMTWPEVLRVYCESDKEYHHVLPYQAE  
 DYPYGPVENKIKVLQFLVDQFLTTNIAREELMSEGVIQYDDHCRVCHKLDLCCETCSAVVHKCEVKPP  
 LEEVPEDEWQCEVCVAHKVPGVTDCAVAEQKNKPYIRHEPIGYDRSRRKYWFLNRRLIIEEDTENENEK  
 IWYYSTKVQLAELIDCLDKDYWEAELCKILEEMREEIHRHMDITEDLTKARGSNKSLAAANEEILESI  
 RAKKGDIDNVKSPEETEKDNETENDSKDAEKNREEFEDQSLEKDSDDKTPDDPEQKSEVGFDFKSEK  
 NGELSESPGAGKASGSTRITRLRNPDSKLSQLKSQVAAAAHEANKLFKEGKEVLVVNSQGEISRLST  
 KKEVIMKGNINNYFKLQEGKYRVYHNQYSTNSFALNKHQHRHEDHKRRHLAHKFCLTPAGEFKWNGSVH  
 GSKVLTISTLRLTITQLENNIPSSFLHPNASHRANWIKAVQMCSPREFALALALECAVKPVVMLPIW  
 RESLGHTRLHRMTSIEREEKEKVKKKEKQEEEEETMQQATWVKYTFPVKHQVWKQKGEERYVTGYGGWSW  
 ISKTHVYRFVPKLPGNTNVNRYKSLGKKNMDENMDESDDRKCSRSPKIKIEPDSEKDEKVGSDAAKG  
 ADQNMEDI SKITEKQDQVKELLDSDSDKPCKEEPMEDDDMKTESHVNCQESSQVDVVNSVSEGFHLRTS  
 YKKKTSSKLDGLLERRIKQFTLEEKQRLKIKLEGGIKIGKTSNSSKNLSESPVITKAKEGCQSDSM  
 RQEQSPNANNDQPEDLIQGCSESDSSVLRMSDPHTTNKLYPKDRVLDVVSIRSPETKCPKQNSIENDIE  
 EKVSDLASRQEPKSKTKGNDFIDDSKLASADDIGTLICKNKKPLIQEESDITVSSSKSALHSSVPKS  
 TNRDRA TPLSRAMDFEGKLGCDSESNSTLENSDVTSIQDSSEEDMIVQNSNESISEQFRTREQDVEVLE  
 PLKCELVSGESTGNCDRLPVKGTANGKPKSQKLEERPVNKCSDQIKLKNNTDKKNENRESEKKGQ  
 RTSTFQINGKDNKPKIYLKGECLKEISESRVSGNVEPKVNNINKIIPENDIKSLTVKESAIRPFINGDV  
 IMEDFNERNSSSETKSHLLSSSDAEGNYRDSLETLPSTKESDSTQTTTSPASCPESSNSVQVEDMEIETSE  
 VKKVTSSPITSEEEENL S NDFIDENGLPINKNENVNGESKRKTVI TEVTMTSTVATESKVIKVEKGDK  
 QTVVSSSTENCAKSTVTTTTTTVTKLSTPSTGGSVDIISVKEQSKTVVTTTTVTDLSLTTTGGTLVTSMTVSK  
 EYSTRDKVKLMKFSRPPKTRSGTALPSYRKFVTKSSKSI FVLPNDLKLARKGGIREVPYFNNAKPA  
 LDIWPYSPRPTFGITWRYRLQTVKSLAGVSLMLRLLWASLRWDDMAAKAPPGGTTTRTETSETEITTTTE  
 IIKRRDVGYPYIRSEYCIKRIICPIGVPETPKETPTPQRKGLRSSALRPKRPETPKQTPGVI IETWVAEE  
 ELELWEIRAFARVEKEKAQAVEQQAKKRELEQQKPTVIATSTTSPTSTSTISPAQKVMVAPISGSVTT  
 GTKMVL TTKVGPATVTFQONKNFHQTFATWVKQGQSNVGVVQVQKVLGIIPSTSTGTSQQTFTSFQPT  
 ATVTIRPNTSGSGGTTSNSQVITGPQIRPGMTVIRTPLQQSTLGKAIIRTPVMVQPGAPQQVMTQIIRGQ  
 PVSTAVSAPNTVSSTPGQKSLTATSTSNIQSSASQPPRPQQGQVKTMAQLTQLTQGHGNGQLTVVIQ  
 GQGQTTGQLQLIPQGVTVLPGPGQQLMQAAMPNGTVQRFLLTPLATTATTASTTTTTVSTTAAGTGEQRQ  
 SKLSPQM VHQDKTLPPAQSSSVGPAEAQPQTAQPSAQPPQTPQPSAQPEVQTQPEVQTQTTSVSHVP  
 SEAQPTHAAQSSKPVAAQSQPQSNVQGGSPVRVQSPSQTIRPSTPSQLSPGQQSQVQTTTSQPIPIQPH  
 TSLQIPSGQPQSQPVQVQSSQTLSGQTLNQT VSSSRPQLQIQPPQPVIAVPQLQQVQVLSQIQS  
 QVVAQIQAAQQSGVPQQIKLQLPIQIQSSAVQTHQIQNVVTVQAASVQEQLQRVQQLRDQQKQKQKQIE  
 IKREHTLQASNQSEIIQKQVVMKHNAVIEHLKQKKSMTPAERENQRMIVCNQVMKYILDKIDKEEKQAA  
 KKRKREESVEQKRSKQNA TKL SALLFKHKEQLRAEILKRALLDKDLQIEVQEELKRDLIKKEKDLMLQ  
 AQATAVAAPCPPVTPAPPAPPAPPPSPPPPPAVQHTGLLSTPTLPAASQKRKREEEKDSSSKSKKKMMIS  
 TTSKETKDKTKLYCICKTPYDESKFYIGDRCQNWYHGRCVGI LQSEAELIDEYVCPQCQSTEDAMTVLT  
 PLTEKDYEGLKRVLRSLQAHKMAWPFLEPDPNDAPDYGVVKEPMDLATMEERVQRRYYEKLETFVADM  
 TKIFDNCRYYNPSDFYQCAEVLESFFVQKLGFKASRSHNNKLQSTAS

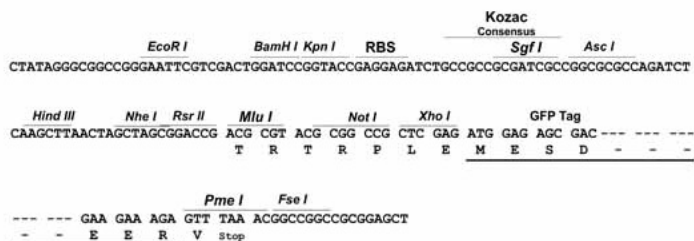
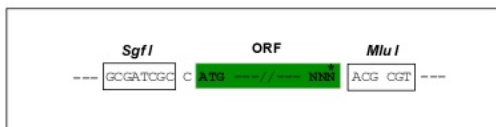
TRTRPLE - GFP Tag - V

**Restriction Sites:**

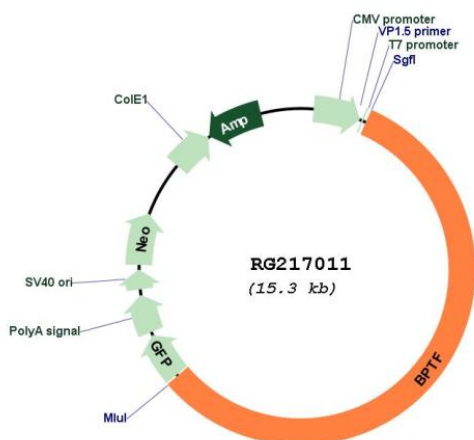
Sgfl-MluI

Cloning Scheme:

Cloning sites used for ORF Shutting:



Plasmid Map:



ACCN: NM\_182641

ORF Size: 8760 bp

**OTI Disclaimer:** Due to the inherent nature of this plasmid, standard methods to replicate additional amounts of DNA in E. coli are highly likely to result in mutations and/or rearrangements. Therefore, OriGene does not guarantee the capability to replicate this plasmid DNA. Additional amounts of DNA can be purchased from OriGene with batch-specific, full-sequence verification at a reduced cost. Please contact our customer care team at [custsupport@origene.com](mailto:custsupport@origene.com) or by calling 301.340.3188 option 3 for pricing and delivery.

The molecular sequence of this clone aligns with the gene accession number as a point of reference only. However, individual transcript sequences of the same gene can differ through naturally occurring variations (e.g. polymorphisms), each with its own valid existence. This clone is substantially in agreement with the reference, but a complete review of all prevailing variants is recommended prior to use. [More info](#)

**OTI Annotation:** This clone was engineered to express the complete ORF with an expression tag. Expression varies depending on the nature of the gene.

**Components:** The ORF clone is ion-exchange column purified and shipped in a 2D barcoded Matrix tube containing 10ug of transfection-ready, dried plasmid DNA (reconstitute with 100 ul of water).

**Reconstitution Method:**

1. Centrifuge at 5,000xg for 5min.
2. Carefully open the tube and add 100ul of sterile water to dissolve the DNA.
3. Close the tube and incubate for 10 minutes at room temperature.
4. Briefly vortex the tube and then do a quick spin (less than 5000xg) to concentrate the liquid at the bottom.
5. Store the suspended plasmid at -20°C. The DNA is stable for at least one year from date of shipping when stored at -20°C.

**RefSeq:** [NM\\_182641.4](#)

**RefSeq Size:** 10935 bp

**RefSeq ORF:** 8763 bp

**Locus ID:** 2186

**UniProt ID:** [Q12830](#)

**Cytogenetics:** 17q24.2

**Protein Families:** Druggable Genome

**Gene Summary:**

This gene was identified by the reactivity of its encoded protein to a monoclonal antibody prepared against brain homogenates from patients with Alzheimer's disease. Analysis of the original protein (fetal Alz-50 reactive clone 1, or FAC1), identified as an 810 aa protein containing a DNA-binding domain and a zinc finger motif, suggested it might play a role in the regulation of transcription. High levels of FAC1 were detected in fetal brain and in patients with neurodegenerative diseases. The protein encoded by this gene is actually much larger than originally thought, and it also contains a C-terminal bromodomain characteristic of proteins that regulate transcription during proliferation. The encoded protein is highly similar to the largest subunit of the Drosophila NURF (nucleosome remodeling factor) complex. In Drosophila, the NURF complex, which catalyzes nucleosome sliding on DNA and interacts with sequence-specific transcription factors, is necessary for the chromatin remodeling required for transcription. Two alternative transcripts encoding different isoforms have been described completely. [provided by RefSeq, Jul 2008]