

Product datasheet for **RG216970**

PDE9A (NM_001001573) Human Tagged ORF Clone

Product data:

Product Type:	Expression Plasmids
Product Name:	PDE9A (NM_001001573) Human Tagged ORF Clone
Tag:	TurboGFP
Symbol:	PDE9A
Synonyms:	HSPDE9A2
Mammalian Cell Selection:	Neomycin
Vector:	pCMV6-AC-GFP (PS100010)
E. coli Selection:	Ampicillin (100 ug/mL)
ORF Nucleotide Sequence:	>RG216970 representing NM_001001573 Red=Cloning site Blue=ORF Green=Tags(s)

TTTTGTAATACGACTCACTATAGGGCGGCCGGAATTCGTCGACTGGATCCGGTACCGAGGAGATCTGCC
GCC**CGATCGCC**

ATGAGGGAGGAGCTGGCGGCCAGAAGCAGCAGGACCAACTGCCCTGTAAGTACAGTTTTTTGGATAACC
ACAAGAAGTTGACTCCTCGACGCGATGTTCCCACTTACCCAAGTACCTGCTCTCCAGAGACCATCGA
GGCCCTGCGGAAGCCGACCTTTGACGTCTGGCTTTGGGAGCCCAATGAGATGCTGAGCTGCCTGGAGCAC
ATGTACCAGGACCTCGGGCTGGTCAGGGACTTCAGCATCAACCCTGTACCCTCAGGAGGTGGCTGTTCT
GGTCCACGACAACACTACAGAAACAACCCCTTCCACAACCTCCGGCACTGCTTCTGCGTGGCCAGATGAT
GTACAGCATGGTCTGGCTCTGCAGTCTCCAGGAGAAGTTCTCACAAACGGATATCCTGATCCTAATGACA
GCGGCCATCTGCCACGATCTGGACCATCCCGGCTACAACAACACGTACCAGATCAATGCCCGCACAGAGC
TGGCGGTCCGCTACAATGACATCTCACCCTGGAGAACCACCACTGCGCCGTGGCCCTCCAGATCCTCGC
CGAGCCTGAGTGAACATCTTCTCCAACATCCCACCTGATGGGTTCAAGCAGATCCGACAGGGAATGATC
ACATTAATCTTGGCCACTGACATGGCAAGACATGCAGAAATTATGGATTCTTTCAAAGAGAAAATGGAGA
ATTTTACTACAGCAACGAGGAGCACATGACCCTGCTGAAGATGATTTTGATAAAATGCTGTGATATCTC
TAACGAGGTCCGTCCAATGGAAGTCGCAGAGCCTTGGTGGACTGTTTATTAGAGGAATATTTTATGCAG
AGCGACCGTGAGAAGTCAGAAGCCCTTCTGTGGCACCGTTCATGGACCGAGACAAGTGACCAAGGCCA
CAGCCCAGATTGGGTTCATCAAGTTTGTCTGATCCCAATGTTTGAAACAGTGACCAAGCTTTCCTCCAT
GGTTGAGGAGATCATGCTGCAGCCACTTTGGGAATCCCGAGATCGCTACGAGGAGCTGAAGCGGATAGAT
GACGCCATGAAAGAGTTACAGAAGAAGACTGACAGCTTGACGCTCTGGGGCCACCGAGAAGTCCAGAGAGA
GAAGCAGAGATGTGAAAAACAGTGAAGGAGACTGTGCC

AC**CGGCCGCT**CGAG - GFP Tag - GTTTAA



[View online »](#)

Protein Sequence: >RG216970 representing NM_001001573
 Red=Cloning site Green=Tags(s)

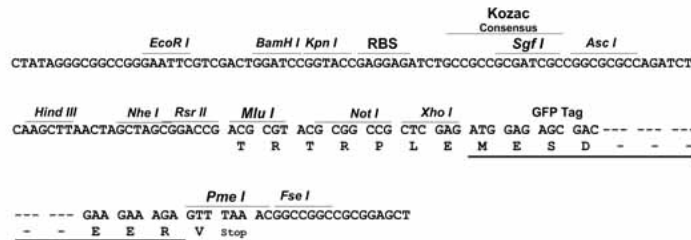
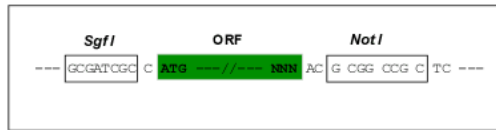
MREELAARSSRTNCPCKYSFLDNHKKLTPRRDVPTYPKYLLSPETIEALRKPTFDVWLWEPNEMLSCLEH
 MYHDLGLVRDFSINPVTLRRWLCVVDNRYRNNPFHNRHCFVAVQMMYSMWLCSLQEKFSQTDILILMT
 AAICHDLDPGYNNTYQINARTELVRYNDISPLENHHCVAFAFQILAEPECNIFSNIPDPGFKQIRQGM
 TLILATDMARHAEIMDSFKEKMFNFYSNEEHMTLLKMLIKCCDISNEVRPMEVAEPWVDCLEEFYFMQ
 SDREKSEGLPVAPFMDRDKVTKATAQIGFIKFLVLPFETVTKLFPMVVEIMLQPLWESDRDRYEELKRID
 DAMKELQKKTDSLTSGATEKSRERSRDVKNSEGDC

TRPLE - GFP Tag - V

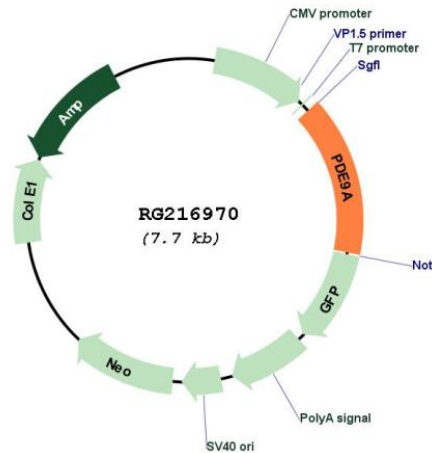
Restriction Sites: SgfI-NotI

Cloning Scheme:

Cloning sites used for ORF Shuttling:



Plasmid Map:



ACCN: NM_001001573

ORF Size:	1158 bp
OTI Disclaimer:	The molecular sequence of this clone aligns with the gene accession number as a point of reference only. However, individual transcript sequences of the same gene can differ through naturally occurring variations (e.g. polymorphisms), each with its own valid existence. This clone is substantially in agreement with the reference, but a complete review of all prevailing variants is recommended prior to use. More info
OTI Annotation:	This clone was engineered to express the complete ORF with an expression tag. Expression varies depending on the nature of the gene.
Components:	The ORF clone is ion-exchange column purified and shipped in a 2D barcoded Matrix tube containing 10ug of transfection-ready, dried plasmid DNA (reconstitute with 100 ul of water).
Reconstitution Method:	<ol style="list-style-type: none">1. Centrifuge at 5,000xg for 5min.2. Carefully open the tube and add 100ul of sterile water to dissolve the DNA.3. Close the tube and incubate for 10 minutes at room temperature.4. Briefly vortex the tube and then do a quick spin (less than 5000xg) to concentrate the liquid at the bottom.5. Store the suspended plasmid at -20°C. The DNA is stable for at least one year from date of shipping when stored at -20°C.
RefSeq:	NM_001001573.1 , NP_001001573.1
RefSeq Size:	1910 bp
RefSeq ORF:	1161 bp
Locus ID:	5152
UniProt ID:	O76083
Cytogenetics:	21q22.3
Protein Families:	Druggable Genome
Protein Pathways:	Progesterone-mediated oocyte maturation, Purine metabolism
Gene Summary:	The protein encoded by this gene catalyzes the hydrolysis of cAMP and cGMP to their corresponding monophosphates. The encoded protein plays a role in signal transduction by regulating the intracellular concentration of these cyclic nucleotides. Multiple transcript variants encoding several different isoforms have been found for this gene. [provided by RefSeq, Jul 2008]