

Product datasheet for **RG216951**

Dystrophin (DMD) (NM_004012) Human Tagged ORF Clone

Product data:

Product Type:	Expression Plasmids
Product Name:	Dystrophin (DMD) (NM_004012) Human Tagged ORF Clone
Tag:	TurboGFP
Symbol:	DMD
Synonyms:	BMD; CMD3B; DXS142; DXS164; DXS206; DXS230; DXS239; DXS268; DXS269; DXS270; DXS272; MRX85
Mammalian Cell Selection:	Neomycin
Vector:	pCMV6-AC-GFP (PS100010)
E. coli Selection:	Ampicillin (100 ug/mL)
ORF Nucleotide Sequence:	>RG216951 representing NM_004012 Red=Cloning site Blue=ORF Green=Tags(s)

TTTTGTAATACGACTCACTATAGGGCGGCCGGAATTCGTCGACTGGATCCGGTACCGAGGAGATCTGCC
GCC**CGATCGCC**

ATGAGTGCCAGGAAGCTGCGAAATCTGTCTTACAAAAAGGCTGTAAAGAGGCAAAAGTTGCTTGAACAGA
GCATCCAGTCTGCCAGGAGACTGAAAAATCCTTACACTTAATCCAGGAGTCCCTCACATTCATTGACAA
GCAGTTGGCAGCTTATATTGCAGACAAGGTGGACGCAGCTCAAATGCCTCAGGAAGCCCAGAAAAATCCAA
TCTGATTTGACAAGTCATGAGATCAGTTTAGAAGAAATGAAGAAACATAATCAGGGGAAGGAGGCTGCC
AAAGAGTCTGTCTCAGATTGATGTTGCACAGAAAAATTACAAGATGTCTCCATGAAGTTTCGATTATT
CCAGAAACCAGCCAATTTTGAGCAGCGTCTACAAGAAAGTAAGATGATTTTAGATGAAGTGAAGATGCAC
TTGCCTGCATTGGAACAAAGAGTGTGGAACAGGAAGTAGTACAGTCACAGCTAAATCATTGTGTGAACT
TGTATAAAAGTCTGAGTGAAGTGAAGTCTGAAGTGGAAATGGTGATAAAGACTGGACGTCAGATTGTACA
GAAAAAGCAGACGGAAAAATCCCAAAGAACTTGATGAAAGAGTAACAGCTTTGAAATTGCATTATAATGAG
CTGGGAGCAAAGGTAACAGAAAGAAAGCAACAGTTGGAGAAATGCTTGAAATTGTCCCGTAAAGTGCAGAA
AGGAAATGAATGTCTTGACAGAAATGGCTGGCAGCTACAGATATGGAATTGACAAAGAGATCAGCAGTTGA
AGGAATGCCTAGTAATTTGGATTCTGAAGTTGCCTGGGAAAGGCTACTCAAAAAGAGATTGAGAAAACAG
AAGGTGCACCTGAAGAGTATCACAGAGGTAGGAGAGGCCCTGAAAACAGTTTTGGCAAGAAGGAGACGT
TGGTGAAGATAAACTCAGTCTTCTGAATAGTAAGTGGATAGCTGTCACCTCCCGAGCAGAAGAGTGGTT
AAATCTTTTGTGGAATACCAGAAACACATGAAAACCTTTGACCAGAATGTGGACCACATCACAAAGTGG
ATCATTACGGCTGACACACTTTTGGATGAATCAGAGAAAAAGAAACCCAGCAAAAAGAACGCTGCTTA
AGCGTTTTAAAGGCAGAACTGAATGACATACGCCAAAGGTGGACTCTACCGTGACCAAGCAGCAAACTT
GATGGCAAACCGCGGTGACCACTGCAGGAAATAGTAGAGCCCCAAATCTCAGAGCTCAACCATCGATTT
GCAGCCATTTACACAGAATTAAGACTGAAAAGGCCTCCATTCCTTTGAAGGAATGGAGCAGTTTAACT
CAGATATACAAAAATTGCTTGAACCACTGGAGGCTGAAATTCAGCAGGGGTGAATCTGAAAGAGGAAGA



CTTCAATAAAGATATGAATGAAGACAATGAGGGTACTGTAAAAGAATTGTTGCAAAGAGGAGACAACCTTA
 CAACAAAGAATCACAGATGAGAGAAAGCGAGAGGAAATAAAGATAAACAGCAGCTGTTACAGACAAAAC
 ATAATGCTCTCAAGGATTTGAGGTCTCAAAGAAGAAAAAGGCTCTAGAAATTTCTCATCAGTGGTATCA
 GTACAAGAGGCAGGCTGATGATCTCTGAAATGCTTGGATGACATTGAAAAAAATTAGCCAGCCTACCT
 GAGCCCAGAGATGAAAGGAAAAAAGGAAATTTGATCGGGAATTCAGAAAGAAAGAGGAGCTGAATG
 CAGTGCCTAGGCAAGCTGAGGGCTTGTCTGAGGATGGGGCCGCAATGGCAGTGGAGCCAACTCAGATCCA
 GCTCAGCAAGCGCTGGCGGAAATTTGAGAGCAAAATTTGCTCAGTTTCAAGACTCAACTTTCACAAAAT
 CACACTGTCCGTGAAGAACGATGATGGTGATGACTGAAGACATGCCTTTGGAAATTTCTTATGTGCCTT
 CTACTTATTTGACTGAAATCACTCATGTCTCACAAGCCCTATTAGAAGTGAACAACCTTCTCAATGCTCC
 TGACCTCTGTGCTAAGGACTTTGAAGATCTCTTAAAGCAAGAGGAGTCTCTGAAGAATATAAAGATAGT
 CTACAACAAAGCTCAGGTCGGATTGACATTATTCATAGCAAGAAGACAGCAGCATTGCAAAGTGCAACGC
 CTGTGGAAAGGGTGAAGCTACAGGAAGCTCTCCAGCTTGATTTCCAATGGGAAAAAGTTAACAAAAT
 GTACAAGGACCGACAAGGGCGATTTGACAGATCTGTTGAGAAATGGCGCGTTTTTATTATGATATAAG
 ATATTTAATCAGTGGCTAACAGAAGCTGAACAGTTTCTCAGAAAGACACAAATTCCTGAGAATTGGGAAC
 ATGCTAAATACAAATGGTATCTTAAAGAACTCCAGGATGGCATTGGGCAGCGGCAAACTGTTGTCAGAAC
 ATTTGAATGCAACTGGGGAAGAAATAATTCAGCAATCCTCAAAAACAGATGCCAGTATTCTACAGGAAAA
 TTGGGAAGCCTGAATCTGCGGTGGCAGGAGTCTGCAAACAGCTGTGAGCAGAAAAAGAGGCTAGAAG
 AACAAAAGAATATCTTGTGAGAAATTTCAAAGAGATTTAAATGAATTTGTTTTATGGTTGGAGGAAGCAGA
 TAACATTGCTAGTATCCCACTTGAACCTGGAAAAGAGCAGCAACTAAAAGAAAAGCTTGAGCAAGTCAAG
 TTAAGTGGTGAAGAGTTGCCCTGCGCCAGGGAATTTCAAACAATTAATGAACTGGAGGACCCGTGC
 TTGTAAGTGTCCCATAGCCAGAGCAAGATAAACTTGAATAAGCTCAAGCAGACAAATCTCCA
 GTGGATAAAGGTTCCAGAGCTTACCTGAGAAACAAGGAGAAATGAAGCTCAAATAAAGACCTTGGG
 CAGCTTGAAAAAAGCTTGAAGACCTTGAAGACGTTAAATCATCTGCTGTGTTTATCTCCTATTA
 GGAATCAGTTGGAAATTTAACCACCAACCAAGAGGACCTTTGAGGTTTCAGGAAACTGAAATAGC
 AGTTCAAGCTAAACAACCGATGTGGAAGAGATTTTGTCTAAAGGGCAGCATTGTACAAGGAAAAACCA
 GCCACTCAGCCAGTGAAGAGGAAGTTAGAAGATCTGAGCTCTGAGTGGAAGGCGTAAACCGTTTACTTC
 AAGAGCTGAGGGCAAAGCAGCCTGACCTAGCTCTGGACTGACCACTATTGGAGCCTCTCTACTCAGAC
 TGTTACTCTGGTGACACAACCTGTGTTACTAAGGAACTGCCATCTCCAACTAGAAATGCCATCTTCC
 TTGATGTTGGAGTACCTGCTCTGGCAGATTTCAACCGGGCTTGGACAGAACTTACCAGCTGGCTTCTC
 TGCTTGATCAAGTTATAAAATCACAGAGGGTATGGTGGGTGACCTTGAGGATATCAACGAGATGATCAT
 CAAGCAGAAGGCAACAATGCAGGATTTGGAACAGAGGCGTCCCCAGTTGGAAGAACTCATTACCGCTGCC
 CAAAATTTGAAAAACAAGACCAGCAATCAAGAGGCTAGAACAATCATTACGGATCGAATTGAAAGAATTC
 AGAATCAGTGGGATGAAGTACAAGAACCTTTCAGAACCAGGAGCAACAGTTGAATGAAATGTTAAAGGA
 TTCAACACAATGGCTGGAAGCTAAGGAAGAAGCTGAGCAGGCTTAGGACAGGCCAGAGCCAAGCTTGAG
 TCATGGAAGGAGGGTCCCTATACAGTAGATGCAATCCAAAAGAAAATCACAGAAACCAAGCAGTTGGCCA
 AAGACCTCCGCCAGTGGCAGACAAATGTAGATGTGGCAATGACTTGGCCCTGAAACTTCTCCGGGATTA
 TTCTGCAGATGATACCAGAAAAGTCCACATGATAACAGAGAATATCAATGCCTCTTGGAAGGCATTGAT
 AAAAGGGTGAAGTGAAGCAGAGGCTGCTTGGAAAGAACTCATAGATTACTGCAACAGTTCCCTGGACC
 TGGAAAAGTTTCTTGCCTGGCTTACAGAAGCTGAAACAACCTGCCAATGTCCTACAGGATGCTACCCGTAA
 GGAAAGGCTCCTAGAAGACTCCAAGGGAGTAAAAGAGCTGATGAAACAATGGCAAGACCTCCAAGGTGAA
 ATTTGAAGCTCACACAGATGTTTATCACAACCTGGATGAAAACAGCCAAAAATCCTGAGATCCCTGGAAG
 GTTCCGATGATGCAGTCTGTTACAAAGACGTTTGGATAACATGAACTTCAAGTGGAGTGAACCTCGGAA
 AAAGTCTCTCAACATTAGGTCCATTTGGAAGCCAGTTTCTGACCAGTGGAAAGCGTCTGCACCTTTCTCTG
 CAGGAACTTCTGGTGTGGCTACAGCTGAAAGATGATGAATTAAGCCGGCAGGCACCTATTGGAGGCGACT
 TTCCAGCAGTTCAGAAGCAGAACGATGTACATAGGGCCTTCAAGAGGGAATTGAAAATAAAGAACCTGT
 AATCATGAGTACTTTGAGACTGTACGAATATTTCTGACAGAGCAGCCTTTGGAAGGACTAGAGAACTC
 TACCAGGAGCCCAGAGAGCTGCCTCCTGAGGAGAGAGCCAGAATGTCACTCGGCTTCTACGAAAGCAGG
 CTGAGGAGGTCAATACTGAGTGGGAAAAATTTGAACCTGCACTCCGCTGACTGGCAGAGAAAAATAGATGA
 GACCTTTGAAAGACTCCAGGAACCTTCAAGAGGCCACGGATGAGCTGGACCTCAAGCTGCGCCAAGCTGAG
 GTGATCAAGGGATCCTGGCAGCCGTGGGGCATCTCTCATTGACTCTCTCCAAGATCACCTCGAGAAAAG
 TCAAGGCACTTCGAGGAGAAATTTGCGCCTCTGAAAGAGAAGCTGAGCCACGTCAATGACCTTGCTCGCCA
 GCTTACCCTTTGGGCATTACGCTCTACCGTATAACCTCAGCACTCTGGAAGACCTGAACACCAGATGG

AAGCTTCTGCAGGTGGCCGTCGAGGACCGAGTCAGGCAGCTGCATGAAGCCACAGGGACTTTGGTCCAG
CATCTCAGCACTTTCTTTCCACGTCTGTCCAGGGTCCCTGGGAGAGAGCCATCTCGCCAAACAAAGTGCC
CTACTATATCAACCACGAGACTCAAACAACTTGTCTGGGACCATCCCAAAATGACAGAGCTCTACCACTCT
TTAGCTGACCTGAATAATGTCAGATTCTCAGCTTATAGGACTGCCATGAAACTCCGAAGACTGCAGAAGG
CCCTTTGCTTGGATCTCTTGAGCCTGTCAGCTGCATGTGATGCCTTGACCAGCACAACTCAAGCAAAA
TGACCAGCCCATGGATATCCTGCAGATTATTAATTGTTTGACCACTATTTATGACCGCTGGGCAAGAG
CACAAACAATTTGGTCAACGTCCCTCTCTGCGTGGATATGTGTCTGAACTGGCTGCTGAATGTTTATGATA
CGGGACGAACAGGGAGGATCCGTGTCCTGCTTTTTAAAACCTGGCATCATTTCCCTGTGTAAGCACATTT
GGAAGACAAGTACAGATACCTTTTCAAGCAAGTGGCAAGTTCAACAGGATTTTGTGACCAGCGCAGGCTG
GGCCTCCTTCTGCATGATTCTATCCAAATTCCAAGACAGTTGGGTGAAGTTGCATCCTTTGGGGCAGTA
ACATTGAGCCAAGTGTCCGGAGCTGCTTCCAATTTGCTAATAAAGCCAGAGATCGAAGCGGCCCTCTT
CCTAGACTGGATGAGACTGGAACCCAGTCCATGGTGTGGCTGCCCGTCTGCACAGAGTGGCTGCTGCA
GAAACTGCCAAGCATCAGGCCAAATGTAACATCTGCAAAGAGTGTCCAATCATTGGATTCCAGGTACAGGA
GTCTAAAGCACTTAATTATGACATCTGCCAAAGCTGCTTTTTTCTGGTCGAGTTGCAAAAGGCCATAA
AATGCACTATCCCATGGTGAATATTGCACTCCGACTACATCAGGAGAAGATGTTTCGAGACTTTGCCAAG
GTACTAAAAACAATTTTGAACCAAAAAGTATTTTGGCAAGCATCCCCGAATGGGCTACCTGCCAGTGC
AGACTGTCTTAGAGGGGGACAACATGGAACCTCCCGTTACTCTGATCAACTTCTGGCCAGTAGATTCTGC
GCCTGCCTCGTCCCTCAGCTTTACACAGATGATACTCATTACAGCATTGAACATTATGCTAGCAGGCTA
GCAGAAATGGAAAACAGCAATGGATCTTATCTAAATGATAGCATCTCTCCTAATGAGAGCATAGATGATG
AACATTTGTTAATCCAGCATTACTGCCAAAGTTTGAACCAGGACTCCCCCTGAGCCAGCCTCGTAGTCC
TGCCCAGATCTTGATTTCCCTTAGAGAGTGAGGAAAGAGGGGAGCTAGAGAGAATCCTAGCAGATCTTGAG
GAAGAAAACAGGAATCTGCAAGCAGAATATGACCGTCTAAAGCAGCAGCACGAACATAAAGGCCTGTCCC
CACTGCCGTCCCCTCCTGAAATGATGCCACCTCTCCCCAGAGTCCCCGGGATGCTGAGCTCATTGCTGA
GGCCAAGCTACTGCGTCAACACAAAGGCCCTGGAAGCCAGGATGCAAACTCCTGGAAGACCACAATAAA
CAGCTGGAGTCACAGTTACACAGGCTAAGGCAGCTGCTGGAGCAACCCAGGCAGAGGCCAAAGTGAATG
GCACAACGGTGTCTCTCCTTCTACCTCTACAGAGGTCGACAGCAGTCAGCCTATGCTGCTCCGAGT
GGTTGGCAGTCAAACCTCGGACTCCATGGGTGAGGAAGATCTTCTCAGTCCTCCCAGGACACAAGCACA
GGGTTAGAGGAGGTGATGGAGCAACTCAACAACCTCTCCCTAGTTCAAGAGGAAGAAATACCCCTGGAA
AGCCAATGAGAGAGGACACAATG

ACGCGTACGCGGCCGCTCGAG – GFP Tag – GTTTAA

Protein Sequence: >RG216951 representing NM_004012
 Red=Cloning site Green=Tags(s)

```

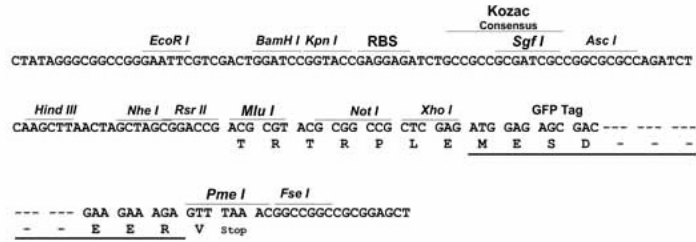
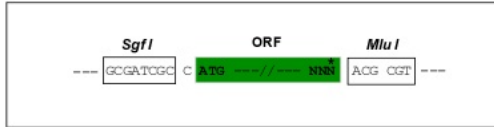
MSARKLRNLSYKKAARRQKLLLEQSIQSAQETEKSLHLIQESLTFIDKQLAAYIADKVDAAQMPQEAQKIQ
SDLTSHEISLEEMKKHNQGKEAAQRVLSQIDVAQKQLQDVSMKFRLLFQKPFANFEQRLQESKMILDEVKMH
LPALETKSVEQEVVQSQLNHCVNLYKSLSEVKSEVEMVIKTGRQIVQKKQTENPKELDERVTALKLHYNE
LGAKVTERKQQLLEKCLKLSRKMREKEMNVLTEWLAATMELTKRSAVEGMPNSLDSEVAWGKATQKEIEKQ
KVHLKSITEVGEALKTVLGGKETLVEDKLSLLNSNWIIVTSRAEEWLNLLLEYQKHMETFQNVVDHITKW
IIQADTLLDESEKKKPPQKEDVLKRLKAELENDIRPKVDSTRDQAANLMANRGDHCRLKVEPQISELNHRF
AAISHRIKTGKASIPKLELEQFNDSIQKLEPLEAEIQQGVNLKEEDFNKDMNEDNEGTVKELLQRGDNL
QQRITDERKREEIKIKQQLLQTKHNALKDLRSQRRKKALEISHQWYQYKRQADDLLKCLDDIEKKLASLP
EPRDERKIKEIDRELQKKKEELNAVRRQAEGLSEDGAAMAVEPTQIQLSKRWREIESKFAQFRRLNFAQI
HTVREETMMVMTEDMPLEISYVPSTYLTEITHVSQALLEVEQLLNAPDLCAKDFEDLQKQESLKNIKDS
LQSSGRIDIHHSKTAALQSATPVERVKLQEQALSQLDFQWEKVNKMYKDRQGRFDRSVEKWRFFHYDIK
IFNQWLTEAEQFLRKTQIPENWEHAKYKWLKELQDGGIGQRQTVVRTLNATGEEIIQQSSKTDASILQEK
LGSLLNRWQEVCKQLSDRKKRLEEQKNILSEFQRDLNEFVWLWEEADNIASIPLEPGKEQQLKEKLEQVK
LLVEELPLRQGILKQLNETGGPVLVSAPISPEEQDKLENLKKQTNLQWIKVSRALPEKQGEIEAQIKDLG
QLEKKLEDLEEQLNHLNLLWLSPIRNQLEIYNQPNQEGPFQVQTEIEAVQAKQPDVEEILSKGQHLYKEKP
ATQPVKRLKLEDLSSEWKAVERNLLQELRAKQPDLPGLTTIGASPTQTVTLTQVVPVTKETAISKLEMPSS
LMLVLPALADFNRAWTELTDWLSLLDQVKSQRVMVGLEDINEMIIKQKATMQDLEQRRPQLEELITAA
QNLKNKTSNQEARTIITDRIERIQNQWDEVQEHQNRQQLENEMLKQDSTQWLEAKEEAEQVLGQARAKLE
SWKEGPTYVDIAQKKITETKQLAKDLRQWQTNVDVANDLAKLLRDYSADDTRKVMHMITENINASWRSIH
KRVSEREAALETHRLLQQFPLDLEKFLAWL TEAETTANVLQDATRKERLLEDKGVKELMKQWQDLQGE
IEAHTDVYHNLDENSQKILRSLEGSDDAVLLQRRLDNMNFKWSELRKKSLNIRSHLEASSDQWKRHLHLSL
QELLVWLQKDDDEL SRQAPIGGDFPAVQKQNDVHRAFKRELKTKPEVIMSTLETVRIFLTEQPLEGLEKL
YQEPRELPPPEERAQNVTRLLRKQAEVNTWEKLNLSADWQRKIDETLERLQELQEATDELDLKLRQAE
VIKGSWQPVGDLLIDSLQDHLEKVKALRGEIAPLKENVSHVNDLARQLTTLGIQLSPYNLSTLEDLNTRW
KLLQVAVEDRVRQLHEAHRDFGPASQHFLLSTSVQGPWERAISPKNVPPYYINHETQTTCDWHPKMTLEYQS
LADLNNVRFSAYRTAMKLRRLQKALCLDLLSLAACDALDQHNLKQNDQPMQDILQIINCLTTIYDRLEQE
HNNLVNVPLCVDMLNLLNVYDTGRTGRIRVLSFKTGIISLCKAHLEDKYRYLQKQVASTGFCDQRRRL
GLLLHDSIQIPRQLGEVASFGGSNIEPSVRSQFQFANNKPEIEAALFLDWMRLEPQSMVWLPVLRVAAA
ETAKHQAKCNICKECPIIGFRYRSLKHFNYDQCSCFFSGRVAKGHKMHYPMVEYCTPTTSGEDVRDFAK
VLKKNKFRTKRYFAKHPRMGYLPVQTVLEGDNMETPVTLINFWPVSAPASSPQLSHDDTHSRIEHYASRL
AEMENSGSYLNDISIPNESIDDEHLLIQHYCQSLNQDSPLSQPRSPAQILISLESEERGELERILADLE
EENRNLQAEYDRLLKQHEHKGLSPLPSPPEMPTSPQSPRDAELIAEAKLLRQHKGRLEARMQILEDHKNK
QLESQHLRLRQLLEQPQAEAKVNGTTVSSPSTSLQRSDSSQPMLLRVVGSTSDSMGEEDLLSPPQDTST
GLEEVMEQLNNSFPSSRGRNTPGKPMREDTM
  
```

TRTRPLE - GFP Tag - V

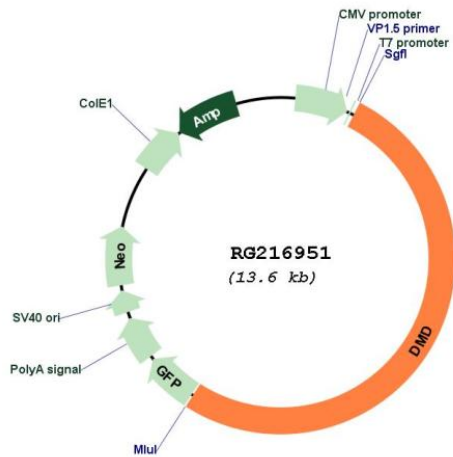
Restriction Sites: Sgfl-Mlul

Cloning Scheme:

Cloning sites used for ORF Shutting:



Plasmid Map:



ACCN:	NM_004012
ORF Size:	7023 bp
OTI Disclaimer:	The molecular sequence of this clone aligns with the gene accession number as a point of reference only. However, individual transcript sequences of the same gene can differ through naturally occurring variations (e.g. polymorphisms), each with its own valid existence. This clone is substantially in agreement with the reference, but a complete review of all prevailing variants is recommended prior to use. More info
OTI Annotation:	This clone was engineered to express the complete ORF with an expression tag. Expression varies depending on the nature of the gene.
Components:	The ORF clone is ion-exchange column purified and shipped in a 2D barcoded Matrix tube containing 10ug of transfection-ready, dried plasmid DNA (reconstitute with 100 ul of water).
Reconstitution Method:	<ol style="list-style-type: none">1. Centrifuge at 5,000xg for 5min.2. Carefully open the tube and add 100ul of sterile water to dissolve the DNA.3. Close the tube and incubate for 10 minutes at room temperature.4. Briefly vortex the tube and then do a quick spin (less than 5000xg) to concentrate the liquid at the bottom.5. Store the suspended plasmid at -20°C. The DNA is stable for at least one year from date of shipping when stored at -20°C.
RefSeq:	NM_004012.3 , NP_004003.1
RefSeq Size:	9914 bp
RefSeq ORF:	7026 bp
Locus ID:	1756
UniProt ID:	P11532
Cytogenetics:	Xp21.2-p21.1
Protein Pathways:	Arrhythmogenic right ventricular cardiomyopathy (ARVC), Dilated cardiomyopathy, Hypertrophic cardiomyopathy (HCM), Viral myocarditis
Gene Summary:	This gene spans a genomic range of greater than 2 Mb and encodes a large protein containing an N-terminal actin-binding domain and multiple spectrin repeats. The encoded protein forms a component of the dystrophin-glycoprotein complex (DGC), which bridges the inner cytoskeleton and the extracellular matrix. Deletions, duplications, and point mutations at this gene locus may cause Duchenne muscular dystrophy (DMD), Becker muscular dystrophy (BMD), or cardiomyopathy. Alternative promoter usage and alternative splicing result in numerous distinct transcript variants and protein isoforms for this gene. [provided by RefSeq, Dec 2016]