

Product datasheet for **RG216899**

Dystrophin (DMD) (NM_004007) Human Tagged ORF Clone

Product data:

Product Type:	Expression Plasmids
Product Name:	Dystrophin (DMD) (NM_004007) Human Tagged ORF Clone
Tag:	TurboGFP
Symbol:	DMD
Synonyms:	BMD; CMD3B; DXS142; DXS164; DXS206; DXS230; DXS239; DXS268; DXS269; DXS270; DXS272
Mammalian Cell Selection:	Neomycin
Vector:	pCMV6-AC-GFP (PS100010)
E. coli Selection:	Ampicillin (100 ug/mL)
ORF Nucleotide Sequence:	>RG216899 representing NM_004007 Red=Cloning site Blue=ORF Green=Tags(s)

TTTTGTAATACGACTCACTATAGGGCGGCCGGAATTCGTCGACTGGATCCGGTACCGAGGAGATCTGCC
GCC**CGATCGC**C

ATGAAAAATATCATGGCTGGATTGCAACAAACCAACAGTGAAAAGATTCTCCTGAGCTGGGTCGACAAT
CAACTCGTAATTATCCACAGGTTAATGTAATCACTTCACCACCAGCTGGTCTGATGGCCTGGCTTTGAA
TGCTCTCATCCATAGTCATAGGCCAGACCTATTTGACTGGAATAGTGTGGTTTGCCAGCAGTCAGCCACA
CAACGACTGGAACATGCATTCAACATCGCCAGATATCAATTAGGCATAGAGAACTACTCGATCCTGAAG
ATGTTGATACCACCTATCCAGATAAGAAGTCCATCTTAATGTACATCACATCACTCTTCCAAGTTTTGCC
TCAACAAGTGAGCATTGAAGCCATCCAGGAAGTGAAATGTTGCCAAGGCCACCTAAAGTACTAAAGAA
GAACATTTTCAGTTACATCATCAATGCACTATTCTCAACAGATCACGGTCAGTCTAGCACAGGGATATG
AGAGAACTTCTCCCTAAGCCTCGATTCAAGAGCTATGCCTACACACAGGCTGCTTATGTCACCACCTC
TGACCCTACACGGAGCCCATTTCTTCACAGCATTGGAAAGCTCCTGAAGACAAGTCATTTGGCAGTTCA
TTGATGGAGAGTGAAGTAAACCTGGACCGTTATCAACAGCTTTAGAAGAAGTATTATCGTGGCTTCTTT
CTGCTGAGGACACATTGCAAGCACAAGGAGAGATTTCTAATGATGTGGAAGTGGTGAAGACCAGTTTCA
TACTCATGAGGGGTACATGATGGATTTGACAGCCCATCAGGGCCGGTGGTAAATATTCTACAATTGGGA
AGTAAGCTGATTGGAACAGGAAAATTATCAGAAGATGAAGAACTGAAGTACAAGAGCAGATGAATCTCC
TAAATTCAGATGGGAATGCCTCAGGGTAGCTAGCATGGAAAAACAAGCAATTTACATAGAGTTTTAAT
GGATCTCCAGAATCAGAACTGAAAGAGTTGAATGACTGGCTAACAAAAACAGAAGAAAGAAACAAGGAAA
ATGGAGGAAGAGCCTCTTGGACCTGATCTTGAAGACCTAAAACGCCAAGTACAACAACATAAGGTGCTTC
AAGAAGATCTAGAACAAGAACAAGTCAGGGTCAATTCTCTCACTCACATGGTGGTGGTAGTTGATGAATC
TAGTGGAGATCACGCAACTGCTGCTTTGGAAGAACAACCTAAGGTATTGGGAGATCGATGGGCAACATC
TGTAGATGGACAGAAGACCGCTGGGTTCTTTACAAGACATCCTTCTCAAATGGCAACGTCTTACTGAAG
AACAGTGCCTTTTTAGTGCATGGCTTTCAGAAAAAGAAGATGCAGTGAACAAGATTCACACAACCTGGCTT
TAAAGATCAAAATGAAATGTTATCAAGTCTTCAAAAACCTGGCCGTTTTAAAGCGGATCTAGAAAAGAAA



[View online »](#)

AAGCAATCCATGGGCAAACGTATTCACTCAAACAAGATCTTCTTTCAACACTGAAGAATAAGTCAGTGA
 CCCAGAAGACGGAAGCATGGCTGGATAACTTTGCCCGGTGTTGGGATAATTTAGTCCAAAAAATTGAAAA
 GAGTACAGCACAGATTTACAGGCTGTACCACCCTCAGCCATCACTAACACAGACAACCTGTAATGGAA
 ACAGTAACTACGGTGACCACAAGGGAACAGATCCTGGTAAAGCATGCTCAAGAGGAACCTCCACCACCAC
 CTCCCCAAAAGAAGAGGCAGATTACTGTGGATTCTGAAATTAGGAAAAGGTTGGATGTTGATATAACTGA
 ACTTCACAGCTGGATTACTCGCTCAGAAGCTGTGTTGCAGAGTCTGAATTTGCAATCTTTCGGAAGGAA
 GGCAACTTCTCAGACTTAAAAGAAAAAGTCAATGCCATAGAGCGAGAAAAAGCTGAGAAGTTCAGAAAAAC
 TGCAAGATGCCAGCAGATCAGCTCAGGCCCTGGTGGAAACAGATGGTGAATGAGGGTGTAAATGCAGATAG
 CATCAAACAAGCCTCAGAACAACCTGAACAGCCGGTGGATCGAATTTCTGCCAGTTGCTAAGTGAGAGACTT
 AACTGGCTGGAGTATCAGAACAACATCATCGCTTTCTATAATCAGCTACAACAATTGGAGCAGATGACAA
 CTACTGCTGAAAACCTGGTTGAAAATCCAACCCACCACCCCATCAGAGCCAACAGCAATTAAGTCAAGT
 AAAAAATTTGTAAGGATGAAGTCAACCGCTATCAGGTCTTCAACCTCAAATTTGAACGATTAATAATTCAA
 AGCATAGCCCTGAAAGAGAAAGGACAAGGACCCATGTTCTGGATGCAGACTTTGTGGCCTTTACAATC
 ATTTTAAGCAAGTCTTTCTGATGTGCAGGCCAGAGAGAAAGAGTACAGACAATTTTGTGACTTTGCC
 ACCAATGCGCTATCAGGAGACCATGAGTGCCATCAGGACATGGGTCCAGCAGTCAGAAACCAAACTCTCC
 ATACCTCAACTTAGTGTACCGACTATGAAATCATGGAGCAGAGACTCGGGGAATTCAGGCTTTACAAA
 GTTCTCTGCAAGAGCAACAAAGTGGCCTATACTATCTCAGCACCCTGTGAAAGAGATGTCGAAGAAAGC
 GCCCTCTGAAATTAGCCGGAATATCAATCAGAAATTTGAAGAAATTTGAGGGACGCTGGAAGAAGCTCTCC
 TCCCAGCTGGTTGAGCATTGTCAAAAGCTAGAGGAGCAATGAATAAACTCCGAAAAATTCAGAATCACA
 TACAAACCTGAAGAAATGGATGGCTGAAGTTGATGTTTTCTGAAGGAGGAATGGCCTGCCCTTGGGGA
 TTCAGAAATCTAAAAAGCAGCTGAAACAGTGCAGACTTTTGTAGTCAGTATTCAGACAATTCAGCCC
 AGTCTAAACAGTGTCAATGAAGGTGGCAGAAGATAAAGAATGAAGCAGAGCCAGAGTTTGTCTCGAGAC
 TTGAGACAGAACTCAAAGAACTTAACTCAGTGGGATCACATGTGCCAACAGGTCTATGCCAGAAAGGA
 GGCTTTGAAGGGAGGTTTGGAGAAAACTGTAAGCCTCCAGAAAGATCTATCAGAGATGCACGAATGGATG
 ACACAAGCTGAAGAAGAGTATCTTGAGAGAGATTTTGAATATAAACTCCAGATGAATTACAGAAAGCAG
 TTGAAGAGATGAAGAGAGCTAAAGAAGAGGCCCAACAAAAAGAAGCGAAAGTGAACCTCTTACTGAGTCT
 TGTAATAGTGTATAGCTCAAGCTCCACCTGTAGCACAAGAGGCCTTAAAAAGGAACTTGAACTCTA
 ACCACCAACTACCAGTGGCTCTGCACTAGGCTGAATGGGAAATGCAAGACTTTGGAAGAAGTTTGGGCAT
 GTTGGCATGAGTTATTGTACTTGGAGAAAGCAACAAGTGGTAAATGAAGTAGAATTTAACTTAA
 AACCCTGAAAACATTCTGGCGGAGCTGAGGAAATCTCTGAGGTGCTAGATTCACTTGAATTTGATG
 CGACATTCAGAGGATAACCCAAATCAGATTCGCATATTGGCACAGACCCTAACAGATGGCGGAGTATGG
 ATGAGCTAATCAATGAGGAACCTGAGACATTTAATTTCTGTTGGAGGGAACACATGAAGAGGCTGTAAAG
 GAGGCAAAAGTTGCTTGAACAGAGCATCCAGTCTGCCAGGAGACTGAAAAATCCTTACACTTAATCCAG
 GAGTCCCTCACATTCATTGACAAGCAGTTGGCAGCTTATATTGCAGACAAGTGGACGCAGCTCAAATGC
 CTCAGGAAGCCCAGAAAAATCCAATCTGATTTGACAAGTCAATGAGATCAGTTTGAAGAAATGAAGAAACA
 TAATCAGGGGAAGGAGGCTGCCAAAGAGTCTGTCTCAGATTGATGTTGCACAGAAAAAATTAAGAT
 GTCTCCATGAAGTTTCGATTATCCAGAAACCAGCCAATTTTGTGAGCAGCTTACAAGAAAGTAAAGTGA
 TTTTAGATGAAGTGAAGTGCATTTGCCTGCATTGGAAACAAAGAGTGTGGAACAGGAAGTAGTACAGTC
 ACAGCTAAATCATTGTGTAACCTGTATAAAAAGTCTGAGTGAAGTGAAGTCTGAAGTGGAAATGGTGATA
 AAGACTGGACGTCAGATTGTACAGAAAAAGCAGACGGAAAAATCCAAAGAACTTGTGAAAGAGTAAACAG
 CTTTGAATTTGCATTATAATGAGCTGGGAGCAAAGGTAACAGAAAGAAAGCAACAGTTGGAGAAATGCTT
 GAAATTTGCCGTAAGATGCGAAAGGAAATGAATGTCTTGACAGAATGGCTGGCAGCTACAGATATGGAA
 TTGACAAAGAGATCAGCAGTTGAAGGAATGCCTAGTAATTTGGATTCTGAAGTTGCCTGGGAAAGGCTA
 CTCAAAAAGAGATTGAGAAACAGAAGGTGCACCTGAAGAGTATCAGAGAGTGGAGAGGCTTGAAGAAAC
 AGTTTTGGGCAAGAAGGAGACGTTGGTGGAAAGATAAACTCAGTCTTCTGAATAGTAACTGGATAGCTGTC
 ACCTCCCGAGCAGAAGAGTGGTTAAATCTTTTGTGGAATACCAGAAACACATGGAAACTTTTGACCAGA
 ATGTGGACCACATCACAAGTGGATCATCAGGCTGACACACTTTTGGATGAATCAGAGAAAAAGAAACC
 CCAGCAAAAAGAAGACGCTTAAAGCGTTTAAAGGCAGAACTGAATGACATACGCCCAAAGGTGGACTCT
 ACACGTGACCAAGCAGCAAACTTGTGGCAAAACCGCGGTGACCCTGCAGGAAATTAAGTAGACCCCAAA
 TCTCAGAGCTCAACCATCGATTTGCAGCCATTTACACAGAATTAAGACTGGAAAGGCTCCATTCTTT
 GAAGGAATTTGGAGCAGTTAACTCAGATATACAAAAATTTGCTTGAACCACTGGAGGCTGAAATTCAGCAG
 GGGTGAATCTGAAGAGGAAGACTTCAATAAAGATATGAATGAAGCAATGAGGGTACTGTAAAAGAAAT

TGTTGCAAAGAGGAGACAACCTACAACAAAGAATCACAGATGAGAGAAAGCGAGAGGAAATAAAGATAAA
 ACAGCAGCTGTTACAGACAAAACATAATGCTCTCAAGGATTTGAGGTCTCAAAGAAGAAAAAGGCTCTA
 GAAATTTCTCATCAGTGGTATCAGTACAAGAGGCAAGGCTGATGATCTCCTGAAATGCTTGGATGACATTG
 AAAAAAATTAGCCAGCCTACCTGAGCCAGAGATGAAAGGAAAAAAGGAAATTTGATCGGGAATTGCA
 GAAGAAGAAAGAGGAGCTGAATGCAGTGCAGTGCAGGCTGAGGGCTTGTCTGAGGATGGGGCCGCAATG
 GCAGTGGAGCCAACTCAGATCCAGCTCAGCAAGCGCTGGCGGAAATTTGAGAGCAAAATTTGCTCAGTTTC
 GAAGACTCAACTTTGCACAAAATCACACTGTCCGTGAAGAAACGATGATGGTGTGACTGAAGACATGCC
 TTTGGAAATTTCTTATGTGCCTTCTACTTATTTGACTGAAATCACTCATGTCTCACAAGCCTATTAGAA
 GTGGAACAACTTCTCAATGCTCCTGACCTCTGTGCTAAGGACTTTGAAGATCTCTTTAAGCAAGAGGAGT
 CTCTGAAGAATATAAAAGATAGTCTACAACAAAGCTCAGGTGCGATTGACATTATTCATAGCAAGAAGAC
 AGCAGCATTGCAAAGTGAACGCCTGTGAAAGGGTGAAGCTACAGGAAGCTCTCTCCAGCTTGATTTT
 CAATGGGAAAAAGTTAACAAAATGTACAAGGACCGACAAGGGCGATTTGACAGATCTGTTGAGAAATGGC
 GCGTTTTTCAATTATGATATAAAGATATTTAATCAGTGGCTAACAGAAGCTGAACAGTTTCTCAGAAAGAC
 ACAAATCCTGAGAAATGGGAACATGCTAAATACAATGGTATCTTAAGGAACTCCAGGATGGCATTGGG
 CAGCGGCAAACTGTTGTCAGAACATTGAATGCAACTGGGAAGAAATAATTCAGCAATCCTCAAAAACAG
 ATGCCAGTATTCTACAGGAAAAATTTGGGAAGCCTGAATCTGCGGTGGCAGGAGGTCTGCAACAGCTGTC
 AGACAGAAAAAGAGGCTAGAAGAACAAGAAATATCTTGTGAGAATTTCAAAGAGATTTAAATGAATTT
 GTTTTATGGTTGGAGGAAGCAGATAACATTGCTAGTATCCCACTTGAACCTGGAAAAGAGCAGCAACTAA
 AAGAAAAGCTTGAGCAAGTCAAGTTACTGGTGAAGAGTTGCCCTGCGCCAGGGAAATTTCAAACAATT
 AAATGAACTGGAGGACCCGTGCTTGTAAAGTCTCCATAAGCCCAAGAGCAAGATAAACTTGAAAAAT
 AAGCTCAAGCAGACAAAATCTCCAGTGGATAAAGGTTTCCAGAGCTTTACCTGAGAAAACAAGGAGAAATG
 AAGCTCAAATAAAGACCTTGGCAGCTTGAAAAAAGCTTGAAGACCTTGAAGAGCAGTAAATCATCT
 GCTGTGTGGTTATCTCCTATTAGGAATCAGTTGGAAATTTATAACCAACCAACCAAGGACCACTTT
 GACGTTACAGGAACTGAAATAGCAGTTCAAGCTAAACAACCGGATGTGGAAGAGATTTTGTCTAAAGGGC
 AGCATTGTACAAGGAAAAACCAGCCTCAGCCAGTGAAGAGGAAGTTAGAAGATCTGAGCTCTGAGTG
 GAAGGCGGTAAACCGTTTACTTCAAGAGCTGAGGGCAAAGCAGCCTGACCTAGCTCCTGGACTGACCACT
 ATTGGAGCCTCTCCTACTCAGACTGTTACTCTGGTGACACAACCTGTGGTTACTAAGGAACTGCCATCT
 CCAAAGTGAAGTCCATCTTCTTGTGTTGGAGGTACCTGCTTGGCAGATTTCAACCGGCTTGGAC
 AGAACTTACCGACTGGCTTTCTCTGCTTGTCAAGTTATAAAATCACAGAGGGTGTGGTGGGTGACCTT
 GAGGATATCAACGAGATGATCATCAAGCAGAAGGCAACAATGCAGGATTTGGAACAGAGGCGTCCCAGT
 TGGAAGAACTCATTACCGCTGCCAAAAATTTGAAAAACAAGACCAGCAATCAAGAGGCTAGAACAATCAT
 TACGGATCGAATTGAAAGAATTCAGAATCAGTGGGATGAAGTACAAGAACACCTTCAGAACCGGAGGCAA
 CAGTTGAATGAAATGTTAAAGGATTCAACACAATGGCTGGAAGCTAAGGAAGAAGCTGAGCAGGTCTTAG
 GACAGGCCAGAGCCAAGCTTGAGTCATGGAAGGAGGGTCCCTATACAGTATGCAATCCAAAAGAAAAAT
 CACAGAAACCAAGCAGTTGGCCAAAGACCTCCGCCAGTGGCAGACAAATGTAGATGTGGCAAATGACTTG
 GCCCTGAAACTTCTCCGGGATTTCTGTCAGATGATACCAGAAAAGTCCACATGATAACAGAGAATATCA
 ATGCCTCTTGAGAAGCATTCAAAAAGGTTGAGTGAGCGAGAGGCTGCTTTGGAAGAACTCATAGATT
 ACTGCAACAGTTCCTCCCTGGACCTGGAAAAGTTTCTTGCCTGGCTTACAGAAGCTGAAACAACCTGCCAAT
 GTCCTACAGGATGCTACCCGTAAGGAAAGGCTCCTAGAAGACTCCAAGGGAGTAAAAGAGCTGATGAAAC
 AATGGCAAGACCTCAAGGTGAAATTTGAAGCTCACACAGATGTTTATCACAACTGGATGAAAACAGCCA
 AAAAATCCTGAGATCCCTGGAAGTTCCGATGATGCAGTCTGTTACAAAAGACGTTTGGATAACATGAAC
 TTCAAGTGGAGTGAACCTCGAAAAAGTCTCTCAACATTAGTCCCAATTTGGAAGCCAGTTCTGACCAGT
 GGAAGCGTCTGCACCTTTCTCTGCAGGAACTTCTGGTGTGGCTACAGCTGAAAGATGATGAATTAAGCCG
 GCAGGCACCTATTGGAGGCGACTTTCCAGCAGTTCAGAAGCAGAACGATGTACATAGGGCCTTCAAGAGG
 GAATTTGAAACTAAAGAACCTGTAATCATGAGTACTCTTGAGACTGTACGAATATTTCTGACAGAGCAGC
 CTTTGGAAAGGACTAGAGAACTCTACCAGGAGCCAGAGAGCTGCCTCCTGAGGAGAGAGCCAGAATGT
 CACTCGGCTTCTACGAAAGCAGGCTGAGGAGGTCAATACTGAGTGGGAAAAATTTGAACTGCACTCCGCT
 GACTGGCAGAGAAAAATAGATGAGACCCTTGAAGACTCCAGGAACTTCAAGAGGCCACGGATGAGCTGG
 ACCTCAAGCTGCGCCAAGCTGAGGTGATCAAGGGATCCTGGCAGCCCGTGGGCGATCTCCTCATTGACTC
 TCTCAAGATCACCTCGAGAAAATCAAGGCACTTCGAGGAGAAATTTGCGCCTCTGAAAGAGAACGTGAGC
 CAGTCAATGACCTTGTCTGCCAGCTTACCCTTTGGGCACTTCAAGCTCTCACCCTATAACCTCAGCACTC
 TGGAAAGACCTGAACACCAGATGGAAGCTTCTGCAGGTGGCCGTGAGGACCGAGTCAGGCAGCTGCATGA

AGCCACAGGGACTTTGGTCCAGCATCTCAGCACTTTCTTTCCACGTCTGTCCAGGGTCCCTGGGAGAGA
 GCCATCTCGCAAACAAAGTGCCCTACTATATCAACCACGAGACTCAAACAATTGCTGGGACCATCCCA
 AAATGACAGAGCTCTACCAGTCTTTAGCTGACCTGAATAATGTCAGATTCTCAGCTTATAGGACTGCCAT
 GAAACTCCGAAGACTGCAGAAGGCCCTTTGCTTGGATCTCTTGTAGCCTGTGAGCTGCATGTGATGCCTTG
 GACCAGCACAACTCAAGCAAAATGACCAGCCCATGGATATCTGCGATTATTAATTGTTTGACCACTA
 TTTATGACCGCTGGAGCAAGAGCACAACAATTTGGTCAACGTCCCTCTCTGCGTGGATATGTGTCTGAA
 CTGGCTGTGAATGTTTTATGATACGGGACGAACAGGGAGGATCCGTGTCCTGCTTTTAAAACTGGCATC
 ATTTCCCTGTGTAAGACACATTTGGAAGACAAGTACAGATACCTTTTCAAGCAAGTGGCAAGTCAACAG
 GATTTTGTGACCAAGCGCAGGCTGGGCTCCTTCTGCATGATTCTATCCAATTCCAAGACAGTTGGGTGA
 AGTTGCATCCTTTGGGGCAGTAACATTGAGCCAAGTGTCCGGAGCTGCTTCCAATTTGCTAATAATAAG
 CCAGAGATCGAAGCGGCCCTCTTCTAGACTGGATGAGACTGGAACCCAGTCCATGGTGTGGTGCCCG
 TCCTGCACAGAGTGGCTGCTGCAGAACTGCCAAGCATCAGGCCAAATGTAACATCTGCAAAGAGTGTCC
 AATCATTGGATTACAGGTACAGGAGTCTAAAGCACTTTAATTATGACATCTGCCAAAGCTGCTTTTTTCT
 GGTGAGTTGCAAAGGCCATAAAATGCACTATCCCATGGTGAATATTGCACTCCGACTACATCAGGAG
 AAGATGTTGAGACTTTGCCAAGTACTAAAAACAATTTGAAACAAAAGGTATTTTGGGAAGCATCC
 CCGAATGGGCTACTGCCAGTGCAGACTGTCTTAGAGGGGGACAACATGGAAGTCCCGTACTCTGATC
 AACTTCTGGCCAGTAGATTCTGCGCCTGCCTCGTCCCCTCAGCTTTCACACGATGATACTCATTACGCA
 TTGAACATTATGCTAGCAGGCTAGCAGAAATGGAAAACAGCAATGGATCTTATCTAAATGATAGCATCTC
 TCCTAATGAGAGCATAGATGATGAACATTTGTTAATCCAGCATTACTGCCAAAGTTTGAACCAGGACTCC
 CCCCTGAGCCAGCCTCGTAGTCTGCCAGATCTTGATTTCTTAGAGAGTGAGGAAAGAGGGGAGCTAG
 AGAGAACTCAGCAGATCTTGGGAAGAAAACAGGAATCTGCAAGCAGAATATGACCGTCTAAAGCAGCA
 GCACGAACATAAAGGCCGTGCCCACTGCCGTCCCCTCCTGAAATGATGCCACCTCTCCCAGAGTCCC
 CGGGATGCTGAGCTCATTGCTGAGGCCAAGCTACTGCTCAACACAAGGCCCGCTGGAAGCCAGGATGC
 AAATCCTGGAAGACCACAATAAACAGTGGAGTACAGTTACACAGGCTAAGGCAGCTGTGGAGCAACC
 CCAGGCAGAGGCCAAAGTGAATGGCACAACGGTGTCTCTCTCTACCTCTCTACAGAGGTCCGACAGC
 AGTCAGCCTATGCTGCTCCGAGTGGTTGGCAGTCAAACCTCGGACTCCATGGGTGAGGAAGATCTTCTCA
 GTCCTCCCAGGACACAAGCACAGGTTAGAGGAGGTGATGGAGCAACTCAACAACCTCTCCCTAGTTC
 AAGAGGAAGAAATACCCCTGAAAGCCAATGAGAGAGGACACAATG

ACGCGTACGCGGCCGCTCGAG – GFP Tag – GTTTAA

Protein Sequence:

>RG216899 representing NM_004007
 Red=Cloning site Green=Tags(s)

MKNIMAGLQQTNSEKILLSWVRQSTRNYPQVNVINFTTSWSDGLALNALIHSRPLDFDWN SVVCQQSAT
 QRLEHAFNIARYQLGIEKLLDPEDVDVDTYPDKKSILMYITSLFQVLPQQVSI EAIQEVEMLPRPPKVTKE
 EHFQLHHQMHSYQQITVSLAQGYERTSSPKPRFKSYAYTQAAYVTTSDPTRSPFSSQHLEAPEDKSFSS
 LMESEVNLDRYQTAL EEVLSWLLSAEDTLQAQGEISNDVEVVKDQFHTHEGYMMDLTAHQGRVGNILQLG
 SKLIGTGKLS EDETEVQE QMNLNLSRWECLRVASMEKQSNLHRVLMDLQNKL KELNDWLTKTEERTK
 MEEEP L GPDLEDLKRQVQHKV LQEDLEQE QVRVNSLTHMVVVVDESSGDHATAALEEQ LKVLGDRWANI
 CRWTE DRWVLLQDILLKWQRLTEEQCLFSAWLSEKEDAVNKIHTTGFKDQNEMLSSLQKLAVL KADLEKK
 KQSMGKLYSLKQDLLSTLKNKSVTQKTEAWL DNFARCWDNLVQKLEKSTAQISQAVTTTQP SLTQTVM E
 TVTTVTTREQILVKHAQEELPPPPQKKRQITVDSEIRKRLDVDITELHSWITRSEAVLQSPEFAIFRKE
 GNFSDLKEKVNAIEREKA EKFRKLQDASRSAQALVEQMVNEGVNADSIKQASEQLNSRWIEFCQLL SERL
 NWLEYQNNIIAFYNLQQL EQMTTAEENWLKIQPTTPTSEPTAIKSQLKICKDEVNRLSGLQPQIERLKIQ
 SIALKEKGQGP MFLDADFVAFTNHFKQVFSDVQAREKELQTI FDTLPPMRYQETMSAIRTWVQQSETKLS
 IPQLSVTDYEIMEQRLGELQALQSSLQEQQSGLYYLSTTVKEMSKKAPSEISRKYQSEFEEIEGRWKLS
 SQLVEHCQKLEEQMNLKRLKIQNHITQLKKWMAEVDVFLKEEWPALGDSEILKQKLCRLLVSDIQTIQP
 SLNSVNEGGQKIKNEAEPEFASRLETETELKELNTQWDHMCQQVYARKEALKGGLEKTVSLQKDLSEMHEWM
 TQAE E EYLERDFEYKTPDELQKAVEEMKRAKEEAQQKEAKVKLLTESVNSVIAQAPPVAQEALKKELET
 TTNYQWLCTRLNGKCKTLEEVWACWHELLSYLEKANKWLNVEFKLKT TENIPGGAEI SEVLD SLENLM
 RHSEDPNPQIRILAQTLTDGGVMDELINEELETFN SRWRELHEEAVRRQKLEEQSIQSAQETEKSLHLIQ
 ESLTFIDKQLAAYIADKVDAAQMPQEAQKIQSDLTSHEISLEEMKKHNQK EAAQRVLSQIDVAQKQLQD

VSMKFRLFQKPANFEQRLQESKMILDEVKMHLPALLETKSVEQEVVQSQLNHCVNLYKSLSEVKSEVEMVI
 KTGRQIVQKKQTENPKELDERVTALKLHYNELGAKVTERKQQLEKCLKLSRKMREMNVLTWLAATDME
 LTKRSAVEGMPNSLDSEVAWGKATQKEIEKQKVHLKSITEVGEALKTVLGKKTETLVEDKLSLLNSNWIAV
 TSRAEEWLNLLLEYQKHMETFQDQNVDHITKWI IQADTLDESEKKKPPQKEDVLRKLAELNDIRPKVDS
 TRDQAANL MANRGDHCRLK VEPQISELNHRFAAISHRIKTGKASIPLKELEQFNSDIQKLLPLEAEIQQ
 GVNKKEEDFNKDMNEDNEGTVKELLQRGDNLQQRITDERKREEIKIKQQLLQTKHNALKDLRSQRRKKAL
 EISHQWYQYKRQADDLLKCLDDIEKKLASLPEPRDERKIKEIDRELQKKKEELNAVRRQAEGL SEDGAAM
 AVEPTQIQLSKRWREIESKFAQFRRLNFAQIHTVREETMMVMTEMPLEISYVPSTYLTEITHVSQALLE
 VEQLLNAPDLCAKDFEDLFKQEEESLKNIKDSLQSSGRIDIHSHKTAALQSATPVERVKLQEALSQLDF
 QWEKVNMYKDRQGRFDRSVEKWRRFHYDIKIFNQWLTEAEQFLRKTQIPENWEHAKYKWLKELQDGIG
 QRQTVVRTL NATGEEIIQSSKTDASILQEKLGSNLNRWQEVCKQLSDRKKRLEEQKNILSEFQRDLNEF
 VLWLEEADNIASIPLEGKEQQLKEKLEQVLLVEELPLRQGIKQLNETGGPVLVSAPISPEEQDKLEN
 KLKQTNLQWIKVSRALPEKQGEIEAQIKDLGQLEKKLEDEEQLNHLWLSPIRNQLIYNQPNQEGPF
 DVQETEIAVQAKQPDVEEILSKGQHL YEKPATQPVKRKLEDLSSEWKAVNRLQLERAKQPD LAPGLTT
 IGASPTQTVTLVTPVVTKETAI SKLEMPSSMLLEVPALADFNRAWTELTDWLSLLDQVIKSQRVMVGD
 EDINEMIIKQKATMQDLEQRRPQLEELITAAQNLKNKTSNQEARTIITDRIERIQNQWDEVQEHLQNRQ
 QLNEMIKDSTQWLEAKEEAEQVLGQARAKLESWKEGPYTVDAIQKKITETKQLAKDLRQWQTNVDVANDL
 ALKLLRDYSADDRKRVHMITENINASWRSIHKRVSERAALAEETHRLLQQFPLDLEKFLAWL TEAETTAN
 VLQDATRKRERLLEDKSGVKELMKQWQDLQGEIEAHTDVYHNLNENSQKILRSLEGSDDAVLLQRRLDNMN
 FKWSELRKKSLNIRSHLEASSDQWKRLHLSLQELLVWLQLKDDLSRQAPIGGDFPAVQKQNDVHRAFKR
 ELKTKPEVIMSTLETVRIFLTEQPLEGLEKLYQEPRELPEERAQNVTRLLRKQAEVNTWEKLNHLSA
 DWQRKIDETLERLQELQEATDELDKLRQAEVIKGSWQPVGDLLIDSLQDHLEKVKALRGEIAPLKENV
 HVNDLARQLTTLGIQLSPYNLSTLEDLNTRWKLQVAVEDRVRQLHEAHRDFGPASQHFLLSTSVQGPWER
 AISPKNVPYYINHETQTTCDWHPKMTLEYQSLADLNNVRF SAYRTAMKLRRLQKALCLDLLSLSAACDAL
 DQHNKQNDQPMDILQIINCLTTIYDRLEQEHNNLVNVP LCVDMCLNWLNVYDTGRTGRIRVLSFKTGI
 ISLCKAHLEDKYRYL FKQVASSTGFCQRRLLGLLLHDSIQIPRQLGEVASFGGSNIEPSVRSFCFQFANNK
 PEIEAALFLDWMRLEPQSMVWLPVLRVAAAETAHQAKCNICKECPIIGFRYRSLKHFNYDICQSCFFS
 GRVAKGHKMHYPMVEYCTPTTSGEDVRDFAKVLKNKFRTKRYFAKHPRMGYLPVQTVLEGDNMETPVTLI
 NFWPVSAPASSPQLSHDDTHSRIEHYASRLAEMENSNGSYLNDISPNESIDDEHLLIQHYCQSLNQDS
 PLSQPRSPAQILISLESEERGELERILADLEEENRNLQAEYDRLKQHEHKGLSPLSPPEMPTSPQSP
 RDAELIAEAKLLRQHKGRLEARMQILEDHKNQLESQHLRLQLLEQPQAEAKVNGTTVSSPSTSLQRSDS
 SQPMLLRVVGSTSDSMGEEDLLSPPQDTSTGLEEVMEQLNNSFPSSRGRNTPGKPMREDTM

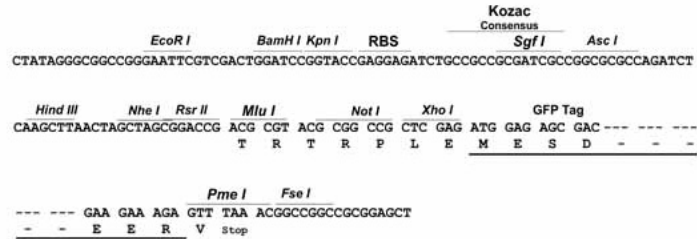
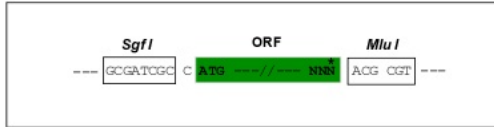
TRTRPLE - GFP Tag - V

Restriction Sites:

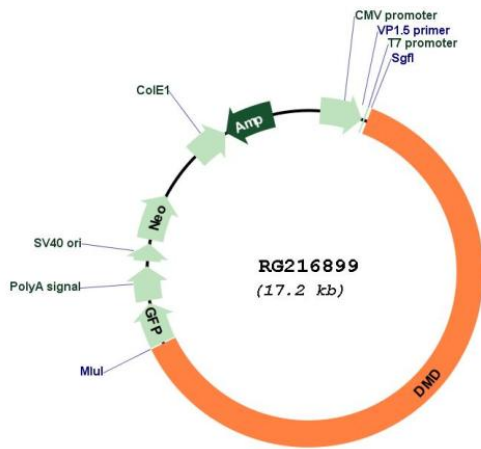
Sgfl-MluI

Cloning Scheme:

Cloning sites used for ORF Shutting:



Plasmid Map:



ACCN: NM_004007
 ORF Size: 10686 bp

OTI Disclaimer:	<p>Due to the inherent nature of this plasmid, standard methods to replicate additional amounts of DNA in E. coli are highly likely to result in mutations and/or rearrangements. Therefore, OriGene does not guarantee the capability to replicate this plasmid DNA. Additional amounts of DNA can be purchased from OriGene with batch-specific, full-sequence verification at a reduced cost. Please contact our customer care team at custsupport@origene.com or by calling 301.340.3188 option 3 for pricing and delivery.</p> <p>The molecular sequence of this clone aligns with the gene accession number as a point of reference only. However, individual transcript sequences of the same gene can differ through naturally occurring variations (e.g. polymorphisms), each with its own valid existence. This clone is substantially in agreement with the reference, but a complete review of all prevailing variants is recommended prior to use. More info</p>
OTI Annotation:	This clone was engineered to express the complete ORF with an expression tag. Expression varies depending on the nature of the gene.
Components:	The ORF clone is ion-exchange column purified and shipped in a 2D barcoded Matrix tube containing 10ug of transfection-ready, dried plasmid DNA (reconstitute with 100 ul of water).
Reconstitution Method:	<ol style="list-style-type: none"> 1. Centrifuge at 5,000xg for 5min. 2. Carefully open the tube and add 100ul of sterile water to dissolve the DNA. 3. Close the tube and incubate for 10 minutes at room temperature. 4. Briefly vortex the tube and then do a quick spin (less than 5000xg) to concentrate the liquid at the bottom. 5. Store the suspended plasmid at -20°C. The DNA is stable for at least one year from date of shipping when stored at -20°C.
RefSeq:	NM_004007.2 , NP_003998.1
RefSeq Size:	13764 bp
RefSeq ORF:	10688 bp
Locus ID:	1756
Cytogenetics:	Xp21.2-p21.1
Domains:	ZnF_ZZ, WW, CH, spectrin, M
Protein Pathways:	Arrhythmogenic right ventricular cardiomyopathy (ARVC), Dilated cardiomyopathy, Hypertrophic cardiomyopathy (HCM), Viral myocarditis
Gene Summary:	<p>This gene spans a genomic range of greater than 2 Mb and encodes a large protein containing an N-terminal actin-binding domain and multiple spectrin repeats. The encoded protein forms a component of the dystrophin-glycoprotein complex (DGC), which bridges the inner cytoskeleton and the extracellular matrix. Deletions, duplications, and point mutations at this gene locus may cause Duchenne muscular dystrophy (DMD), Becker muscular dystrophy (BMD), or cardiomyopathy. Alternative promoter usage and alternative splicing result in numerous distinct transcript variants and protein isoforms for this gene. [provided by RefSeq, Dec 2016]</p>