

Product datasheet for **RG216848**

Dystrophin (DMD) (NM_004010) Human Tagged ORF Clone

Product data:

Product Type:	Expression Plasmids
Product Name:	Dystrophin (DMD) (NM_004010) Human Tagged ORF Clone
Tag:	TurboGFP
Symbol:	DMD
Synonyms:	BMD; CMD3B; DXS142; DXS164; DXS206; DXS230; DXS239; DXS268; DXS269; DXS270; DXS272; MRX85
Mammalian Cell Selection:	Neomycin
Vector:	pCMV6-AC-GFP (PS100010)
E. coli Selection:	Ampicillin (100 ug/mL)
ORF Nucleotide Sequence:	>RG216848 representing NM_004010 Red=Cloning site Blue=ORF Green=Tags(s)

TTTTGTAATACGACTCACTATAGGGCGGCCGGAATTCGTCGACTGGATCCGGTACCGAGGAGATCTGCC
GCC**CGATCGCC**

ATGAAAAATATCATGGCTGGATTGCAACAAACCAACAGTGAAAAGATTCTCCTGAGCTGGTCCGACAAT
CAACTCGTAATTATCCACAGTTAATGTAATCACTTCACCACCAGCTGGTCTGATGGCCTGGCTTTGAA
TGCTCTCATCCATAGTCATAGGCCAGACCTATTTGACTGGAATAGTGTGGTTTCCAGCAGTCAGCCACA
CAACGACTGGAACATGCATTCAACATCGCCAGATATCAATTAGGCATAGAGAACTACTCGATCCTGAAG
ATGTTGATACCACCTATCCAGATAAGAAGTCCATCTTAATGTACATCACATCACTCTTCCAAGTTTTGCC
TCAACAAGTGAGCATTGAAGCCATCCAGGAAGTGAAAATGTTGCCAAGGCCACCTAAAGTACTAAAGAA
GAACATTTTCAGTTACATCATCAATGCACTATTCTCAACAGATCACGGTCAGTCTAGCACAGGGATATG
AGAGAACTTCTCCCTAAGCCTCGATTCAAGAGCTATGCCTACACACAGGCTGCTTATGTCACCACCTC
TGACCCTACACGGAGCCATTTCTTCCACAGCATTGGAAAGCTCCTGAAGACAAGTCATTTGGCAGTTCA
TTGATGGAGAGTGAAGTAAACCTGGACGTTATCAAACAGCTTTAGAAGAAGTATTATCGTGGCTCTTT
CTGCTGAGGACACATTGCAAGCACAAGGAGAGATTTCTAATGATGTGGAAGTGGTAAAGACCAGTTTCA
TACTCATGAGGGGTACATGATGGATTGACAGCCCATCAGGGCCGGTGGTAATATTCTACAATTGGGA
AGTAAGCTGATTGGAACAGGAAAATTATCAGAAGATGAAGAACTGAAGTACAAGAGCAGATGAATCTCC
TAAATTCAGATGGGAATGCCTCAGGGTAGCTAGCATGGAAAAACAAAGCAATTTACATAGAGTTTTAAT
GGATCTCCAGAATCAGAACTGAAAGAGTTGAATGACTGGCTAACAAAAACAGAAGAAAGAAACAAGGAAA
ATGGAGGAAGAGCCTCTTGACCTGATCTTGAAGACCTAAAACGCCAAGTACAACAACATAAGGTGCTTC
AAGAAGATCTAGAACAAGAACAAGTCAGGGTCAATTCTCTCACTCACATGGTGGTGGTAGTTGATGAATC
TAGTGGAGATCACGCAACTGCTGCTTTGGAAGAACAACCTAAGGTATTGGGAGATCGATGGGCAACATC
TGTAGATGGACAGAAGACCGCTGGGTTCTTTACAAGACATCCTTCTCAAATGGCAACGCTTACTGAAG
AACAGTGCCTTTTTAGTCATGGCTTTCAGAAAAAGAAGATGCAGTGAACAAGATTCACACAACCTGGCTT



[View online »](#)

TAAAGATCAAAATGAAATGTTATCAAGTCTTCAAAAACCTGGCCGTTTTAAAAGCGGATCTAGAAAAGAAA
AAGCAATCCATGGGCAAACCTGTATTCACTCAAACAAGATCTTCTTTCAACACTGAAGAATAAGTCAGTGA
CCCAGAAGACGGAAGCATGGCTGGATAACTTTGCCCGGTGTTGGGATAATTTAGTCCAAAAAATTGAAAA
GAGTACAGCACAGATTTACAGGCTGTACCACCACTCAGCCATCACTAACACAGACAACCTGTAATGGAA
ACAGTAACTACGGTGACCACAAGGGAACAGATCCTGGTAAAGCATGCTCAAGAGGAACTCCACCACCAC
CTCCCCAAAAGAAGAGGCAGATTACTGTGGATTCTGAAATTAGGAAAAGTTGGATGTTGATATAACTGA
ACTTCACAGCTGGATTACTCGCTCAGAAGCTGTGTTGCAGAGTCTGAATTTGCAATCTTCCGGAAGGAA
GGCAACTTCTCAGACTTAAAAGAAAAAGTCAATGCCATAGAGCGAGAAAAAGCTGAGAAGTTCAGAAAAAC
TGCAAGATGCCAGCAGATCAGCTCAGGCCCTGGTGAACAGATGGTGAATGAGGGTGTAAATGCAGATAG
CATCAAACAAGCCTCAGAACAACCTGAACAGCCGGTGGATCGAATTCTGCCAGTTGCTAAGTGAGAGACTT
AACTGGCTGGAGTATCAGAACAACATCATCGCTTCTATAATCAGCTACAACAATTGGAGCAGATGACAA
CTACTGCTGAAAACCTGGTTGAAAATCCAACCCACCACCCATCAGAGCCAACAGCAATTAAGTCAAGT
AAAAATTTGTAAGGATGAAGTCAACCGCTATCAGGTCTCAACCTCAAATTTGAACGATTAAGAAATTCAA
AGCATAGCCCTGAAAGAGAAAGGACAAGGACCCATGTTCTGGATGCAGACTTTGTGGCCTTTACAATC
ATTTTAAGCAAGTCTTTCTGATGTGCAGGCCAGAGAGAAAGAGCTACAGACAATTTTTGACACTTTGCC
ACCAATGCGCTATCAGGAGACCATGAGTGCCATCAGGACATGGGTCCAGCAGTCAGAAAACCAAACCTCC
ATACCTCAACTTAGTGTACCGACTATGAAATCATGGAGCAGAGACTCGGGGAATTCAGGCTTTACAAA
GTTCTCTGCAAGAGCAACAAAGTGGCCTATACTATCTCAGCACCCTGTGAAAGAGATGTCGAAGAAAGC
GCCCTCTGAAATTAGCCGGAATATCAATCAGAAATTTGAAGAAATTTGAGGGACGCTGGAAGAAGCTCTCC
TCCCAGCTGGTTGAGCATTGTCAAAAGCTAGAGGAGCAAAATGAATAAACTCCGAAAAATTCAGAATCACA
TACAAACCCTGAAGAAATGGATGGCTGAAGTTGATGTTTTCTGAAGGAGGAATGGCCTGCCCTTGGGGA
TTCAGAAATCTAAAAAGCAGCTGAAACAGTGCAGACTTTTAGTCAGTGATATTCAGACAATTCAGCCCC
AGTCTAAACAGTGTCAATGAAGGTGGGCGAAGATAAAGAATGAAGCAGAGCCAGAGTTTGCTTCGAGAC
TTGAGACAGAACTCAAAGAACTTAACACTCAGTGGGATCACATGTGCCAACAGGTCTATGCCAGAAAGGA
GGCCTTGAAGGGAGGTTTTGGAGAAAACCTGAAGCCTCCAGAAAAGTCTATCAGAGATGCACGAATGGATG
ACACAAGCTGAAGAAGAGTATCTTGAGAGAGATTTTGAATATAAACTCCAGATGAATTACAGAAAGCAG
TTGAAGAGATGAAGAGAGCTAAAGAAGAGGCCCAACAAAAAGAAGCGAAAAGTGAACCTTACTGAGTC
TGTAATAGTGTATAGCTCAAGCTCCACCTGTAGCACAAGAGGCCTTAAAAAGGAACTTGAACCTCTA
ACCACCAACTACCAGTGGCTCTGCACTAGGCTGAATGGGAAATGCAAGACTTTGGAAGAAGTTTGGGCAT
GTTGGCATGAGTTATTGTACACTTGGAGAAAGCAACAAGTGGTAAATGAAGTAGAATTTAACTTAA
AACCCTGAAAACATTCTGGCGGAGCTGAGGAAATCTCTGAGGTGCTAGATTCCTTGAATTTGATG
CGACATTCAGAGGATAACCCAAATCAGATTCGCATATTGGCACAGACCCTAACAGATGGCCGAGTATGG
ATGAGCTAATCAATGAGGAACCTGAGACATTTAATCTCGTTGGAGGGAACACATGAAGAGGCTGTAAG
GAGGCAAAAGTTGCTTGAACAGAGCATCCAGTCTGCCAGGAGACTGAAAAATCCTTACACTTAATCCAG
GAGTCCCTCACATTCATTGACAAGCAGTTGGCAGCTTATATTGCAGACAAGTGGACGCAGCTCAAATGC
CTCAGGAAGCCCAGAAAAATCCAATCTGATTTGACAAGTCAAGATCAGTTTGAAGAAATGAAGAAACA
TAATCAGGGGAAGGAGGCTGCCAAAGAGTCTGTCTCAGATTGATGTTGCACAGAAAAAATTAAGAT
GTCTCCATGAAGTTTCGATTATCCAGAAACCAGCCAATTTTGAAGCAGCTTACAAGAAAGTAAAGATGA
TTTTAGATGAAGTGAAGATGCACCTTGCCTGCAATGGAAACAAGAGTGTGGAACAGGAAGTACAGCTC
ACAGCTAAATCATTGTGTGAACCTTGATATAAAGTCTGAGTGAAGTGAAGTCTGAAGTGAAGTGGTATA
AAGACTGGACGTGAGATTGTACAGAAAAAGCAGACGGAATCCCAAAGAACTTGAAGAAAGTAAACAG
CTTTGAAATGCAATTAATGAGCTGGGAGCAAAGGTAACAGAAAGAAAGCAACAGTTGGAGAAATGCTT
GAAATTTGCCGTAAGATGCGAAAGGAAATGAATGTCTTGACAGAATGGCTGGCAGCTACAGATATGGAA
TTGACAAAGAGATCAGCAGTTGAAGGAATGCCTAGTAATTTGGATTCTGAAGTTGCCTGGGAAAGGCTA
CTCAAAAAGAGATTGAGAAACAGAAGGTGCACCTGAAGAGTATCAGAGAGTGGAGAGGCTTGAAGAAAC
AGTTTTGGCAAGAAGGAGACGTTGGTGAAGATAAACTCAGTCTTCTGAATAGTAACTGGATAGCTGTC
ACCTCCCGAGCAGAAGAGTGGTTAAATCTTTTGTGGAATACCAGAAACACATGGAAACTTTTGACCAGA
ATGTGGACCACATCACAAGTGGATCATTACAGGCTGACACACTTTTGGATGAATCAGAGAAAAAGAAACC
CCAGCAAAAAGAAAGAGCTGCTTAAAGCGTTTAAAGGCAGAACTGAATGACATACGCCCAAAGTGGACTCT
ACACGTGACCAAGCAGCAAACTTGTGGCAACCCGGTGGACTGACAGGAAATAGTAGAGCCCCAAA
TCTCAGAGCTCAACCATCGATTTGCAGCCATTTACACAGAAATTAAGACTGGAAAGGCTCCATTCTTT
GAAGGAATGGAGCAGTTAACTCAGATATACAAAAATGCTTGAACCACTGGAGGCTGAAATTCAGCAG

GGGGTGAATCTGAAAGAGGAAGACTTCAATAAAGATATGAATGAAGACAATGAGGGTACTGTAAAAGAAT
TGTTGCAAAGAGGAGACAACCTACAACAAAAGATCACAGATGAGAGAAAGCGAGAGGAAATAAAGATAAA
ACAGCAGCTGTTACAGACAAAACATAATGCTCTCAAGGATTTGAGGTCTCAAAGAAGAAAAAGGCTCTA
GAAATTTCTCATCAGTGGTATCAGTACAAGAGGCGAGGCTGATGATCTCTGAAATGCTTGGATGACATTG
AAAAAAATTAGCCAGCCTACCTGAGCCAGAGATGAAAGGAAAAATAAGGAAATTTGATCGGGAATTGCA
GAAGAAGAAAGAGGAGCTGAATGCAGTGCCTAGGCAAGCTGAGGGCTTGCTGAGGATGGGGCCCAATG
GCAGTGGAGCCAACTCAGATCCAGCTCAGCAAGCGCTGGCGGAAATTTGAGAGCAAAATTTGCTCAGTTTC
GAAGACTCAACTTTGCACAAAATTCACACTGTCCTGGAAGAAACGATGATGGTGACTGAAGACATGGCC
TTTGAAATTTCTTATGTGCCTTCTACTTATTTGACTGAAATCACTCATGTCTCACAAAGCCCTATTAGAA
GTGGAACAACTTCTCAATGCTCCTGACCTCTGTGCTAAGGACTTTGAAGATCTCTTTAAGCAAGAGGAGT
CTCTGAAGAATATAAAAGATAGTCTACAACAAAGCTCAGGTGGATTGACATTATTCATAGCAAGAAGAC
AGCAGCATTGCAAAGTGCACGCCTGTGGAAAGGGTGAAGCTACAGGAAGCTCTCTCCAGCTTGATTTTC
CAATGGAAAAAGTTAACAAAATGTACAAGGACCGACAAGGGCGATTTGACAGATCTGTTGAGAAATGGC
GGCGTTTTTATTATGATATAAAGATATTTAATCAGTGGCTAACAGAAGCTGAACAGTTTCTCAGAAAGAC
ACAAATTCCTGAGAATTTGGGAACATGCTAAATACAAAATGGTATCTTAAGGAACTCCAGGATGGCATTGGG
CAGCGGCAAACTGTTGTGAGAATTTGAATGCAACTGGGGAAGAAATAATTCAGCAATCCTCAAAAACAG
ATGCCAGTATTCTACAGGAAAAATTTGGGAAGCCTGAATCTGCGGTGGCAGGAGGTCTGCAACAGCTGTC
AGACAGAAAAAGAGGCTAGAAGAACAAAAGAATATCTTGTGAGAATTTCAAAGAGATTTAAATGAATTT
GTTTTATGGTTGGAGGAAGCAGATAACATTGCTAGTATCCCACTTGAACCTGGAAAAGAGCAGCAACTAA
AAGAAAAGCTTGAGCAAGTCAAGTTACTGGTGAAGAGTTGCCCTGCGCCAGGGAAATTTCAAACAATT
AAATGAACTGGAGGACCCGTGCTTGTAAAGTCTCCATAAGCCAGAGAGCAAGATAAACTTGAAAAAT
AAGCTCAAGCAGACAAAATCTCCAGTGGATAAAGGTTTCCAGAGCTTTACCTGAGAAAACAAGGAGAAATG
AAGCTCAAAATAAAGACCTTGGCAGCTTGAAAAAAGCTTGAAGCACTTGAAGAGCAGTTAAATCATCT
GCTGCTGTGGTTATCTCCTATTAGGAATCAGTTGGAAATTTATAACCAACCAACCAAGAAAGACCATTT
GACGTTACAGGAACTGAAATAGCAGTTCAGCTAAACAACCGGATGTGGAAGAGATTTTGTCTAAAGGGC
AGCATTGTGACAAGGAAAAACCAGCCACTCAGCCAGTGAAGAGGAAGTTAGAAGATCTGAGCTCTGAGTG
GAAGGCGGTAAACCGTTTACTTCAAGAGCTGAGGGCAAAGCAGCCTGACCTAGCTCCTGGACTGACCACT
ATTGGAGCCTCTCCTACTCAGACTGTTACTCTGGTACACAACCTGTGGTTACTAAGGAACTGCCATCT
CCAACTAGAAAATGCCATCTTCTTGTGTTGGAGGTACCTGCTCTGGCAGATTTCAACCGGCTTGGAC
AGAACTTACCGACTGGCTTTCTCTGCTTGTGATCAAGTTATAAAATCACAGAGGGTGTGGTGGGTGACCTT
GAGGATATCAACGAGATGATCATCAAGCAGAAGGCAACAATGCAGGATTTGGAACAGAGGCGTCCCAGT
TGGAAGAACTCATTACCGCTGCCAAAAATTTGAAAAACAAGACCAGCAATCAAGAGGCTAGAACAAATCAT
TACGGATCGAATTGAAAGAATTCAGAATCAGTGGGATGAAGTACAAGAACACCTTCAGAACCAGGAGCAA
CAGTTGAATGAAATGTTAAAGGATTCACACAATGGCTGGAAGCTAAGGAAGAAGCTGAGCAGGTCTTAG
GACAGGCCAGAGCCAAGCTTGTGATGGAAGGAGGGTCCCTATACAGTATGCAATCCAAAAGAAAAAT
CACAGAAAACCAAGCAGTTGGCCAAAGACCTCCGCCAGTGGCAGACAAATGTAGATGTGGCAAATGACTTG
GCCCTGAACTTCTCCGGGATTTCTGTCAGATGATACCAGAAAAGTCCACATGATAACAGAGAATATCA
ATGCCTCTTGGAGAAGCATTATAAAAGGGTGAAGTGAAGGAGGCTGCTTTGGAAGAACTCATAGATT
ACTGCAACAGTTCCCCCTGGACCTGAAAAAGTTTCTTGCCTGGCTTACAGAAGCTGAAACCAACTGCCAAT
GTCCTACAGGATGCTACCGTAAGGAAAAGGCTCCTAGAAGACTCCAAGGGAGTAAAAGAGCTGATGAAAC
AATGGCAAGACCTCCAAGGTGAAATGAAAGCTCACACAGATGTTTATCACAACCTGGATGAAAACAGCCA
AAAAATCCTGAGATCCCTGGAAGGTTCCGATGATGCAGTCTGTTACAAAGACGTTTGGATAACATGAAC
TTCAAGTGGAGTGAACCTCGAAAAAGTCTCTCAACATTAGGTCCCATTTGGAAGCCAGTTCTGACCAGT
GGAAGCGTCTGCACCTTTCTCTGCAGGAACCTCTGGTGTGGCTACAGCTGAAAGATGATGAATTAAGCCG
GCAGGCACCTATTGGAGGCGACTTCCAGCAGTTCAGAAGCAGAACGATGTACATAGGGCCTTCAAGAGG
GAATTTGAAACTAAAGAACCTGTAATCATGAGTACTCTTGAGACTGTACGAATATTTCTGACAGAGCAGC
CTTTGGAAGGACTAGAGAACTCTACCAGGAGCCAGAGAGCTGCCTCCTGAGGAGAGAGCCAGAAATGT
CACTCGGCTTCTACGAAAGCAGGCTGAGGAGGTCAATACTGAGTGGGAAAAATTTGAACCTGCACTCCGCT
GACTGGCAGAGAAAAATAGATGAGACCTTGAAGACTCCAGGAACTTCAAGAGGCCACGGATGAGCTGG
ACCTCAAGCTGCGCCAAGCTGAGGTGATCAAGGGATCCTGGCAGCCCGTGGGCGATCTCCTCATTGACTC
TCTCAAGATCACCTCGAGAAAATCAAGGCACTTCGAGGAGAAATTTGCGCCTCTGAAAGAGAACGTGAGC
CACGTCATGACCTTGTGCGCAGCTTACCCTTTGGGCATTGAGCTCTACCGTATAACCTCAGCACTC

TGGAAGACCTGAACACCAGATGGAAGCTTCTGCAGGTGGCCGTCGAGGACCGAGTCAGGCAGCTGCATGA
 AGCCACAGGGACTTTGGTCCAGCATCTCAGCACTTTCTTTCCACGTCTGTCCAGGGTCCCTGGGAGAGA
 GCCATCTCGCAAACAAAGTGCCTACTATCAACCACGAGACTCAAACAACCTGCTGGGACCATCCCA
 AAATGACAGAGCTCTACCAGTCTTAGCTGACCTGAATAATGTCAGATTCTCAGTTATAGGACTGCCAT
 GAAACTCCGAAGACTGCAGAAGGCCCTTGGCTGGATCTCTTGGCCTGTGAGCTGCATGTGATGCCTTG
 GACCAGACAACCTCAAGCAAAATGACCAGCCCATGGATATCCTGCAGATTATTAATGTTTGACCACTA
 TTTATGACCGCCTGGAGCAAGAGCACAACAATTTGGTCAACGTCCTCTCTGCGTGAATGTGTGTGATGA
 CTGGTCTGAATGTTTTATGATACGGGACGAACAGGGAGGATCCGTGTCCTGTCTTTAAAACTGGC
 ATTTCCCTGTGTAAGACACATTTGGAAGACAAGTACAGATACCTTTTCAAGCAAGTGGAAGTTCAACAG
 GATTTTGTGACCAGCGCAGGCTGGGCTCCTTCTGCATGATTCTATCCAAATTCGAAGACAGTTGGGTGA
 AGTTGCATCCTTTGGGGCAGTAACATTGAGCCAAGTGTCCGGAGCTGCTTCCAATTTGCTAATAATAAG
 CCAGAGATCGAAGCGGCCCTCTTCTAGACTGGATGAGACTGGAACCCAGTCCATGGTGTGGCTGCCCG
 TCCTGCACAGAGTGGCTGCTGCAGAACTGCCAAGCATCAGGCCAAATGTAACATCTGCAAAGAGTGTCC
 AATCATTGGATTACAGTACAGGAGTCTAAAGCACTTTAATTATGACATCTGCCAAAGCTGCTTTTTTCT
 GGTGCGAGTTGCAAAGGCCATAAAATGCACTATCCCATGGTGAATATTGCACTCCGACTACATCAGGAG
 AAGATGTTGAGACTTTGCCAAGTACTAAAAACAATTTGAAACAAAAGGATTTTTGCGAAGCATCC
 CCGAATGGGCTACCTGCCAGTGCAGACTGTCTTAGAGGGGGACAACATGGAAGTCCCGTTACTCTGATC
 AACTTCTGGCCAGTAGATTCTGCGCCTGCCTCGTCCCCTCAGCTTTCACACGATGATACTCATTACGCA
 TTGAACATTATGCTAGCAGGCTAGCAGAAATGGAAAACAGCAATGGATCTTATCTAAATGATAGCATCTC
 TCCTAATGAGAGCATAGATGATGAACATTTGTTAATCCAGCATTACTGCCAAAGTTTGAACCAGGACTCC
 CCCCTGAGCCAGCCTCGTAGTCTGCCAGATCTTGATTTCTTAGAGAGTGAGGAAAGAGGGGAGCTAG
 AGAGAATCCTAGCAGATCTTGAGGAAGAAAACAGGAATCTGCAAGCAGAATATGACCGTCTAAAGCAGCA
 GCACGAACATAAAGGCCGTCCCACTGCCCTCCCCTGAAATGATGCCCACTCTCCCAAGAGTCCC
 CGGGATGCTGAGCTCATTGCTGAGGCCAAGCTACTGCGTCAACACAAGGCCCGCTGGAAGCAGGATGC
 AAATCCTGGAAGACCACAATAAACAGCTGGAGTACAGTTACACAGGCTAAGGCAGCTGCTGGAGCAACC
 CCAGGCAGAGGCCAAAGTGAATGGCACAACGGTGTCTCTCCTTCTACTCTCTACAGAGGTCCGACAGC
 AGTCAGCCTATGCTGCTCCGAGTGGTTGGCAGTCAAACCTCGGACTCCATGGGTGAGGAAGATCTTCTCA
 GTCCTCCCAGGACACAAGCACAGGTTAGAGGAGGTGATGGAGCAACTCAACAACCTCTTCCCTAGTTC
 AAGAGGAAGAAATACCCCTGGAAGCCAATGAGAGAGGACACAATG

ACGCGTACGCGGCCGCTCGAG – GFP Tag – GTTTAA

Protein Sequence:

>RG216848 representing NM_004010
 Red=Cloning site Green=Tags(s)

MKNIMAGLQQTNSEKILLSWVRQSTRNYPQVNVINFTTSWSDGLALNALIHSRPLDFDWSVVCQQSAT
 QRLEHAFNIARYQLGIEKLLDPEDVDTTYPDKKSILMYITSLFQVLPQQVSIEAIEVEMLPRPKVTK
 EHFQLHHQMHSYQITVSLAQGYERTSSPKPRFKSYAYTQAAYVTTSDPTRSPFPSQHLEAPEDKSFSS
 LMESEVNLDRYQTALAEVL SWLLSAEDTLQAQGEISNDVEVVKDQFHTHEGYMMDLTAHQGRVGNILQLG
 SKLIGTGKLSSEDETEVQEQMNLNLSRWECLRVASMEKQSNLHRVMDLQNKLKLNDWLTKEERTRK
 MEEEPLGPDLEDLKRQVQHKVLQEDLEQEQVRVNSLTHMVVVVDESSGDHATAALEEQKVLGDRWANI
 CRWTEDRWLLQDILLKWQRLTEEQCLFSAWLSEKEDAVNKIHTTGFKDQNEMLSSLQKLAVKADLEKK
 KQSMGKLYSLKQDLLSTLKNKSVTQKTEAWLDFARCWDNLVQKLEKSTAQISQAVTTTQPSLTQTVM
 TVTTVTTREQILVKHAQEELPPPPQKKRQITVDSEIRKRLDVDITELHSWITRSEAVLQSPEFAIFRKE
 GNFSDLKEKVNAIEREKAIEKFRKLQDASRSAQALVEQMVNEGVNADSIKQASEQLNSRWIEFCQLLSERL
 NWEYQNNIIAFYNQLQLEQMTTAAENWLKIQTTPSEPTAIKSQLKICKDEVNRLSGLQPQIERLKI
 SIALKEKGQGPFLDADFVAFTNHFKQVFSVQAREKELQTFDFTLPPMRVQETMSAIRTWVQSQSETKLS
 IPQLSVTDYEIMEQRLGELQALQSSLQEQQSGLYYLSTTVKEMSKAPSEISRYQSEFEIEIEGRWKKLS
 SQLVEHCQKLEEQMNLKRIQNHIQTLKKWMAEVDVFLKEEWPALGDSEILKKQLKQCRLLVSDIQTIQ
 SLNSVNEGGQIKNEAEPEFASRLETTELKELNTQWDHMCQQVYARKEALGGLEKTVSLQKDLSEMHEWM
 TQAEVEYLERDFEYKTPDELQKAVEEMKRAKEEAQKQKAKVKLLTESVNSVIAQAPPVAQEALKELET
 TTNVYQWLCTRLNGKCKTLEEVWACWHELLSYLEKANKWLNVEFKLKTENIPGGAEIESEVLDLSENLM
 RHSEDPNPQIRILAQTLTDGGVMDLINEELETFNSRWRELHEEAVERRQKLEEQSIQSAQETEKSLHLIQ

ESLTFIDKQLAAYIADKVDAAQMPQEAQKIQSDLTSHETISLEEMKKNQKGEAAQRVLSQIDVAQKQLQD
VSMKFRLFPKQANFEQRLQESKMILDEVKMHLPALLETKSVEQEVVQSQLNHCNVLYKSLSEVKSEVEMVI
KTGRQIVQKKQTENPKELDERVTKLHYNELGAKVTERKQQLKCLSRKMRKEMNVLTEWLAATDME
LTKRSAVEGMPNSLDSEVAWGKATQKEIEKQVHLKSI TEVGEALKTVLGKKTETLVEDKLSLLNSNWI
AVTSRAEELNLLLEYQKHMETFDQNVDHITKWI IQADTLDESEKKKPPQKEDVLKRLKAEINDIRPKVDS
TRDQAANL MANRGDHCRLV EPQISELNHRFAAISHRITGKASIPLEKELEQFNSDIQKLEPLEAEIQQ
GVNLKEEDFNKDMNEDNEGTVKELLQRGDNLQQRITDERKREEIKIKQQLLQTKHNALKDLRSQRRKKAL
EISHQWYQYKRQADDLLKCLDDIEKKLASELPEPRDERKIKEIDRELQKKKEELNAVRRQAEGLSEGAAM
AVEPTQIQLSKRWREIESKFAQFRRLNFAQIHTVREETMMVMTEMPLEISYVPSTYLTEITHVSQALLE
VEQLLNAPDLCAKDFEDLFKQEEESLKNIKDSLQSSGRIDIHSHKTAALQSATPVERVKLEALSQDF
QWEKVNMYKDRQGRFDRSVEKWRRFHYDIKIFNQWLTEAEQFLRKTQIPENWEHAKYKWLKELQDGIG
QRQTVVRTL NATGEEIIQSSKTDASILQEKLGSLNLRWQEVCKQLSDRKKRLEEQNILSEFQRDLEF
VLWLEEADNIASIPLEPGKEQQLKEKLEQVLLVEELPLRQGIKQLNETGGPVLVSAPISPEEQDKLEN
KLKQTNLQWIKVSRALPEKQGEIEAQIKDLGQLEKKLEDEEQLNHLWLWSPIRNQLIYNQPNQEGPF
DVQETEI AVQAKQPDVEEILSKGQHL YKEKPATQPVKRKLEDLSSEWKA VNRLLQELRAKQPD LAPGLTT
IGASPTQTVTLVTQPVTKETAI SKLEMPSSMLLEVPALADFNRAWTELTDWLSLDDQVIKSRQVMVGD
EDINEMIIKQKATMQDLEQRRPQLEELITAAQNLKNKTSNQEARTIITDRIEQNQWDEVQEHLQNRQ
QLNEMLDSTQWLEAKEEAEQVLGQARAKLESWKEGPTYVDAIQKITETKQLAKDLRQWQTNVDVANDL
ALKLLRDYSADTRKVMHITENINASWRSIHKRVSERAALAEETHRLQGFPLDLEKFLAWL TEAETTAN
VLQDATRKERLLED SKGVKELMKQWQDLQGEIEAHTDVYHNL DENSQKILRSLEGSDDAVLLQRRLDNMN
FKWSEL RKKSLNIRSHLEASSDQWKRLHL SLQELLVWLQLKDEL SRQAPIGGDFPAVQKQNDVHRAFKR
ELKTKEPVMSTLETVRIFLTEQPLEGLEKLYQEPREL PPEERAQNVTRLLRKQAEVNTWEKLNHSA
DWQRKIDETLERLQELQEATDEL DLKLRQAEVIKGSWQPVGDLLIDSLQDHLKVKALRGEIAPLKENS
VSHVNDLARQLTTLGIQLSPYNLSTLEDLNTRWKLQVAVEDRVRQLHEAHRDFGPASQHFLSTSVQGPWER
AISPKNVPYYINHETQTTCDWHPKMTLEYQSLADLNNVRF SAYRTAMKLRRLQKALCLDLLSLSAACDAL
DQHNLKQNDQPM DILQIINCLTTIYDRLEQEHNNLVNPLCVDMCLNWLNNVYDTGRTGRIRVLSFKTGI
ISLCKAHLEDKYRYL FKQVASTGFCDQRRLLGLLHDSIQIPRQLGEVASFGGSNIEPSVRSQFQFANNK
PEIEAALFLDWMRLEPQSMVWLPVLRVAAAETAKHQAKNICKECPIIGFRYRSLKHFNYD ICQSCFFS
GRVAKGHKMHYPMVEYCTPTTSGEDVRDFAKVLKNKFRTRKRYFAKHPRMGYLPVQTVLEGDNMETPVT
LINFWPVDSAPASSPQLSHDDTHSRIEHYASRLAEMENSNGSYLNDISPNESIDDEHLLIQHYCQSLNQDS
PLSQPRSPAQILISLESEERGELERILADLEENRNLQAEYDRLKQHEHKGLSPLSPPEMPTSPQSP
RDAELIAEAKLLRQHKGRLEARMQILEDHNKQLESQHLRLRQLLEQPQAEAKVNGTTVSSPSTSLQRS
SDSQPMLLRVVGSTSDSMGEEDLLSPPQDTSTGLEEVMEQLNNSFPSSRGRNTPGKPMREDTM

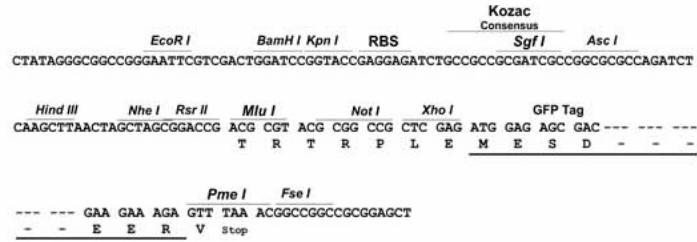
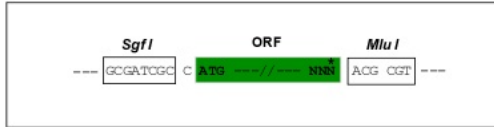
TRTRPLE - GFP Tag - V

Restriction Sites:

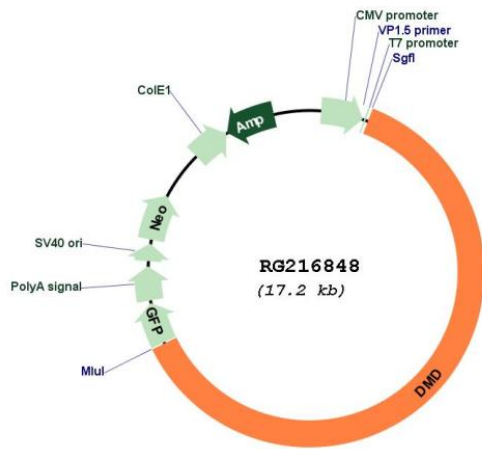
SgfI-MluI

Cloning Scheme:

Cloning sites used for ORF Shutting:



Plasmid Map:



ACCN: NM_004010
 ORF Size: 10686 bp

OTI Disclaimer:	<p>Due to the inherent nature of this plasmid, standard methods to replicate additional amounts of DNA in E. coli are highly likely to result in mutations and/or rearrangements. Therefore, OriGene does not guarantee the capability to replicate this plasmid DNA. Additional amounts of DNA can be purchased from OriGene with batch-specific, full-sequence verification at a reduced cost. Please contact our customer care team at custsupport@origene.com or by calling 301.340.3188 option 3 for pricing and delivery.</p> <p>The molecular sequence of this clone aligns with the gene accession number as a point of reference only. However, individual transcript sequences of the same gene can differ through naturally occurring variations (e.g. polymorphisms), each with its own valid existence. This clone is substantially in agreement with the reference, but a complete review of all prevailing variants is recommended prior to use. More info</p>
OTI Annotation:	<p>This clone was engineered to express the complete ORF with an expression tag. Expression varies depending on the nature of the gene.</p>
Components:	<p>The ORF clone is ion-exchange column purified and shipped in a 2D barcoded Matrix tube containing 10ug of transfection-ready, dried plasmid DNA (reconstitute with 100 ul of water).</p>
Reconstitution Method:	<ol style="list-style-type: none">1. Centrifuge at 5,000xg for 5min.2. Carefully open the tube and add 100ul of sterile water to dissolve the DNA.3. Close the tube and incubate for 10 minutes at room temperature.4. Briefly vortex the tube and then do a quick spin (less than 5000xg) to concentrate the liquid at the bottom.5. Store the suspended plasmid at -20°C. The DNA is stable for at least one year from date of shipping when stored at -20°C.
RefSeq:	<p>NM_004010.3, NP_004001.1</p>
RefSeq Size:	<p>14083 bp</p>
RefSeq ORF:	<p>10689 bp</p>
Locus ID:	<p>1756</p>
UniProt ID:	<p>P11532</p>
Cytogenetics:	<p>Xp21.2-p21.1</p>
Protein Pathways:	<p>Arrhythmogenic right ventricular cardiomyopathy (ARVC), Dilated cardiomyopathy, Hypertrophic cardiomyopathy (HCM), Viral myocarditis</p>
Gene Summary:	<p>This gene spans a genomic range of greater than 2 Mb and encodes a large protein containing an N-terminal actin-binding domain and multiple spectrin repeats. The encoded protein forms a component of the dystrophin-glycoprotein complex (DGC), which bridges the inner cytoskeleton and the extracellular matrix. Deletions, duplications, and point mutations at this gene locus may cause Duchenne muscular dystrophy (DMD), Becker muscular dystrophy (BMD), or cardiomyopathy. Alternative promoter usage and alternative splicing result in numerous distinct transcript variants and protein isoforms for this gene. [provided by RefSeq, Dec 2016]</p>