

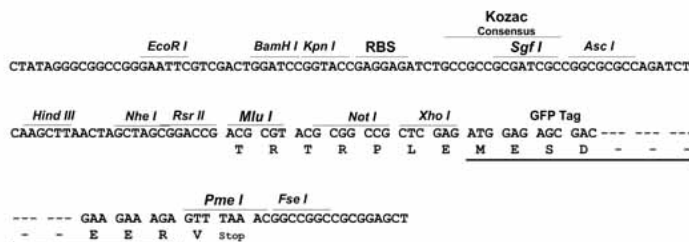
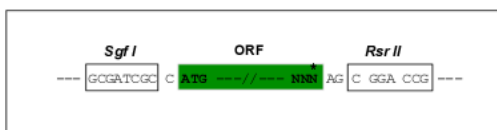
## Product datasheet for **RG216494**

### CCDC180 (NM\_020893) Human Tagged ORF Clone

#### Product data:

Product Type:	Expression Plasmids
Product Name:	CCDC180 (NM_020893) Human Tagged ORF Clone
Tag:	TurboGFP
Symbol:	CCDC180
Synonyms:	C9orf174; CFAP76; FAP76
Mammalian Cell Selection:	Neomycin
Vector:	pCMV6-AC-GFP (PS100010)
E. coli Selection:	Ampicillin (100 ug/mL)
Restriction Sites:	SgfI-RsrII
Cloning Scheme:	

Cloning sites used for ORF Shuttling:



ACCN: NM\_020893

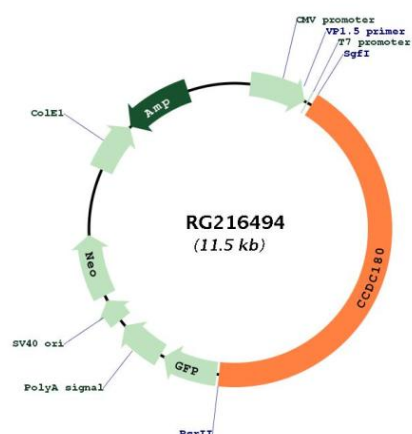
ORF Size: 4938 bp



[View online »](#)

<b>OTI Disclaimer:</b>	The molecular sequence of this clone aligns with the gene accession number as a point of reference only. However, individual transcript sequences of the same gene can differ through naturally occurring variations (e.g. polymorphisms), each with its own valid existence. This clone is substantially in agreement with the reference, but a complete review of all prevailing variants is recommended prior to use. <a href="#">More info</a>
<b>OTI Annotation:</b>	This clone was engineered to express the complete ORF with an expression tag. Expression varies depending on the nature of the gene.
<b>Components:</b>	The ORF clone is ion-exchange column purified and shipped in a 2D barcoded Matrix tube containing 10ug of transfection-ready, dried plasmid DNA (reconstitute with 100 ul of water).
<b>Reconstitution Method:</b>	<ol style="list-style-type: none"> <li>1. Centrifuge at 5,000xg for 5min.</li> <li>2. Carefully open the tube and add 100ul of sterile water to dissolve the DNA.</li> <li>3. Close the tube and incubate for 10 minutes at room temperature.</li> <li>4. Briefly vortex the tube and then do a quick spin (less than 5000xg) to concentrate the liquid at the bottom.</li> <li>5. Store the suspended plasmid at -20°C. The DNA is stable for at least one year from date of shipping when stored at -20°C.</li> </ol>
<b>Note:</b>	Plasmids are not sterile. For experiments where strict sterility is required, filtration with 0.22um filter is required.
<b>RefSeq:</b>	<a href="#">NM_020893.1</a> , <a href="#">NP_065944.1</a>
<b>RefSeq Size:</b>	6269 bp
<b>RefSeq ORF:</b>	4974 bp
<b>Locus ID:</b>	100499483
<b>UniProt ID:</b>	<a href="#">Q9P1Z9</a>
<b>Cytogenetics:</b>	9q22.33
<b>Gene Summary:</b>	The protein encoded by this gene contains a coiled-coil domain. Alternative splicing results in multiple transcript variants encoding different isoforms. A single nucleotide polymorphism (SNP) in this gene has been associated with increased susceptibility to Behcet's Disease (PMID: 19442274). [provided by RefSeq, Dec 2016]

## Product images:



Circular map for RG216494